

THE FLORIDA STATE UNIVERSITY
2007-08
FACT BOOK



Budget and Analysis Department
321 Westcott, Florida State University
Tallahassee, FL 32306-1360
(850) 644-4203
<http://www.ir.fsu.edu/>

April 2008



Executive Summary of Statistics



First Time in College (FTIC) Admission Statistics (summer/fall applications)

	1998	1999	2000	2001	2002	2003	2004	2005	2006	2007
Applied	17,309	19,847	22,741	21,792	21,046	22,438	22,127	22,450	23,687	24,343
Admitted	13,268	13,243	14,410	14,856	14,777	14,465	14,307	14,016	14,027	13,415
Enrolled	5,135	5,131	5,655	5,766	6,387	6,096	6,240	6,067	6,222	6,133
Average SAT Enrolled	1147.4	1156.4	1156.2	1166.7	1145.6	1158.3	1163.8	1159.2	1167.5	1183.7
Average ACT Enrolled	23.3	24.4	24.3	24.6	24.1	24.5	24.6	24.9	25.0	25.5

New FTIC Students by Residency (annual total)

	1998-99	1999-00	2000-01	2001-02	2002-03	2003-04	2004-05	2005-06	2006-07	2007-08
In-state	4,147	4,127	4,631	4,485	5,382	5,295	5,515	5,348	5,550	5,548
Foreign	159	151	176	188	217	163	148	153	175	154
Out-of-State	939	990	934	1,174	917	736	686	665	590	502
Total	5,245	5,268	5,741	5,847	6,516	6,194	6,349	6,166	6,315	6,204

Student Enrollment - Fall Semesters

	1998	1999	2000	2001	2002	2003	2004	2005	2006	2007
Full-time Undergraduate	21,232	22,238	23,226	24,010	25,434	26,010	26,679	27,217	27,710	28,156
Part-time Undergraduate	2,643	2,908	3,196	3,115	3,306	3,287	3,336	3,201	3,348	3,352
Full-time Graduate	3,718	4,086	4,185	4,268	4,460	4,718	5,009	5,237	5,429	5,685
Part-time Graduate	1,967	2,129	2,182	2,049	2,145	2,133	2,447	2,689	2,745	2,844
Full-time Unclassified	141	266	285	305	301	256	215	320	252	210
Part-time Unclassified	1,492	1,700	1,403	1,715	1,037	924	1,200	988	990	818
Total	31,193	33,327	34,477	35,462	36,683	37,328	38,886	39,652	40,474	41,065

Student Enrollment - Fall Semesters by Ethnicity and Gender

	1998	1999	2000	2001	2002	2003	2004	2005	2006	2007
White Female	12,848	13,580	14,051	14,374	14,580	14,919	15,548	15,750	16,127	16,150
White Male	10,769	11,138	11,274	11,326	11,591	11,715	12,029	12,331	12,707	13,066
Black Female	2,435	2,693	2,711	2,796	2,826	2,812	2,959	2,984	2,940	2,817
Black Male	1,329	1,418	1,397	1,423	1,502	1,482	1,532	1,506	1,544	1,575
Hispanic Female	1,061	1,261	1,392	1,566	1,703	1,817	1,991	2,073	2,193	2,303
Hispanic Male	1,032	1,108	1,138	1,287	1,406	1,499	1,629	1,685	1,786	1,887
Asian Female	389	436	492	521	544	598	602	624	694	723
Asian Male	385	392	418	438	492	511	529	552	598	647
Native American Female	63	83	77	83	81	86	84	92	136	149
Native American Male	68	60	58	69	61	54	63	56	94	108
Non-Resident Alien Female	339	476	558	568	576	566	554	580	555	567
Non-Resident Alien Male	475	682	721	792	871	840	779	769	738	719
Not Reported Female	0	0	98	104	247	226	302	333	174	161
Not Reported Male	0	0	92	115	203	203	285	317	188	193
Total	31,193	33,327	34,477	35,462	36,683	37,328	38,886	39,652	40,474	41,065

Annual Full-Time Equivalent (FTE) Enrollment

	1997-98	1998-99	1999-00	2000-01	2001-02	2002-03	2003-04	2004-05	2005-06	2006-07
Lower	7,386.1	7,939.3	8,297.1	8,734.4	9,285.0	9,956.8	10,006.2	10,252.9	10,499.7	10,556.0
Upper	9,279.9	9,341.1	9,748.4	10,141.4	10,420.2	10,703.2	10,900.7	10,986.8	11,368.3	11,729.7
Graduate	3,860.5	3,914.5	4,304.8	4,424.8	4,558.3	4,550.9	4,728.9	5,086.3	5,023.5	5,409.1
Total	20,526.5	21,194.9	22,350.3	23,300.6	24,263.5	25,210.9	25,635.8	26,326.0	26,891.5	27,694.8

Degrees Awarded

	1997-98	1998-99	1999-00	2000-01	2001-02	2002-03	2003-04	2004-05	2005-06	2006-07
Baccalaureate	5,515	5,245	5,342	5,467	5,912	6,335	6,578	6,856	6,938	7,189
Master's	1,530	1,426	1,400	1,463	1,553	1,593	1,536	1,681	1,821	1,989
Advanced Master's	0	0	0	0	0	0	0	0	0	0
Specialist	63	105	60	47	94	51	57	44	51	54
Juris Doctorate	206	205	220	220	227	242	208	274	240	233
Medical Doctorate	0	0	0	0	0	0	0	27	36	48
Doctorate	305	273	263	251	248	290	271	276	325	350
Total	7,619	7,254	7,285	7,448	8,034	8,511	8,650	9,158	9,411	9,863





Executive Summary of Statistics



Nine- & Twelve-Month State Funded Filled FTE Faculty Positions (excludes Medicine)

	1998-99	1999-00	2000-01	2001-02	2002-03	2003-04	2004-05	2005-06	2006-07	2007-08
Professor	523.97	537.00	535.92	533.64	547.97	500.67	492.52	484.52	490.90	493.43
Associate Professor	332.85	327.00	323.99	328.49	330.00	318.00	335.00	332.00	344.35	382.00
Assistant Professor	206.60	220.10	247.99	269.82	280.00	316.00	329.50	327.00	349.00	327.00
Instructor	12.50	11.25	12.25	14.00	14.50	11.85	9.00	13.50	12.50	14.50
Other	200.19	231.46	255.35	280.13	303.15	301.15	325.53	333.64	356.34	375.11
All Ranks	1,276.11	1,326.81	1,375.50	1,426.08	1,475.62	1,447.67	1,491.55	1,490.66	1,553.09	1,592.04

Nine-Month Filled Faculty Average Salary by Rank (excludes Medicine)

	1998-99	1999-00	2000-01	2001-02	2002-03	2003-04	2004-05	2005-06	2006-07	2007-08
Professor	\$69,821	\$73,918	\$78,061	\$81,314	\$85,173	\$88,150	\$89,092	\$92,222	\$98,609	\$100,431
Associate Professor	\$51,657	\$54,051	\$55,750	\$58,108	\$59,981	\$61,202	\$62,495	\$65,384	\$68,762	\$70,661
Assistant Professor	\$46,105	\$47,718	\$49,192	\$52,852	\$54,627	\$55,925	\$58,105	\$60,094	\$65,410	\$66,393
All Ranks	\$57,591	\$60,302	\$62,665	\$65,194	\$67,611	\$68,293	\$69,120	\$71,791	\$76,114	\$77,373

Total University Operating Budget (in millions)

	1998-99	1999-00	2000-01	2001-02	2002-03	2003-04	2004-05	2005-06	2006-07	2007-08
Education & General	\$270.3	\$312.8	\$351.8	\$351.0	\$369.0	\$382.2	\$424.0	\$442.9	\$467.1	\$502.3
Auxiliary Enterprises	\$74.2	\$94.6	\$99.2	\$134.3	\$141.1	\$165.5	\$161.2	\$177.8	\$184.3	\$196.1
Contracts & Grants	\$89.4	\$107.2	\$107.8	\$110.8	\$156.9	\$163.7	\$178.1	\$182.6	\$185.2	\$212.9
Local Funds	\$91.1	\$86.1	\$97.5	\$120.1	\$141.6	\$145.6	\$154.8	\$167.4	\$175.1	\$182.0
Total	\$525.0	\$600.7	\$656.2	\$716.2	\$808.7	\$857.0	\$918.2	\$970.7	\$1,011.7	\$1,093.3

Tuition & Fees (per credit hour)

	1998-99	1999-00	2000-01	2001-02	2002-03	2003-04	2004-05	2005-06	2006-07	2007-08
Undergraduate:										
Resident	\$69.48	\$73.19	\$79.27	\$83.77	\$89.48	\$95.32	\$101.25	\$106.93	\$110.23	\$111.83
Non-resident	\$291.34	\$306.14	\$323.86	\$346.69	\$407.61	\$462.92	\$518.13	\$544.65	\$547.95	\$549.55
Graduate:										
Resident	\$138.83	\$146.01	\$155.74	\$165.95	\$183.16	\$201.17	\$223.66	\$235.45	\$242.60	\$254.68
Non-resident	\$482.39	\$506.74	\$534.50	\$573.11	\$675.82	\$735.70	\$825.00	\$866.85	\$874.00	\$886.08
Law:										
Resident	\$155.03	\$163.02	\$173.60	\$185.15	\$204.33	\$224.71	\$250.15	\$300.02	\$327.89	\$358.99
Non-resident	\$512.88	\$538.76	\$568.12	\$609.25	\$717.49	\$817.67	\$917.23	\$919.34	\$994.97	\$1,026.07
Medical (block fees - two semesters):										
Resident				\$12,408	\$13,685	\$15,126	\$16,919	\$17,787	\$17,824	\$17,882
Non-resident				\$33,328	\$38,998	\$44,376	\$49,825	\$52,338	\$52,376	\$52,433

External Sources for Research, Service and Training Funds (in thousands)

	1997-98	1998-99	1999-00	2000-01	2001-02	2002-03	2003-04	2004-05	2005-06	2006-07
Federal Government	\$66,350	\$74,122	\$80,350	\$83,714	\$102,914	\$122,399	\$143,662	\$121,654	\$144,521	\$136,328
State/Local Govt.	\$13,779	\$18,454	\$22,613	\$29,527	\$28,054	\$17,036	\$22,332	\$21,424	\$28,327	\$33,952
Private and Other	\$8,645	\$8,624	\$13,931	\$16,941	\$16,969	\$22,339	\$16,701	\$18,469	\$17,190	\$22,696
Total	\$88,774	\$101,201	\$116,895	\$130,182	\$147,936	\$161,774	\$182,695	\$161,547	\$190,038	\$192,977

University Library Statistics (includes all university libraries)

	1997-98	1998-99	1999-00	2000-01	2001-02	2002-03	2003-04	2004-05	2005-06	2006-07
Volumes (in thousands)	2,263	2,306	2,338	2,442	2,523	2,620	2,739	2,890	2,948	3,442
Microforms (in thousands)	4,767	5,725	6,669	6,758	6,873	9,029	9,057	8,057	9,094	9,106
Periodicals	15,511	9,821	15,446	17,375	19,309	19,309	38,271	42,076	51,896	107,243
e-books	N/A	N/A	N/A	N/A	54,514	83,055	243,627	245,993	334,571	451,737
Electronic Journals	N/A	N/A	N/A	N/A	14,437	17,469	26,965	29,485	145,490	98,851

Library Expenditures (in thousands):

Books/Related Materials	\$5,226	\$5,205	\$6,172	\$9,566	\$6,736	\$6,904	\$6,601	\$6,892	\$7,650	\$6,840
Total Library Expenditures	\$11,184	\$11,220	\$12,972	\$15,554	\$13,694	\$14,017	\$13,683	\$15,375	\$15,084	\$14,399





Table of Contents



This 2007-08 Florida State University Fact Book provides the most current data available for a general description of the activities of the university. Student information is provided through the Fall 2007 semester, or the 2006-07 academic year for annual figures. Other data are as current as could be obtained at the time of publication.

INTRODUCTION

The Mission Statement of The Florida State University	1
Florida State University Perspective	2
Seal of The Florida State University	3
History of The Florida State University	4
Accreditations	6
Governing Boards - Florida State University's Board of Trustees	8
Governing Boards - State University System	9
Historical Presidents and Current Officers of the University	10
Organizational Structure	11
Operating Budget, 2007-08	12
Education and General Allocated Resources by Program Component, 2007-08	13
Faculty Senate	14
External Sources for Research, Service, and Training Funds	15
Tallahassee/Leon County, Florida	16

STUDENTS

Student Characteristics, Fall 2007	18
First Time in College (FTIC) Admission Statistics, 1999-2007	19
New Student Headcount	20
Headcount Enrollment (by Gender, Ethnicity, Level, Status, Campus, and Age), Fall Semesters	22
Headcount Enrollment (by School/College), Fall Semesters	23
Geographical Origin of Students by Florida County, Fall Semesters	24
Geographical Origin of Students by State, Fall Semesters	26
Geographical Origin of Students by Country, Fall 2007	28
Geographical Origin of First Time in College (FTIC) Students by Florida County, Fall 2007	29
First Time in College (FTIC) Students by High School and State, Fall 2007	30
Florida Community/Junior College Transfers to FSU, Fall Semesters	31
Retention and Graduation Rates for Full-Time FTICs (Fall Cohorts)	32
Retention and Graduation Rates for Full-Time Transfers (Fall Cohorts)	34
Total Student Credit Hours by Course Level and Class Level, Fall 2007	36
State Fundable Student Credit Hours by Department, Fall 2007	37
State Fundable Student Credit Hours and Headcount By Level/Semester	40
Annual Full-Time Equivalent (FTE) Enrollment (2001-02 through 2006-07 by Department)	41
Annual FTE Enrollment by College (2001-02 through 2006-07)	51
Headcount Summaries by Major	52
Headcount Summaries by College, Fall Semesters	55
Degrees Awarded by Program: 2006-07 (Summer, Fall, Spring)	57
Degrees Awarded by College by Year (Summer, Fall, Spring)	60
Enrollment History: Headcount by Level (Fall Terms Since 1908)	62
Residence of Alumni by State	63
Residence of Alumni by Florida County	64
Panama City Campus Student Headcount Enrollment, Fall Semesters	65
Distance Learning Course Enrollment and Student Credit Hours	68
Enrollment by Location (Campus, International & Distance Learning)	69



Table of Contents



FACULTY AND STAFF

Faculty Characteristics and Citations	71
Faculty Positions	72
Fall Headcount & Annual Student FTE per Filled Faculty Positions	73
Mean Salary by Rank for Nine-Month Faculty, 2007-08	74
Faculty Salary Trends	75
College of Medicine Faculty	76
Employee Raise Information - Percentages	77
Sources of Doctoral Degree, Instructional Faculty	78
Tenured Faculty by Age, 2007-08	79
Full-time Employees by Position, Ethnicity and Gender, Fall 2007	80

AWARDS AND HONORS

Eminent Scholar Chairs	82
Eppes, Daisy Parker Flory and McKenzie Professors	83
The President & Provost's Named Professorship Program	84
Robert O. Lawton Distinguished Professors	87
University Teaching Awards	88
Developing Scholar Awards	92
University Advising Awards	93
University Distinguished Teacher and Research Professor Awards	94
Other Faculty and University Dignitary Honors and Awards	95
Ross Oglesby Award	96
Honorary Degrees Awarded and Westcott Distinguished Service Medal Recipients	97

SUPPORT SERVICES

Institutes and Research Centers	101
FSU Buildings - Some Facts	104
FSU Buildings - Gross Square Feet and Number of Rooms	106
Florida State University Site and Acreage Holdings	109
University Libraries	110
Academic & Professional Program Services (APPS)	111
APPS Degree and Certificate Programs Offered, 2007-08	112
Division of Student Affairs	114
Intercollegiate Athletics	116
The Florida State University Ensembles	118

APPENDIX

Florida State University Degree Program Inventory as of March 2008	Appendix A
Campus Map	Appendix B
Glossary	Appendix C

The Florida State University Fact Book is published annually by the Office of Institutional Research, a subsection of the Budget and Analysis Department. In conjunction with the entire Institutional Research staff and departments across campus, information is compiled by Andrew Brady, Institutional Research Analyst. Inquires may be directed to Mr. Brady, abrady@fsu.edu, or to Jill Kosiewski, Director of Institutional Research, jkosiewski@admin.fsu.edu, (850) 644-1403.

Pictures in this year's book include: President T.K. Wetherell; Goldwater Scholarship Recipient Priya Pal; Lawton Award winner Walter Tschinkel; Honorary Doctorate Kitty Hoffman; the Chemistry Building; and the Rovetta Business Building. Photograph credits for all pictures go to the Florida State University Photo Lab.

Sincere thanks are extended to those offices that provided data or otherwise assisted in the production of this publication.

A version of this fact book and an archive of past editions may be found online at <http://www.ir.fsu.edu/Factbooks/>.



Introduction



President T.K. Wetherell



The Mission Statement of The Florida State University



Vision: Florida State University aspires to be recognized as one of the top twenty public universities in the nation, with no fewer than one-third of its Ph.D. programs ranked among the top fifteen such programs at public universities nationally. The faculty are committed to earning membership in the Association of American Universities.

Mission: Florida State University is a comprehensive, national, graduate research university that puts research into action for the benefit of our students and society. Our extensive graduate programs and our law and medical schools enrich the graduate, professional and undergraduate experiences, making Florida State University a demanding and intellectually stimulating environment for students and faculty.

With an impressive breadth of programs, Florida State University has leading undergraduate, graduate and professional programs in a variety of fields. Some of the many programs that consistently rank among the top twenty-five at the nation's public universities include those in Business, Chemistry, Creative Writing, Criminology, Ecology and Evolutionary Biology, Information, Law, Meteorology, Oceanography, Physics, Political Science, Psychology, Public Policy, Sociology and Statistics. Our mission is to maximize the excellence in all our programs, with special emphasis on programs that already have earned national and international acclaim. Florida State University's arts programs—including Dance, Film and Music—rank among the finest in the world.

At the Ph.D. level, notable research faculty provide a range of interdisciplinary offerings that transcend the traditional disciplines, including Neuroscience, Molecular Biophysics, Computational Science, Materials Science and research at the National High Magnetic Field Laboratory.

Florida State provides world-class opportunities for graduate and professional students to:

- learn and conduct research with internationally recognized scholars;
- conduct research in specialized interdisciplinary centers, such as the National High Magnetic Field Laboratory, the Reading Research Center, the Institute of Molecular Biophysics and the School of Computational Science;
- participate in other interdisciplinary work across campus, such as efforts that integrate economics, geography, climate forecasting, law and other environmental courses and programs; and
- work with faculty to forge new relationships among professions, including medicine and information, the physical sciences and engineering, business and law, human sciences, nursing and social work.

Florida State provides extraordinary opportunities for undergraduate students to:

- select from nationally ranked programs, ranging from the basic sciences to the performing arts;
- build a strong liberal arts base for their chosen field of study;
- live and learn in residence halls designed around academic programs;
- study abroad at the finest centers in the world;
- participate in an Honors Program, ranked among the best in the country;
- interact with a diverse faculty including outstanding minority and women scholars; and
- study with some of the finest graduate and professional students and faculty in the nation

Florida State University owes special allegiance to the citizens and taxpayers of the State of Florida. Florida State exists to:

- educate students from the diverse communities in Florida, the nation and the world in an environment that emphasizes research, inquiry, and excellence;
- identify, create, celebrate, and disseminate important knowledge;
- maximize the opportunities for its students;
- contribute to the economic development of the State of Florida and the nation;
- harness contributed dollars and contract and grant activity for the benefit of our students and society; and
- generate research that will benefit the citizens of Florida, the nation and the world

Goals: Our goal is to become recognized nationally and internationally for our teaching and research programs, including making significant progress towards the goal of being invited to become an AAU member institution.

- Enhance undergraduate education by recruiting, retaining and educating outstanding undergraduate students on a diverse campus.
- Promote excellence in undergraduate teaching by fostering a campus community of excellence.
- Ensure academic excellence by developing, retaining and rewarding talented and diverse faculty.
- Promote excellence in graduate education and research.
- Encourage the dissemination and transfer of knowledge by providing broad access to institutional resources and services to the community and to the State.
- Promote and foster learning by maintaining and expanding facilities and technology.

Note: The current mission statement was released as a part of the Board of Governors' Strategic Plan on June 9, 2005





Overview

The Florida State University is a public, fully accredited, coeducational research institution, and one of eleven units within the Division of Colleges and Universities directed by the Florida Board of Education. Located in Tallahassee, Florida's capital city, the University affords students and faculty opportunities for interaction with state and federal agencies for internships, research, and part-time employment, as well as a myriad of social, cultural, and recreational activities. The main campus is located on 451.6 acres in Tallahassee with other facilities owned in Leon, Bay, Collier, Franklin, Sarasota, and Gadsden counties, and leased in Marion and Leon counties in Florida, and other locations overseas.

With 16 colleges, students may take courses of study leading to the baccalaureate degree in 101 degree programs, to the master's degree in 114 degree programs, to the advanced master's degree in 1 program, to the specialist degree in 26 degree programs, to the doctorate degree in 73 degree programs, and to the professional degree in 2 degree programs. The academic divisions are the Colleges of Arts and Sciences; Business; Communication; Criminology and Criminal Justice; Education; Engineering; Human Sciences; Information; Law; Medicine; Motion Picture, Television and Recording Arts; Music; Nursing; Social Sciences; Social Work; and Visual Arts, Theatre and Dance.

Approximately 83 percent of the students enrolled at the university attend full time. Undergraduates comprise 76.7 percent and graduate students 20.8 percent of the total enrollment of 41,065 students in the Fall of 2007. The remaining 2.5 percent are considered unclassified. The average age of all students is 23.1; of undergraduates, 21.1; and of graduate students, 29.7.

The Division of Colleges and Universities operates under the supervision of the Florida Board of Education. The Florida State University is governed by a Board of Trustees, which was established in July, 2001. The twelve governor-appointed members of the Board of Trustees are: Jim Smith (Chair), Harold Knowles (Vice Chair), Derrick Brooks, Emily Fleming Duda, David Ford, Manny Garcia, Wm. Andrew Haggard, James Kinsey, Jr., Richard C. McFarlain, Leslie Pantín, Jayne Standley and Susie Busch-Transou. A thirteenth member of Florida State University's Board of Trustees is the current student body president, Joe O'Shea.

Research and Special Programs

The Florida State University has built a reputation as a strong research center in both the sciences and the humanities. It is expected that more than \$100 million in external funds will be generated this year by the university faculty and administration as supplements to state funds used for research. These external funds are in the form of contracts and grants from private foundations, industries, and government agencies, and are used to support research, improve research facilities, and provide stipends for graduate students.

Florida State is well known in the natural sciences for its basic research programs in biology, chemistry, meteorology, nuclear science, oceanography, physics, and psychology. Strong basic and applied research programs are also found in computer science, geology, mathematics, and statistics.

As a nationally recognized center of excellence in graduate training in the visual and performing arts, the University offers professional training in music, theatre, and dance performance and theory.

Florida State University International Programs has over 50 years of experience in providing students with study abroad opportunities. Program opportunities include spring, summer and fall semesters at our four study centers, short summer terms in additional locations, First Year Abroad for incoming freshmen, international internships, and College for High School for students wishing to experience studying abroad while still in high school. The year-round study centers are located in Florence, Italy; London, England; Panama City, Republic of Panama; and Valencia, Spain. Summer program locations include Australia, China, Costa Rica, Croatia, Czech Republic, Ecuador, France, Hungary, Ireland, The Netherlands, Russia, Scotland, South Africa, South Korea, and Switzerland. FSU credits are earned for all courses and are transferable within the US university system, in accordance with each student's home university regulations.

FSU operates the Ringling Center for the Cultural Arts in Sarasota, which includes the John and Mable Ringling Museum of Art, the largest museum/university complex in the nation. Since July 1, 1990, the Appleton Museum of Art, in Ocala, has been jointly owned by Florida State University and Central Florida Community College.

Florida State University has both an Air Force and an Army Reserve Officers' Training Corps (ROTC) program. FSU students may apply for admission to the Navy ROTC Program offered through Florida Agricultural and Mechanical University in Tallahassee.

The Florida State University has a large number of computers that are used for instruction and research. In addition to centrally operated systems and public laboratories, many FSU colleges, departments, and research institutes operate computers and laboratories for their own use. Computers at FSU are linked by a campus-wide fiber optic network. The network and centralized computing services are run by the Academic Computing and Network Services organization, which is located at Innovation Park.





The University Library System contains over 3.4 million volumes, of which more than 451,700 are available electronically as e-books. The libraries subscribe to more than 107,000 current serials including academic journals, professional and trade journals, and major newspapers from around the country and the globe in both paper and electronic formats. The libraries also subscribe to more than 350 databases. The FSU Libraries include eight libraries on campus: The Robert Manning Stroz Library, Paul A. M. Dirac Science Library, Mildred and Claude Pepper Library, Warren Allen Music Library, Harold Goldstein Library and Information Science Library, College of Law Library, College of Medicine Medical Library, and the College of Engineering Library. Library materials and services are also available at the FSU Panama City Campus, as well as International Programs study centers in London, Florence, and Panama, and a collection of art and related materials at the John and Mable Ringling Museum of Art in Sarasota, Florida.

Among the special programs which have won national or international distinction in research are the Program in Nuclear Research, Institute for Molecular Biophysics, FSU Marine Laboratory, Center for Music Research, Learning Systems Institute, FSU Proton-Induced X-Ray Emission (PIXE) Laboratory, FSU Institute of Science and Public Affairs, and the School of Motion Picture, TV, and Recording Arts.

In 1990, the National Science Foundation announced that FSU would be the home of the National High Magnetic Field Laboratory. A joint project with the University of Florida and Los Alamos National Laboratory, the lab became the nation's top center for research on magnets millions of times more powerful than the Earth's magnetic field. This facility is the first national lab to be located in Florida and went into operation in 1994. Research at the lab is conducted in such diverse fields as biology, materials science, medicine, physics, chemistry, engineering and superconductivity.

Online Resource: Florida State University's website can be accessed at <http://www.fsu.edu>



Seal of The Florida State University

The seal of The Florida State University, which was designed by the combined talents of the Art and Classics Departments, has its origins in the first decade of the 20th century during the administration of President Albert A. Murphree. It was updated in the year 2000 to accurately reflect the year that Florida State University was created, 1851. In 2005 minor cosmetic updates were made to the seal.

The torches of the seal symbolize the fire given to man by the Greek god Prometheus. This fire enabled man to elevate himself above the animals and become human. The torches of the FSU seal symbolize the purpose of the University: the passing on of knowledge from generation to generation. The torch on the left is Vires: strength of all kinds, physical, moral and intellectual. The center torch is Artes: that which we acquire - knowledge which transcends skills, the appreciation of beauty. The torch on the right is Mores: customs, character and tradition. Through these three ideals the student is educated physically, mentally and morally.

Source: Florida State College for Women: Notes on the Formative Years, by William G. Dodd

Online Resource: The history of the FSU seal and university identity guidelines can be viewed at <https://www.identityguide.fsu.edu/>





History of The Florida State University



The Florida State University, one of the largest and oldest of the eleven institutions of higher learning in the State University System of Florida, had its beginning as early as 1823 when the Territorial Legislature began to plan a higher education system. In 1825 the Federal Government reserved two townships for the purpose of maintaining institutions of higher education in the territory, and on March 3, 1845, the United States Congress, in an act supplemental to the act admitting Florida as a state in the Union, added two more townships. These townships were granted to the State for the use of two seminaries of learning, one to be located east and the other west of the Suwannee River. The Legislature of the State of Florida in a Legislative Act of January 24, 1851, provided for the establishment of the two institutions of learning, their first purpose to be "the instruction of persons, both male and female, in the art of teaching all the various branches that pertain to a good common school education; and next to give instruction in the mechanic arts, in husbandry, in agricultural chemistry, in the fundamental laws, and in what regards the rights and duties of citizens."

By 1854 the City of Tallahassee had established a school for boys called the Florida Institute with the hope that the State could be induced to take it over as one of the seminaries, and in the 1854 session of the Legislature of Florida the City of Tallahassee presented a memorial asking that the institution west of the Suwannee be located in that city. That effort was not successful, but in 1856 the Intendant (Mayor) of Tallahassee again offered the Institute's land and building to the Legislature. Francis Eppes, who spent his formative years on the estate of his grandfather President Thomas Jefferson at Monticello in Virginia and shared his views of the importance to a democracy of a liberally educated citizenry, was the Mayor of Tallahassee who made the offer. This time they chose to accept the offer and designated Tallahassee as the site of one of the state seminaries because of its railway connections, its "salubrious climate," and its "intelligent, refined, and moral community." The bill to locate the Seminary in Tallahassee passed both houses and was signed by the Governor on January 1, 1857. On February 7, 1857, the first meeting of the Board of Education of the State Seminary West of the Suwannee River was held, and the institution began offering postsecondary instruction to male students. Francis Eppes served as President of the Seminary's Board of Education for eight years and instilled in the institution the Jeffersonian ideals which characterize it today. The school first became co-educational the following year (1858) when it absorbed the Tallahassee Female Academy, begun in 1843 as the Misses Bates School. Thus the West Florida Seminary, founded in 1851, began operating in 1857, only twelve years after Florida achieved statehood. It was located on the hill where the Westcott Building now stands, which has been the site of an institution of higher education longer than any other site in Florida.

Classes were held at the West Florida Seminary from 1857 until 1863, when the state legislature changed the name to The Florida Military and Collegiate Institute to reflect the addition of a military section which trained cadets. During the Civil War, cadets from the school, ranging in age from twelve to eighteen, fought in the Battle of Natural Bridge and helped make Tallahassee the only Confederate capitol east of the Mississippi not captured during the war. As a result of the brave action of the West Florida cadets in this battle, the Florida State University Army ROTC cadet corps today is one of only three in the nation authorized to display a battle streamer with its flag, which bears the words NATURAL BRIDGE 1865. After the end of the war in 1865, however, Union troops under General McCook descended upon Tallahassee and occupied the city (including campus buildings), remaining for more than a month.

Following the war, the institution entered a period of growth and development. In 1884 the first diplomas, Licentiate of Instruction, were awarded, and by 1891 the Institute had begun to focus clearly on what we would today call post-secondary education; seven Bachelor of Arts degrees were awarded that year. By 1897 the institution had evolved into the first liberal arts college in the state, and in 1901 it became Florida State College, a four-year institution organized in four departments: the College, the School for Teachers, the School of Music, and the College Academy. Florida State College was empowered to award the degree of Master of Arts, and the first master's degree was offered in 1902. That year the student body numbered 252 men and women, and degrees were available in classical, literary and scientific studies. In 1903 the first university library was begun. The following quote from the 1903 Florida State College Catalogue adds an interesting footnote to this period:

"In 1883 the institution, now long officially known as the West Florida Seminary, was organized by the Board of Education as The Literary College of the University of Florida. Owing to lack of means for the support of this more ambitious project, and also owing to the fact that soon thereafter schools for technical training were established, this association soon dissolved. It remains to be remarked, however, that the legislative act passed in 1885, bestowing upon the institution the title of the University of Florida, has never been repealed. The more pretentious name is not assumed by the college owing to the fact that it does not wish to misrepresent its resources and purposes."

In a 1905 reorganization of Florida's educational system by the Legislature, six state institutions of higher learning were consolidated into two when the University of Florida in Gainesville was established and designated a men's school and the Florida State College became a women's school called the Florida Female College. The male student body moved from Tallahassee to Gainesville, taking with it the fraternity system and the College football team, which had been state champions in 1902, 1903, and 1905. In 1909 the name of the college was changed to Florida State College for Women, an institution which grew to become the third largest women's college in the nation during the 1930's. The College became fully accredited in 1915, and a chapter of the National Honor Society of Phi Kappa Phi was installed in 1925, the year after the College was placed on the list of standard colleges and universities approved by the Association of American Universities and became a member of the Association of American Colleges. In 1935 the first chapter of Phi Beta Kappa in the state, Alpha Chapter of Florida, was installed at the College, a mark of its status as a true liberal arts college.





History of The Florida State University



The year 1947 saw many changes. Demand by returning World War II veterans had brought men back to the campus in 1946 with the establishment of the Tallahassee Branch of the University of Florida, and on May 15, 1947, the Governor signed an act of the Legislature returning Florida State College for Women to coeducational status and naming it The Florida State University. A permanent president's residence was acquired. The student body, numbering 4,056, chose a new alma mater and selected the Seminole as their mascot. The Flying High Circus was born, and football was started again when the first home game since 1905 was played in October. Three years later Campbell Stadium was built. The first Student Union was established and housed in the "O Club" on West Campus, a former Army Air Base which housed mainly male students and provided some classroom space three miles west of the main campus.

The 1950's brought further development and expansion to the University. To the colleges and schools which had existed since the Florida State College days (Arts and Sciences, Education, Home Economics, and Music) were added Library Science, Social Welfare (later split into Social Work and Criminology), Business, Journalism (discontinued in 1959), and Nursing. A student in the Department of Chemistry was awarded the University's first Ph.D. in 1952. A new building was completed for the Developmental Research School, which in 1905 had evolved from the High School and the College Academy of earlier days as the Observation and Practice School, created to provide on-site opportunities for experience and research to students in Education. Tully Gymnasium, Strozier Library, and the Business Building were completed to enhance the education of the ever-increasing student population.

In the 1960's the University acquired the Shaw Poetry Collection, established the institutes of Molecular Biophysics and Space Biosciences, and constructed nine new buildings, including the Oglesby Union and the Fine Arts Building. During this period, the Panama Canal Branch was opened, and the Program in Medical Sciences was established. The first black student enrolled in 1962, and the first black Ph.D. candidates graduated in 1970. Programs in African American Studies and Women's Studies were established. Continuing the liberal arts tradition begun in the 1890's, the Liberal Studies Program required of all undergraduates was expanded and strengthened.

Before 1887 the institution's chief executive officer had the title Principal, but this was changed to President with the appointment of George Edgar in 1887. He was followed by Alvin Lewis in 1892, and Dr. A. A. Murphree in 1897. Dr. Murphree, who came to the Seminary in 1896, became president of Florida Female College in 1905. When he left to become president of the University of Florida in 1909, Dr. Edward Conradi became president of Florida State College for Women. In 1941, Dr. Doak S. Campbell became president. When Dr. Campbell retired as president of The Florida State University on June 30, 1957, Dr. Albert B. Martin served as acting president until September 1, 1957, when Dr. Robert Strozier became president. At Dr. Strozier's death in April of 1960, Dr. Milton W. Carothers became acting president to serve until Dr. Gordon Blackwell took over the duties of president on September 16, 1960.

On February 1, 1965, Dr. John E. Champion became acting president replacing Dr. Gordon Blackwell, who resigned. Dr. Champion was named president on June 22, 1965; he resigned February 17, 1969, and Dr. J. Stanley Marshall was appointed acting president on the same date. On June 6, 1969, the Board of Regents named Dr. Marshall President; he resigned August 31, 1976. Dr. Bernard Francis Sliger became Interim President on Dr. Marshall's resignation, and on February 7, 1977, the Board of Regents named Dr. Sliger President. At the Fall Meeting of the General Faculty on September 18, 1990, the Dean of the Faculties read a statement on Dr. Sliger's behalf announcing his resignation as president effective August 1, 1991. On March 11, 1991, Dr. Dale W. Lick was designated to succeed Dr. Sliger as president on August 1, 1991. After Dr. Lick's resignation on August 31, 1993, Dr. Sliger was again named Interim President. On November 29, 1993, H. Talbot "Sandy" D'Alemberte was designated president effective January 3, 1994. He was succeeded by President Thomas K. Wetherell on January 6, 2003.

In each succeeding decade, Florida State University has added to its academic organization and presently is comprised of sixteen independent schools and colleges. It has expanded from the original few acres and buildings to 665 buildings on 1,545.5 acres, including the downtown Tallahassee main campus of 451.6 acres, a farm which for many decades supplied the Florida State College for Women with food, the Seminole Reservation—a recreational facility, the Coastal and Marine Laboratory on the Gulf Coast, the FAMU/FSU College of Engineering facility, the National High Magnetic Field Laboratory and Division of Research at Innovation Park, and the branch campus in Panama City, Florida. One hundred fifty-six years after its founding, Florida State University started the 2007-2008 academic year with a student population of over 41,000 and recognition as a major graduate research institution with an established international reputation.

Source: Office of the Dean of the Faculties

Online Resource: The history of Florida State University can be accessed online at http://www.ir.fsu.edu/FSU_History.html





Accreditations



The Florida State University is accredited by the Commission on Colleges of the Southern Association of Colleges and Schools. The university was first accredited in 1915. Some departments and programs are accredited through discipline-specific accrediting agencies and governing bodies.

<u>School/College/Program</u>	<u>Degree Level</u>	<u>Accrediting Agency</u>
FLORIDA STATE UNIVERSITY	All	Southern Association of Colleges and Schools (SACS)
College of Arts & Sciences		
Chemistry	B	American Chemical Society (ACS)
Computer Science	B	Computing Accreditation Commission of Accreditation Board for Engineering and Technology, Inc. (ABET)
Psychology	M,D	American Psychological Association (APA); The Master's Program in Psychology with a Specialty in Applied Behavior Analysis is accredited by the Association for Behavior Analysis International.
College of Business	B,M,D	The College of Business is accredited by AACSB International, the Association to Advance Collegiate Schools of Business, for all its departments.
Business Administration	B,M,D	
Management	B,M	The Professional Golf Program is accredited separately by the Professional Golf Association (PGA).
Finance	B,M	
Marketing	B	
Risk Management/Insurance	B,M	
Hospitality Administration	B	Accounting is accredited separately by AACSB from the general college accreditation.
Multinational Business Operations	B	
Real Estate	B	Accounting is accredited separately by AACSB from the general college accreditation.
Management Information Systems	B,M	
Accounting	B,M	
College of Communication		
Communication	B	Public Relations Society of America (PRSA)
Communication Disorders	M	Council on Academic Accreditation in Audiology and Speech/Language Pathology (CAA)
College of Education		
FSU Professional Education Unit	B,M,S,D	National Council for Accreditation of Teacher Education (NCATE)
Combined Program in Counseling		
Psychology & School Psychology	D	American Psychological Association (APA)
Career Counseling & Mental Health Counseling	S	Council for Accreditation of Counseling & Related Educational Programs (CACREP)
Rehabilitation Counseling	M	Council on Rehabilitation Education (CORE)
Recreation & Leisure Services Admin.	B	National Recreation & Park Association/American Association for Physical Activity & Recreation (NRPA/AAPAR)
School Psychology	M,S	National Association of School Psychology
College of Engineering		
Civil Engineering	B	The College of Engineering is accredited by the Accreditation Board for Engineering and Technology, Inc. (ABET) for all programs.
Electrical Engineering	B	
Mechanical Engineering	B	
Industrial Engineering	B	
Computer Engineering	B	
Chemical Engineering	B	
College of Human Sciences		
Dietetics	B	American Association of Family & Consumer Science (AAFCS)
	B	American Dietetic Association/Commission on Accreditation for Dietetics Education (CADE)
Athletic Training/Sports Medicine	B	Commission on Accreditation of Athletic Training Education (CAATE)
Marriage & Family Therapy	D	Commission on Accreditation for Marriage & Family Therapy Education (COAMFTE)
College of Law	P	American Bar Association (ABA)



Accreditations



<u>School/College/Program</u>	<u>Degree Level</u>	<u>Accrediting Agency</u>
College of Medicine	P	Liaison Committee on Medical Education (LCME) of the Association of American Medical Colleges (AAMC), and the American Medical Association (AMA).
College of Information	M	American Library Association (ALA). National Council for Accreditation of Teacher Education (NCATE) for School Media Specialists.
College of Music		
Music	B,M,D	National Association of Schools of Music (NASM)
Music Therapy	B,M	American Music Therapy Association (AMTA)
Music Education	B,M,D	National Council for Accreditation of Teacher Education (NCATE) & National Association of Schools of Music (NASM)
College of Nursing	B,M	Commission on Collegiate Nursing Education (CCNE)
College of Social Sciences		
Public Administration	M	National Association of Schools of Public Affairs & Administration (NASPAA)
Urban & Regional Planning	M	American Institute of Certified Planners/Association of Collegiate Schools of Planning/Planning Accreditation Board (PAB)
College of Social Work	B,M	Council on Social Work Education (CSWE)
College of Visual Arts, Theatre and Dance		
Dance	B,M	National Association of Schools of Dance (NASD)
Interior Design	B,M	Council for Interior Design Accreditation (CIDA) and National Association of Schools of Art & Design (NASAD)
Studio Art	B,M	National Association of Schools of Art & Design (NASAD)
Art Education	B,M,D	National Association of Schools of Art & Design (NASAD), National Council for Accreditation of Teacher Education (NCATE), and American Art Therapy Association (AATA)
Art History	B,M,D	National Association of Schools of Art & Design (NASAD)
Theatre	B,M,D	National Association of Schools of Theatre (NAST)
KEY: A = Accredited, multiple programs involved M = Accredited Master's program D = Accredited Doctoral program B = Accredited Bachelor's program P = Accredited Professional program S = Accredited Specialist program		

Source: Office of the Vice President for Planning & Programs

Florida State University is comprised of sixteen active schools and colleges, plus Graduate Studies

<u>Current Name</u>	<u>Founded</u>	<u>Changes</u>	<u>Current Name</u>	<u>Founded</u>	<u>Changes</u>
College of Arts & Sciences	1905		School of Engineering Science	1963	1972*
College of Education	1905		College of Law	1966	
College of Human Sciences	1918		College of Criminology & Criminal Justice	1973	
College of Music	1921		College of Social Sciences	1973	
College of Information	1947		College of Communication	1973	
Graduate Studies	1947		College of Theatre	1973	2005**
College of Social Work	1949		College of Visual Arts, Theatre and Dance	1973	
College of Business	1950		FAMU/FSU College of Engineering	1981	
College of Nursing	1950		College of Motion Picture, Television		
School of Public Administration	1949	1959*	& Recording Arts	1988	
School of Journalism	1950	1959*	College of Medicine	2001	

* Discontinued in the year noted.

** Absorbed by the College of Visual Arts, Theatre and Dance in the year noted.

Source: Ten Year Fact Book, 1960-69; Budget and Analysis Department





Governing Boards - Florida State University's Board of Trustees



Florida State University's Board of Trustees

Jim Smith (Chair), of Tallahassee, has served as Co-Chair of the Florida Election Reform Task Force from 2000 to 2001; Secretary of State from 1987 to 1995; Chief of Staff in Office of the Governor in 1987; and State Attorney General from 1979 to 1987. He received an honorary Doctor of Humane Letters Degree from the Florida State University and an Honorary Doctor of Laws Degree from Stetson University. He has been active in the FSU alumni Association and Booster Club since 1962. Mr. Smith received his Bachelor of Science degree from FSU in 1962 and his Juris Doctorate from Stetson University in 1967.

Harold Knowles (Vice Chair), of Tallahassee, is the managing shareholder in Knowles, Marks & Randolph, the oldest African-American law firm in North Florida. He is admitted to practice before the Florida Supreme Court, the U.S. Eleventh Circuit Court of Appeals and the U.S. District Court for the Northern District of Florida. His numerous civic affiliations include serving on the Board of Directors of Capital City Bank, life membership in the NAACP, member of the Tallahassee-Leon County Civic Center Authority and the Northwest Florida Black Business Investment Corporation. Mr. Knowles received his bachelor's degree from FSU in 1970 and his law degree from the FSU College of Law in 1973.

Derrick Brooks, of Tampa, is a Pro Bowl Linebacker for the Tampa Bay Buccaneers. He was named the 2002 NFL Defensive Player of the Year and the 2002 NFL Alumni Linebacker of the Year. In 2000, Mr. Brooks was selected as the Walter Payton/NFL Man of the Year award for his commitment to the Bay Area community. Prior to joining the Buccaneers, Mr. Brooks was a four-time letterman, twice earning All-America honors for the Seminoles. Mr. Brooks earned his bachelor's degree from Florida State University in business communications in 1995 and returned to add his master's degree in 1999.

Emily Fleming Duda, of Oviedo, is an active member of the FSU Booster Club board, serving five years on the board's executive committee. She was awarded the Godfrey Smith Award for Outstanding Service to the board in 2000. Ms. Duda also served on the board of directors of the Florida Leadership Program for Agriculture and Natural Resources, which is administered through the University of Florida Institute for Food and Agricultural Sciences.

David Ford, of Birchrunville, Pennsylvania, is an Advisory Director of the Goldman Sachs Group and has been with them since 1970. He is currently on the Board of Overseers of the University of Pennsylvania's Wharton School and is Co-Chair of the Wharton Leadership Gifts Committee. Mr. Ford is also a member of the Board of The Academy of Natural Sciences in Philadelphia and the Philadelphia Orchestra. He received his undergraduate degree in mathematics as well as engineering science from FSU in 1968 and his MBA from the University of Pennsylvania's Wharton School in 1970.

Manny Garcia, of Winter Springs, is chief executive officer of Atlantic Coast Management, Inc., and chairman of the board for Culinary Concepts, Inc. Mr. Garcia was formerly a member of President Bush's Drug Advisory Council. He received the Ernst & Young Florida Entrepreneur of the Year Award in 1996, and the Florida Merchants' Association Florida Enterprise Award in 1997. Mr. Garcia currently serves as a director of the University of Central Florida Foundation. He received his bachelor's degree from Cornell University in 1965.

Wm. Andrew Haggard, of Coral Gables, has been senior partner for the Haggard Parks Haggard & Bologna, P.A. law firm since 1995. He has been a member of the Florida Bar in good standing since 1967. He is a Fellow and previous Chairman of the State Chair Committee of the prestigious International Academy of Trial Lawyers. He is a member and 1998 National Chairman of the Board of the FSU Seminole Boosters; Chairman of FSU College of Arts & Sciences Leadership Counsel and served on the 1993 FSU Presidential Search Committee. Mr. Haggard received his Bachelor's degree from Florida State University in 1964, and his law degree from Mercer University in 1967.

James Kinsey, Jr., of Fort Myers has been actively involved in southwest Florida real estate through his company Kinsey Associates Inc. for the past 25 years as a licensed real estate broker, mortgage broker and developer. Jim is the past chairman and current member of the city of Fort Myers Planning Board and was instrumental in the redevelopment of downtown Fort Myers. Recently, Jim was appointed by the Lee County Board of County Commission to the Executive Regulatory Oversight Committee for Lee County. Jim received his B.A. degree in economics from Tulane University in 1977 and a M.B.A. from Loyola University in New Orleans in 1980. Jim's father is a graduate of FSU and was a freshman member of the first football team in 1947.

Richard C. McFarlain, of Tallahassee, is the founding partner of McFarlain & Cassedy. His 38-year legal career has left him a high ranking among Florida's lawyers. He recently served as General Counsel to Florida State University before returning to his practice in February 2003. His legal career began when he served as Assistant Staff Counsel, then Chief Lawyer at the Florida Bar. Mr. McFarlain also served during the Watergate investigation as Special Counsel for the American Bar Association. He has served three years on the ABA's Ethics Committee. Among his numerous activities, Mr. McFarlain currently serves as chairman of the Judicial Qualifications Commission. He is a member of the Federal Judicial Nominating Commission and serves as outside Senior General Counsel to the Attorney General of the State of Florida.

Leslie Pantín, of Miami, is President of Pantín/Beber Silverstein Public Relations, one of Florida's largest public relations companies. Mr. Pantín, a 1970 graduate of the Florida State business school, has served on the boards of Florida State's Alumni Association, Foundation and Seminole Boosters. Mr. Pantín has a deep concern for higher education having served on the boards of Miami-Dade Community College from 1992-1994 and as the chairman of the board of Barry University from 2001-2006.

Jayne Standley, is President of the FSU Faculty Senate and is a Robert O. Lawton Distinguished Professor at Florida State University. She is also the Ella Scoble Opperman Professor of Music with a courtesy Professor appointment to the College of Medicine. Dr. Standley's research area is music therapy for developmental care of premature infants in the Neonatal Intensive Care Unit. Dr. Standley has received the Publication, Merit, and Lifetime Achievement Awards from the American Music Therapy Association. She holds 3 degrees from Florida State University.

Susie Busch-Transou, of Tallahassee, is co-owner of Tri-Eagle Sales, the locally owned and operated Anheuser-Busch distributor in and surrounding Tallahassee, Florida. She is Vice President of the company with a focus on community relations and development. Prior to her work with Anheuser-Busch, she held internships at DDB Needham Worldwide in Chicago and Fleishman-Hillard in Washington, D.C. Ms. Busch-Transou currently serves on the Board of the United Way of the Big Bend. She also serves on the Advisory Board of the FSU Career Center. Transou received her bachelor's degree in public policy from Duke University, and a master's degree in business from the J.L. Kellogg Graduate School of Management at Northwestern University in Evanston, Ill.

Joe O'Shea, of Clearwater, Florida State University's student body president, is the 13th member of the Board of Trustees.

Online Resource: The Florida State University Board of Trustee's website can be accessed online at <http://trustees.fsu.edu/>





Governing Boards - State University System



State Board of Education

The mission of the Board of Education is to create a seamless education system to govern Florida's K- 20 educational system. In accordance with the 1998 Constitutional Amendment, the Department of Education will become a Governor's agency. The 8-member Board, which consists of 7 appointed members (one currently vacant) plus the automatic inclusion of the Commissioner of Education, are:

Talmadge W. Fair (Chair)	Miami
Eric Smith (Commissioner of Education)	Tallahassee
Donna Calloway	Tallahassee
Akshay Desai	St. Petersburg
Roberto Martinez	Coral Gables
Phoebe Raulerson	Okeechobee
Kathleen Shanahan	Tampa
Linda Taylor	Fort Myers

Florida Board of Governors

The Board of Governors consists of 17 members, 14 of whom are appointed by the Governor (one currently vacant). In addition to the 14 members appointed by the Governor, the Board of Governors automatically includes the Commissioner of Education, the President of the Faculty Senate Association, and the Chair of the Florida Student Association. The statewide Board of Governors coordinates the State University System and supports the role of the 11 individual University Boards of Trustees.

The Board of Governors are:

Carolyn K. Roberts (Chair)	Ocala
Sheila McDevitt (Vice Chair)	Tampa
Eric Smith (Commissioner of Education)	Tallahassee
Arlen Chase (President of the Faculty Senate Association)	University of Central Florida
Ryan Moseley (Chair of the Florida Student Association)	University of Florida
John Dasburg	Key Biscayne
Ann W. Duncan	Tarpon Springs
Charles B. Edwards	Ft. Myers
J. Stanley Marshall	Tallahassee
Frank T. Martin	Tallahassee
Margaret "Lynn" Pappas	St. Augustine
Ava L. Parker	Jacksonville
Tico Perez	Orlando
Gus A. Stavros	Tampa
John W. Temple	Boca Raton
Zachariah P. Zachariah	Sea Ranch Lakes

Chancellor of Florida's Colleges and Universities

Dr. Mark Rosenberg, the provost of Florida International University, was appointed Chancellor of Colleges and Universities on October 26, 2005, by The Florida Board of Governors. Dr. Rosenberg is a graduate of Miami University of Ohio, where he was Phi Beta Kappa and Omicron Delta Kappa. He received his doctorate in political science and a graduate certificate in Latin American and Caribbean Studies from the University of Pittsburgh.

Online Resource: The Florida Department of Education website can be accessed online at <http://www.flboe.org/>





Historical Presidents and Current Officers of the University



Presidents of the University Since 1887*

George Edgar	1887 - 1892
Alvin Lewis	1892 - 1897
Albert A. Murphree	1897 - 1909
Edward Conradi	1909 - 1941
Doak S. Campbell	1941 - 1957
Albert B. Martin (Acting President)	1957
Robert M. Strozier	1957 - 1960
Milton W. Carothers (Acting President)	1960
Gordon W. Blackwell	1960 - 1965
John E. Champion (Acting President)	1965
John E. Champion	1965 - 1969
Stanley Marshall (Acting President)	1969
Stanley Marshall	1969 - 1976
Bernard F. Sliger (Interim President)	1976 - 1977
Bernard F. Sliger	1977 - 1991
Dale W. Lick	1991 - 1993
Talbot "Sandy" D'Alemberte	1994 - 2002
T.K. Wetherell	2003 -

* Prior to 1887, the school's executive officer was called the principal.

Source: Office of the President

Online Resource: The Office of the President's website can be accessed online at <http://president.fsu.edu/>

President Thomas Kent "T.K." Wetherell

Dr. Thomas Kent "T.K." Wetherell was appointed president of Florida State University by the Florida State University Board of Trustees on Dec. 18, 2002, and he took office on Jan. 6, 2003.

Wetherell earned a doctorate in education administration from FSU in 1974. He was president of Tallahassee Community College from 1995 to 2001. He served in the Florida House of Representatives from 1980 to 1992, the last two years as House Speaker. He was a lobbyist with the Southern Strategy Group before resigning to seek the FSU presidency.

Before entering politics, Wetherell held numerous positions in higher education, including vice president and provost at Daytona Beach Community College and assistant professor of education at Bethune-Cookman College.

After his legislative service, Wetherell was a visiting eminent scholar at FSU's Gus A. Stavros Center for the Advancement of Free Enterprise and Economic Education.

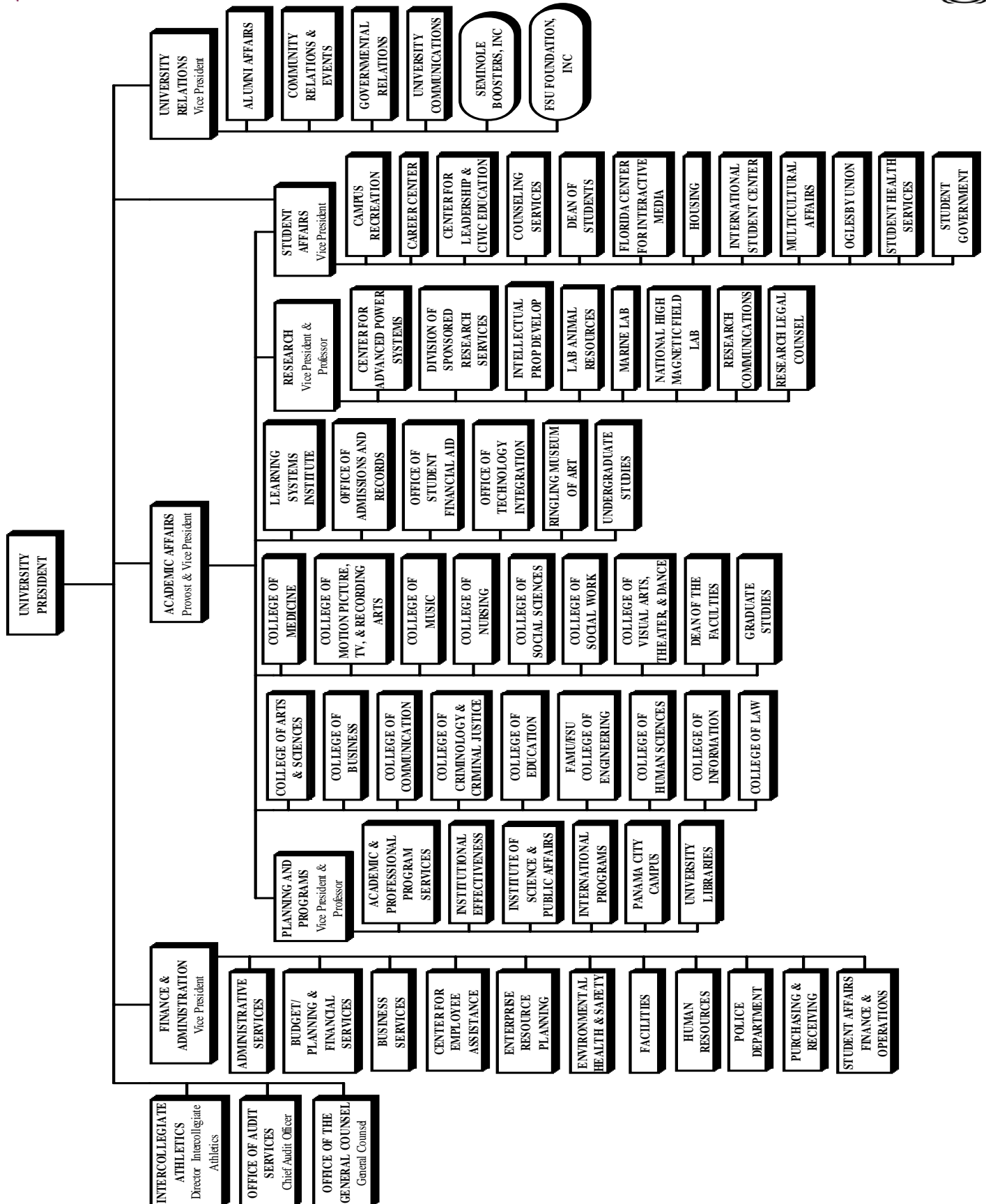
Current Officers of Florida State University

Provost and Executive Vice President - Academic Affairs	Lawrence G. Abele
Dean of the Faculties and Deputy Provost	Anne E. Rowe
Senior Vice President - Finance and Administration	John R. Carnaghi
Vice President for Research	Kirby W. Kemper
Vice President for Student Affairs	Mary B. Coburn
Vice President for University Relations	Lee F. Hinkle
Vice President for Academic Quality and External Programs	Robert Bradley

Online Resource: A directory of Florida State departments is available online at <http://www.fsu.edu/departments/>

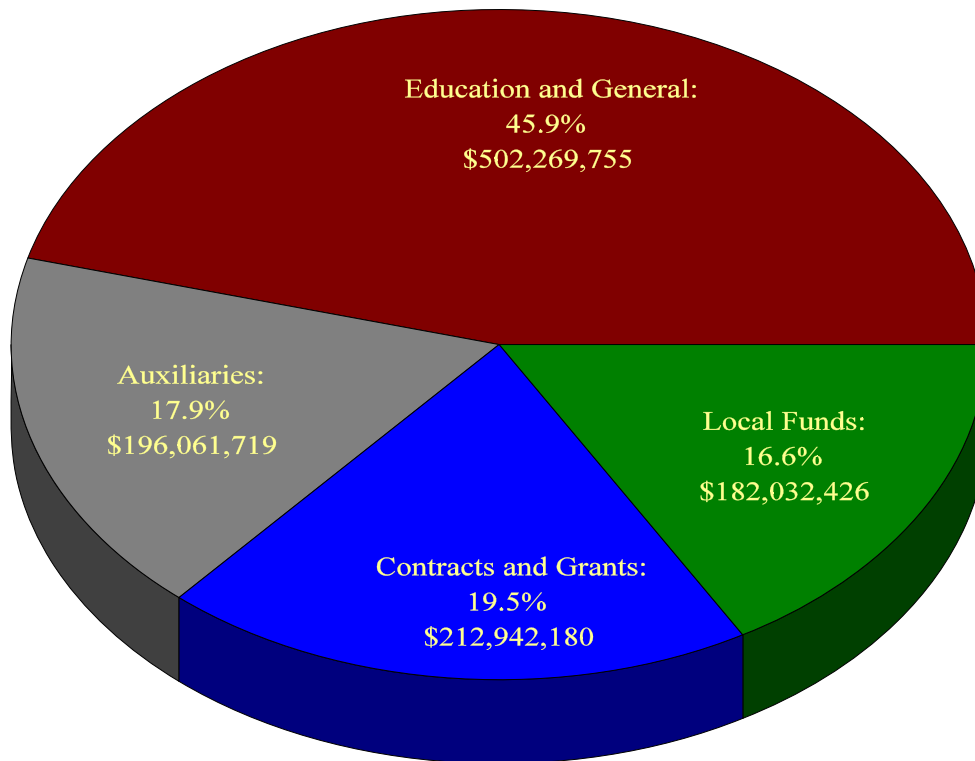


Organizational Structure





Operating Budget 2007-08



	<u>Budget</u>	<u>% of Total</u>
<u>Education and General</u>		
Non-Medical	\$452,562,786	
Medical	\$49,706,969	
Education and General Total	\$502,269,755	45.9%
<u>Auxiliary Enterprises</u>		
Working Capital	\$52,662,500	
Auxiliary Operations	\$124,031,513	
Debt Service	\$14,385,000	
Auxiliary Enterprises Total	\$191,079,013	17.5%
Auxiliary (Faculty Practice Plan)	\$4,982,706	0.5%
<u>Contracts and Grants</u>		
Sponsored Research	\$201,569,624	
Developmental Research School	\$11,372,556	
Contracts and Grants Total	\$212,942,180	19.5%
<u>Local Funds</u>		
Student Activities	\$16,005,791	
Athletics	\$42,760,011	
Concessions	\$452,804	
Financial Aid	\$122,813,820	
Local Funds Total	\$182,032,426	16.6%
TOTAL	\$1,093,306,080	100.0%

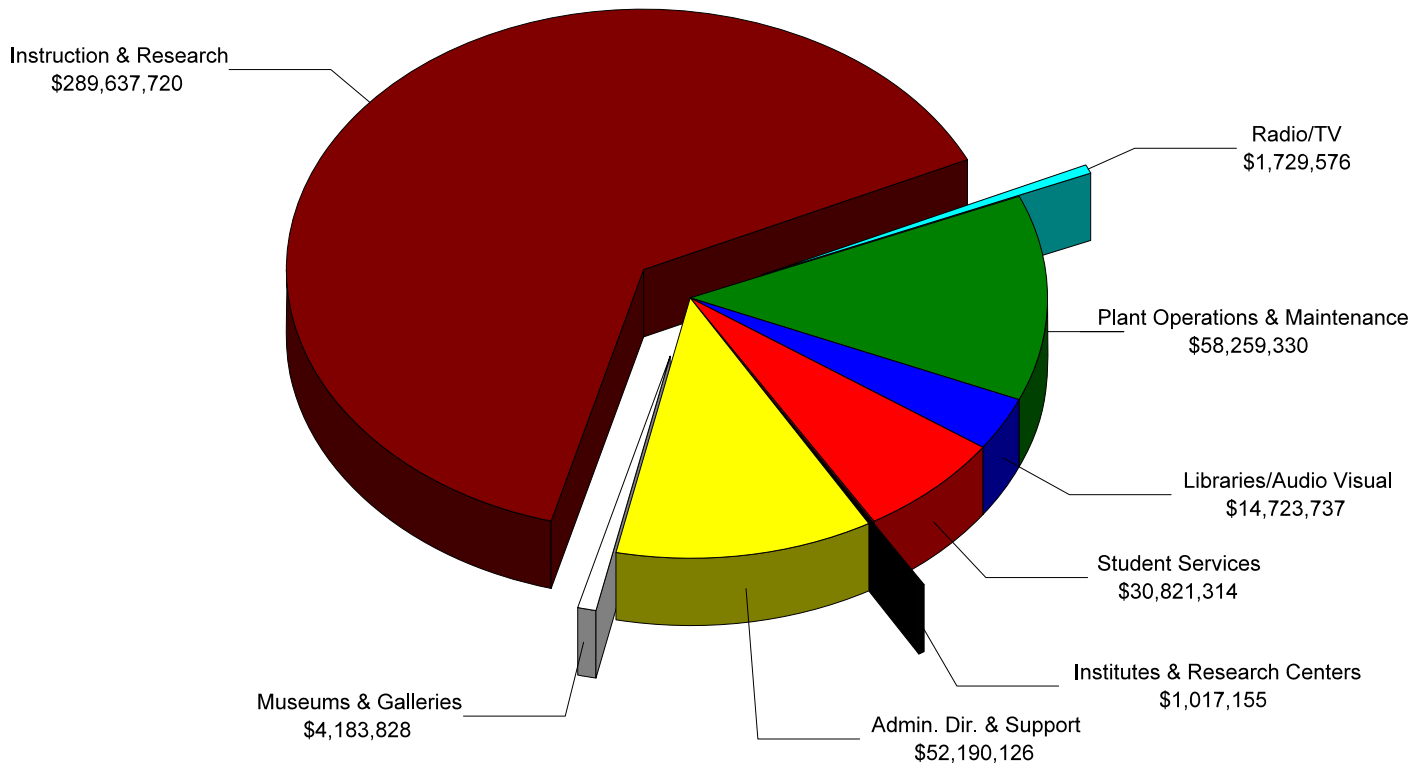
Source: FSU 2007-08 Operating Budget

Online Resource: The Budget Office's website can be accessed online at <http://www.budget.fsu.edu/>





Florida State University E&G Allocated Resources (Non-Medical)



Florida State University (Non-Medical)

	<u>Budget</u>	<u>Percentage</u>
Administrative Direction & Support Services	\$52,190,126	11.5%
Instruction and Research	\$289,637,720	64.0%
Libraries/Audio Visual	\$14,723,737	3.3%
Plant Operations and Maintenance	\$58,259,330	12.9%
Student Services	\$30,821,314	6.8%
Institutes & Research Centers	\$1,017,155	0.2%
Museums and Galleries	\$4,183,828	0.9%
Radio/TV	\$1,729,576	0.4%
Total	\$452,562,786	100.0%

Florida State University (Medical)

	<u>Budget</u>	<u>Percentage</u>
Instruction and Research	\$48,700,393	98.0%
Libraries/Audio Visual	\$1,006,576	2.0%
Total	\$49,706,969	100.0%

Source: Florida State University 2007-08 Beginning Operating Budget

Online Resource: The Budget Office's website can be accessed online at <http://www.budget.fsu.edu/>





Faculty Senate



The nature of faculty involvement in the governance system of the Florida State University is set forth in the Constitution of the university, which designates the Faculty Senate as the basic legislative body of the institution. This structure has been in place since May, 1931, when an amendment to the institution's constitution establishing the Senate was adopted by the general faculty and approved by the Board of Control of the state. A number of major amendments have been made since that time relating to elections, committees and other matters. Prior to 1974 the President of the university was the presiding officer of the Senate, but an amendment that year changed the procedure to stipulate that the Senate elect annually its own President from the elected Senators comprising the body.

The Faculty Senate is composed of at least one elected representative from each college and school and one representative each from the Librarians and the Developmental Research School. Except for the two latter representatives, only full-time instructors, assistant professors, associate professors, and professors are eligible for representation in and election to the Senate. Senators serve two-year terms which begin at the April meeting of the Senate, at which time the President of the Senate is elected. The Steering Committee is composed of seven members elected by the voting members of the Senate to staggered two-year terms; the President of the Senate serves as chair of the committee.

The Faculty Senate formulates measures for maintaining a comprehensive educational policy and for maximum use of the University's intellectual resources. It determines and defines University-wide policies on academic matters, including Liberal Studies policy, admission, grading standards, and requirements for the awarding of degrees. The Senate may also formulate opinions on any subject of interest to the University and adopt resolutions thereon.

Presidents of the Faculty Senate

Wayne C. Minnick	1973-74	Merrill B. Hintikka	1985-87
Fred L. Standley	1974-75	** James E. Pitts	1987-88
Wayne C. Minnick	1975-76	Leo Sandon	1988-90
James E. Pitts	1976-77	Alan Mabe	1990-92
Gregory R. Choppin	1977-78	Fred Leysieffer	1992-94
James E. Pitts	1978-79	Marilyn Young	1994-96
Clifford K. Madsen	1979-80	Marie Cowart	1996-98
Fred L. Standley	1980-81	Robley Light	1998-00
Katherine B. Hoffman	1981-82	Karen Laughlin	2000-02
H. Frederick Kreimer	1982-83	Valliere Richard Auzenne	2002-05
Steve Edwards	1983-85	James Cobbe	2005-07
*H. Frederick Kreimer	1984-85	Jayne Standley	2007-

2007-2008 Steering Committee

Jayne Standley, President	Music
Eric Walker, Vice-chair	Arts and Sciences
Jane Clendinning	Music
Susan Fiorito	Human Sciences
Penny Gilmer	Arts and Sciences
Sandra Lewis	Education
Clifford Madsen	Music
Dennis Moore	Arts and Sciences

* Elected Senate President for the remainder of Dr. Edwards' term when Edwards became the Dean of the Faculties.

** After the death of Dr. Hintikka on January 1, 1987, Dr. Pitts was authorized to fulfill functions of the President for the remainder of the term. Dr. Pitts was elected President for the 1987-88 term.

Online Resource: The Faculty Senate's website can be accessed online at <http://www.fsu.edu/~fasenate/>





External Sources for Research, Service, and Training Funds



2006-07 Awards

<u>Source</u>	<u>Amount</u>	<u>% of Total</u>
Federal Government		
Corporation for National & Community Services	\$761,919	
Environmental Protection Agency	\$107,635	
Federal Emergency Management Agency	\$39,572	
Health & Human Services	\$24,793,829	
National Aeronautics & Space Administration	\$2,418,678	
National Foundation on the Arts & Humanities	\$1,652,187	
National Science Foundation	\$43,981,212	
U.S. Department of Agriculture	\$4,914,105	
U.S. Department of Commerce	\$3,280,827	
U.S. Department of Defense	\$15,692,014	
U.S. Department of Education	\$29,636,621	
U.S. Department of Energy	\$6,071,962	
U.S. Department of Interior	\$753,136	
U.S. Department of Justice	\$744,193	
U.S. Department of Labor	\$20,000	
U.S. Department of State	\$265,259	
U.S. Department of Transportation	\$1,145,878	
U.S. Department of Homeland Security	\$49,200	
Total Federal Government	\$136,328,226	70.6%
State/Local Government	\$33,952,266	17.6%
Private and Other Sources	\$22,696,467	11.8%
TOTAL	\$192,976,959	100.0%

General Information on Research Activities (2006-07)

Number of Proposals Submitted to Prospective Funding Agencies	1,840
Number of New Contract or Grant Awards Received	833
Number of Extensions or Renewals, Continuations, Supplements of Existing Projects	338
Number of Projects Active During the Fiscal Year	1,844
Number of Applications for Copyrights Submitted	0
Number of Copyrights Granted	0
Number of Applications for U.S. Patents Submitted *	62
Number of U.S. Patents Granted *	17

* These numbers indicate U.S. patents only. There have been additional foreign patents applied for and granted.

Source: Annual Report on Contracts and Grants

Online Resource: The Division of Sponsored Research's website can be accessed online at <http://www.research.fsu.edu/contractsgrants/>





Brief History of the State of Florida and the City of Tallahassee

Thousands of years of Indian occupancy preceded the European discovery of the Florida peninsula. An estimated 100,000 native Americans were living here at the time of its discovery by Juan Ponce de Leon in early 1513. As Ponce de Leon's arrival coincided with the Spring Pascua Florida festivities in Spain, he named the new land "Florida," which meant "filled with flowers." La Florida was also explored by another Spanish adventurer – Hernando de Soto. It is believed that de Soto and his army of over 600 men spent the winter of 1539-40 in an abandoned Apalachee Indian village located in what is now the city of Tallahassee.

Prior to 1821, Florida had consisted of two Spanish colonies that were ceded to Great Britain in the settlement of the Seven Years' War (1756-1763). In 1821 President James Monroe appointed Andrew Jackson as territorial governor. One of the new governor's first acts was to organize the territory into two counties, Escambia and St. Johns, with the Suwannee River serving as the dividing line. (In 1822, two more counties were added – Duval in the east and Jackson in the west). The legislative council met at Pensacola, the capital of West Florida, in 1822, and at St. Augustine, the former capital of East Florida, in 1823. As these two chief settlements of the territory were separated by 400 miles of wilderness, it was desirable to select a central site as a capital. Two commissioners appointed by Governor William Pope Duval selected the then uninhabited area known as Tallahassee as the site for the permanent capital and the governor proclaimed it the capital on March 4, 1824. The territorial council met there for the first time in November of that year. Tallahassee had been the site of Indian settlements prior to and during the Colonial Era. Its name is a Creek Indian phrase generally believed to mean "old town" or "old fields." Florida was admitted to the union as the twenty-seventh state on March 3, 1845.

Population Statistics

Florida ranks 4th in population in the United States of America, Leon county ranks 20th in population in the state of Florida and Tallahassee is the 7th largest city in the state.

	<u>Tallahassee</u>	<u>Leon County</u>	<u>Florida</u>	<u>United States</u>
Population 2006 (estimate)	176,336	272,497	18,349,132	298,444,215
Population 2000 (actual)	150,624	239,452	15,982,824	281,421,906
Male	47.2%	47.7%	48.8%	49.1%
Female	52.8%	52.3%	51.2%	50.9%
Median Age	26.3	29.5	38.7	35.3
White (alone)	57.8%	64.1%	65.4%	69.1%
Black (alone or in combination)	34.9%	29.7%	15.5%	12.9%
Hispanic (of any race)	4.2%	3.5%	16.8%	12.5%
Renter-occupied housing units	56.2%	43.0%	29.9%	33.8%

Source: 2000 United States Census; Bureau of Economic and Business Research (BEBR) for 2006 estimates

Tallahassee/Leon County Weather Facts

The historical average temperature for Tallahassee is 67.4 degrees Fahrenheit; the average high is 79.2 degrees and the average low is 55.9. July is normally the hottest month with an average high temperature of 91.3 degrees. January is the coldest month with an average low of 39.8 degrees. Temperatures in Tallahassee for 2007 ranged from a maximum of 102 degrees on July 20th to a minimum of 18 degrees on February 17th. The average temperature for all of 2007 was 68.9 degrees.

Rainfall for 2007 was 44.5 inches, which is 18.7 inches below the yearly average of 63.2 inches. July is normally the wettest month with an average of 8.49 inches; October is the driest month with an average of 3.19 inches. The average snowfall is officially a trace. It does snow on occasion, the last measurable snowfall taking place on December 22, 1989. The record snowfall for Tallahassee is 2.8 inches in 1958.


The official record high temperature for Tallahassee is 104 degrees (recorded five times, last in 1933). The official record low is -2 degrees recorded in 1899.

For the latest National Weather Service forecast or marine forecast, call the Weatherline Forecast Service at 422-1212.

Source: National Weather Service Web Site for Tallahassee (<http://www.srh.noaa.gov/tlh/>)



Students



Priya Pal, a Florida State University student majoring in Biochemistry, Chemistry and Biomedical Mathematics, earned a Goldwater Scholarship for her undergraduate research.



Student Characteristics, Fall 2007



HIGHLIGHTS

- Enrollment was 41,065 with 76.7% undergraduates, 20.8% graduates, 2.5% unclassified
- 80.7 percent of all students were Floridians, and 93.7 percent were from the United States
- Seventeen Florida counties contributed over 500 students each (in descending order): Leon, Broward, Miami-Dade, Palm Beach, Hillsborough, Orange, Duval, Pinellas, Bay, Brevard, Seminole, Okaloosa, Polk, St. Johns, Sarasota, Lee and Volusia
- Students from all 50 states and the District of Columbia were in attendance
- Eighteen states contributed 100 or more students each (in descending order): Florida, Georgia, Virginia, New York, Texas, North Carolina, Pennsylvania, New Jersey, Maryland, Alabama, California, Illinois, Ohio, South Carolina, Tennessee, Massachusetts, Michigan, and Louisiana
- Twenty-one foreign countries contributed 25 or more students each (in descending order): China, Panama, Korea, India, Canada, Columbia, United Kingdom, Venezuela, Jamaica, Taiwan, Haiti, Cuba, Turkey, Brazil, Lebanon, Japan, Germany, Peru, Russia, Trinidad & Tobago, and Mexico
- Women accounted for 55.7 percent of the total enrollment
- Minorities made up 25.1 percent of the student enrollment who reported ethnicity; 43.0 percent of the minority enrollment was Black, 41.1 percent was Hispanic, 13.4 percent was Asian, and 2.5 percent was American Indian
- Foreign students comprise 3.1 percent of the total enrollment; 0.9 percent of all students did not report ethnicity
- Average age of all students was 23.1; of undergraduates, 21.1; of graduates, 29.7; of unclassified students, 28.7
- Students enrolled full-time represented 82.9 percent of those in attendance
- The middle 50 percent High School GPA for the Summer/Fall 2007 Freshman class was 3.3-3.9; middle 50 percent SAT scores were 1110-1260; and middle 50 percent ACT composite scores were 23-28
- There were 55 National Merit Scholars, 12 National Achievement Scholars, and 15 Hispanic Scholars enrolled as undergraduate students during the Fall 2007 term
- Standard tuition charges for one credit hour (main campus) for the fall 2007 semester:

	Florida Residents	Non-Florida Residents
Undergraduate	\$111.83	\$549.55
Graduate	\$254.68	\$886.08
Law	\$358.99	\$1,026.07
Medical (annual block fee)	\$17,881.98	\$52,433.17

Merit & Achievement Finalists

	National Merit Scholars			Achievement Scholars			Hispanic Scholars			Total		
	2005	2006	2007	2005	2006	2007	2005	2006	2007	2005	2006	2007
New Freshmen	11	15	14	5	2	0	19	2	3	35	19	17
Other Undergraduates	44	31	41	19	15	12	39	14	12	102	70	65
Total	55	46	55	24	17	12	58	16	15	137	89	82

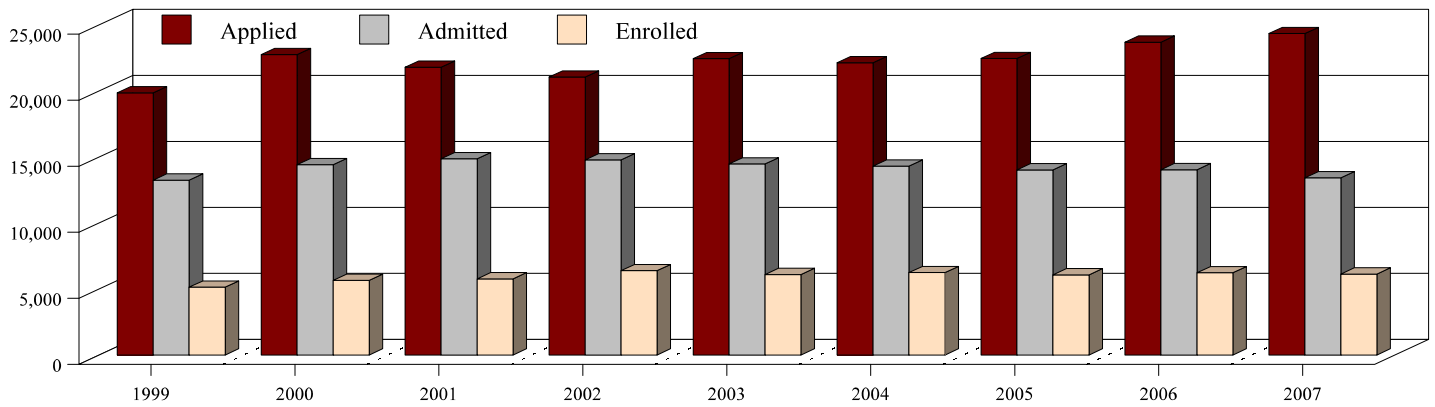
Source: Fall (Preliminary) Student Data Course File; Office of Institutional Research



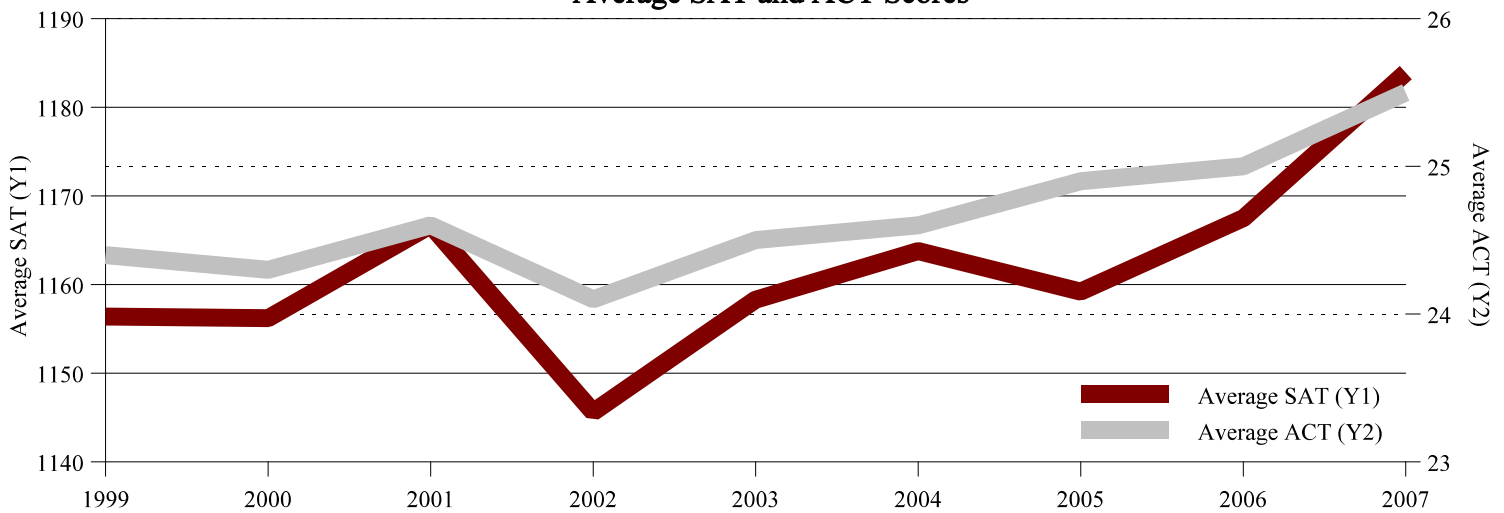
First Time in College (FTIC) Admission Statistics, 1999-2007



Unduplicated Applicants - Applied, Admitted and Enrolled



Average SAT and ACT Scores



Summer/ Fall	Unduplicated Applicants			Enrolled Students			
	Applied	Admitted	Enrolled	Number Taking SAT	Average SAT	Number Taking ACT	Average ACT
1999	19,847	13,243	5,131	3,374	1156.4	2,561	24.4
2000	22,741	14,410	5,655	3,481	1156.2	2,936	24.3
2001	21,792	14,856	5,766	3,626	1166.7	2,991	24.6
2002	21,046	14,777	6,387	3,940	1145.6	3,209	24.1
2003	22,438	14,465	6,096	3,661	1158.3	3,179	24.5
2004	22,127	14,307	6,240	3,904	1163.8	3,247	24.6
2005	22,450	14,016	6,067	4,029	1159.2	2,038	24.9
2006	23,687	14,027	6,222	3,696	1167.5	2,526	25.0
2007	24,343	13,415	6,133	3,385	1183.9	2,748	25.5

Note: Applied consists of unduplicated applications for the summer and fall terms. Enrolled students are FTICs attending in the fall semester or the previous summer who continue into the fall.





New Student Headcount



	2005-06				2006-07				2007-08			
	Summer	Fall	Spring	Year	Summer	Fall	Spring	Year	Summer	Fall	Spring	Year
FTIC's												
In-state	1,613	3,685	50	5,348	2,097	3,417	36	5,550	2,280	3,255	13	5,548
Foreign	47	100	6	153	76	95	4	175	59	93	2	154
Out-of-State	<u>67</u>	<u>590</u>	<u>8</u>	<u>665</u>	<u>88</u>	<u>495</u>	<u>7</u>	<u>590</u>	<u>112</u>	<u>387</u>	<u>3</u>	<u>502</u>
Total	1,727	4,375	64	6,166	2,261	4,007	47	6,315	2,451	3,735	18	6,204
TRANSFERS-JC w AA												
In-state	212	1,178	593	1,983	194	1,141	605	1,940	232	1,174	539	1,945
Foreign	3	69	36	108	6	47	33	86	15	40	30	85
Out-of-State	<u>4</u>	<u>9</u>	<u>6</u>	<u>19</u>	<u>3</u>	<u>12</u>	<u>4</u>	<u>19</u>	<u>2</u>	<u>5</u>	<u>5</u>	<u>12</u>
Total	219	1,256	635	2,110	203	1,200	642	2,045	249	1,219	574	2,042
TRANSFERS-JC w/o AA												
In-state	26	172	88	286	17	170	80	267	14	146	36	196
Foreign	1	4	4	9	1	7	6	14	2	6	0	8
Out-of-State	<u>1</u>	<u>2</u>	<u>4</u>	<u>7</u>	<u>0</u>	<u>2</u>	<u>2</u>	<u>4</u>	<u>0</u>	<u>0</u>	<u>2</u>	<u>2</u>
Total	28	178	96	302	18	179	88	285	16	152	38	206
TRANSFERS-from SUS												
In-state	45	183	71	299	36	182	105	323	41	189	15	245
Foreign	0	6	2	8	5	9	4	18	0	10	0	10
Out-of-State	<u>1</u>	<u>2</u>	<u>3</u>	<u>6</u>	<u>1</u>	<u>2</u>	<u>3</u>	<u>6</u>	<u>1</u>	<u>1</u>	<u>0</u>	<u>2</u>
Total	46	191	76	313	42	193	112	347	42	200	15	257
TRANSFERS-Others												
In-state	26	141	79	246	27	150	65	242	30	140	16	186
Foreign	2	15	6	23	1	15	9	25	3	9	1	13
Out-of-State	<u>9</u>	<u>69</u>	<u>19</u>	<u>97</u>	<u>4</u>	<u>72</u>	<u>25</u>	<u>101</u>	<u>4</u>	<u>88</u>	<u>6</u>	<u>98</u>
Total	37	225	104	366	32	237	99	368	37	237	23	297
TRANSFERS-Totals	330	1,850	911	3,091	295	1,809	941	3,045	344	1,808	650	2,802
UNDERGRAD. TOTAL	2,057	6,225	975	9,257	2,556	5,816	988	9,360	2,795	5,543	668	9,006
LAW												
In-state	2	216	2	220	2	200	3	205	0	184	11	195
Foreign	0	5	0	5	0	8	0	8	0	7	2	9
Out-of-State	<u>1</u>	<u>61</u>	<u>0</u>	<u>62</u>	<u>2</u>	<u>43</u>	<u>1</u>	<u>46</u>	<u>1</u>	<u>64</u>	<u>3</u>	<u>68</u>
Total	3	282	2	287	4	251	4	259	1	255	16	272
MEDICINE												
In-state	77	1	0	78	100	5	0	105	110	4	0	114
Foreign	0	0	0	0	0	0	0	0	0	0	0	0
Out-of-State	<u>0</u>	<u>0</u>	<u>0</u>	<u>0</u>	<u>0</u>	<u>0</u>	<u>0</u>	<u>0</u>	<u>0</u>	<u>0</u>	<u>0</u>	<u>0</u>
Total	77	1	0	78	100	5	0	105	110	4	0	114
GRADUATE (excluding Law and Medicine)												
In-state	263	958	336	1,557	278	1,034	451	1,763	283	1,040	437	1,760
Foreign	21	238	52	311	19	240	60	319	20	247	53	320
Out-of-State	<u>76</u>	<u>673</u>	<u>87</u>	<u>836</u>	<u>78</u>	<u>622</u>	<u>95</u>	<u>795</u>	<u>73</u>	<u>673</u>	<u>63</u>	<u>809</u>
Total	360	1,869	475	2,704	375	1,896	606	2,877	376	1,960	553	2,889
GRADUATE TOTAL	440	2,152	477	3,069	479	2,152	610	3,241	487	2,219	569	3,275
TOTAL ALL STUDENTS												
In-state	2,264	6,534	1,219	10,017	2,751	6,299	1,345	10,395	2,990	6,132	1,067	10,189
Foreign	74	437	106	617	108	421	116	645	99	412	88	599
Out-of-State	<u>159</u>	<u>1,406</u>	<u>127</u>	<u>1,692</u>	<u>176</u>	<u>1,248</u>	<u>137</u>	<u>1,561</u>	<u>193</u>	<u>1,218</u>	<u>82</u>	<u>1,493</u>
Total	2,497	8,377	1,452	12,326	3,035	7,968	1,598	12,601	3,282	7,762	1,237	12,281

Source: Preliminary Student Data Course Files, except summer (final). Spring 2008 is an estimate.



New Student Distribution



	2005-06				2006-07				2007-08			
	Summer	Fall	Spring	Total	Summer	Fall	Spring	Total	Summer	Fall	Spring	Total
FTIC's												
In-state	93.4%	84.2%	78.1%	86.7%	92.7%	85.2%	76.6%	87.9%	93.0%	87.1%	72.2%	89.4%
Foreign	2.7%	2.3%	9.4%	2.5%	3.4%	2.4%	8.5%	2.8%	2.4%	2.5%	11.1%	2.5%
Out-of-State	<u>3.9%</u>	<u>13.5%</u>	<u>12.5%</u>	<u>10.8%</u>	<u>3.9%</u>	<u>12.4%</u>	<u>14.9%</u>	<u>9.3%</u>	<u>4.6%</u>	<u>10.4%</u>	<u>16.7%</u>	<u>8.1%</u>
Total	100.0%	100.0%	100.0%	100.0%	100.0%	100.0%	100.0%	100.0%	100.0%	100.0%	100.0%	100.0%
TRANSFERS-JC w AA												
In-state	96.8%	93.8%	93.4%	94.0%	95.5%	95.1%	94.2%	94.9%	93.2%	96.3%	93.9%	95.2%
Foreign	1.4%	5.5%	5.7%	5.1%	3.0%	3.9%	5.1%	4.2%	6.0%	3.3%	5.2%	4.2%
Out-of-State	<u>1.8%</u>	<u>0.7%</u>	<u>0.9%</u>	<u>0.9%</u>	<u>1.5%</u>	<u>1.0%</u>	<u>0.6%</u>	<u>0.9%</u>	<u>0.8%</u>	<u>0.4%</u>	<u>0.9%</u>	<u>0.6%</u>
Total	100.0%	100.0%	100.0%	100.0%	100.0%	100.0%	100.0%	100.0%	100.0%	100.0%	100.0%	100.0%
TRANSFERS-JC w/o AA												
In-state	97.3%	94.7%	91.7%	94.7%	94.4%	95.0%	90.9%	93.7%	87.5%	96.1%	94.7%	95.1%
Foreign	2.7%	5.3%	4.2%	3.0%	5.6%	3.9%	6.8%	4.9%	12.5%	3.9%	0.0%	3.9%
Out-of-State	<u>0.0%</u>	<u>0.0%</u>	<u>4.2%</u>	<u>2.3%</u>	<u>0.0%</u>	<u>1.1%</u>	<u>2.3%</u>	<u>1.4%</u>	<u>0.0%</u>	<u>0.0%</u>	<u>5.3%</u>	<u>1.0%</u>
Total	100.0%	100.0%	100.0%	100.0%	100.0%	100.0%	100.0%	100.0%	100.0%	100.0%	100.0%	100.0%
TRANSFERS-from SUS												
In-state	97.8%	95.8%	93.4%	95.5%	85.7%	94.3%	93.8%	93.1%	97.6%	94.5%	100.0%	95.3%
Foreign	0.0%	3.1%	2.6%	2.6%	11.9%	4.7%	3.6%	5.2%	0.0%	5.0%	0.0%	3.9%
Out-of-State	<u>2.2%</u>	<u>1.1%</u>	<u>3.9%</u>	<u>1.9%</u>	<u>2.4%</u>	<u>1.0%</u>	<u>2.7%</u>	<u>1.7%</u>	<u>2.4%</u>	<u>0.5%</u>	<u>0.0%</u>	<u>0.8%</u>
Total	100.0%	100.0%	100.0%	100.0%	100.0%	100.0%	100.0%	100.0%	100.0%	100.0%	100.0%	100.0%
TRANSFERS-Others												
In-state	70.3%	62.6%	76.0%	67.2%	84.4%	63.3%	65.7%	65.8%	81.1%	59.1%	69.6%	62.6%
Foreign	5.4%	6.7%	5.8%	6.3%	3.1%	6.3%	9.1%	6.8%	8.1%	3.8%	4.3%	4.4%
Out-of-State	<u>24.3%</u>	<u>30.7%</u>	<u>18.3%</u>	<u>26.5%</u>	<u>12.5%</u>	<u>30.4%</u>	<u>25.3%</u>	<u>27.4%</u>	<u>10.8%</u>	<u>37.1%</u>	<u>26.1%</u>	<u>33.0%</u>
Total	100.0%	100.0%	100.0%	100.0%	100.0%	100.0%	100.0%	100.0%	100.0%	100.0%	100.0%	100.0%
LAW												
In-state	66.7%	76.6%	100.0%	76.7%	50.0%	79.7%	75.0%	79.2%	0.0%	72.2%	68.8%	71.7%
Foreign	0.0%	1.8%	0.0%	1.7%	0.0%	3.2%	0.0%	3.1%	0.0%	2.7%	12.5%	3.3%
Out-of-State	<u>33.3%</u>	<u>21.6%</u>	<u>0.0%</u>	<u>21.6%</u>	<u>50.0%</u>	<u>17.1%</u>	<u>25.0%</u>	<u>17.8%</u>	<u>100.0%</u>	<u>25.1%</u>	<u>18.7%</u>	<u>25.0%</u>
Total	100.0%	100.0%	100.0%	100.0%	100.0%	100.0%	100.0%	100.0%	100.0%	100.0%	100.0%	100.0%
MEDICINE												
In-state	100.0%	100.0%	0.0%	100.0%	100.0%	100.0%	0.0%	100.0%	100.0%	100.0%	0.0%	100.0%
Foreign	0.0%	0.0%	0.0%	0.0%	0.0%	0.0%	0.0%	0.0%	0.0%	0.0%	0.0%	0.0%
Out-of-State	<u>0.0%</u>	<u>0.0%</u>	<u>0.0%</u>	<u>0.0%</u>	<u>0.0%</u>	<u>0.0%</u>	<u>0.0%</u>	<u>0.0%</u>	<u>0.0%</u>	<u>0.0%</u>	<u>0.0%</u>	<u>0.0%</u>
Total	100.0%	100.0%	0.0%	100.0%	100.0%	100.0%	0.0%	100.0%	100.0%	100.0%	0.0%	100.0%
GRADUATE (excluding Law and Medicine)												
In-state	73.1%	51.3%	70.7%	57.6%	74.1%	54.5%	74.4%	61.3%	75.3%	53.1%	79.0%	60.9%
Foreign	5.8%	12.7%	10.9%	11.5%	5.1%	12.7%	9.9%	11.1%	5.3%	12.6%	9.6%	11.1%
Out-of-State	<u>21.1%</u>	<u>36.0%</u>	<u>18.3%</u>	<u>30.9%</u>	<u>20.8%</u>	<u>32.8%</u>	<u>15.7%</u>	<u>27.6%</u>	<u>19.4%</u>	<u>34.3%</u>	<u>11.4%</u>	<u>28.0%</u>
Total	100.0%	100.0%	100.0%	100.0%	100.0%	100.0%	100.0%	100.0%	100.0%	100.0%	100.0%	100.0%
TOTAL ALL STUDENTS												
In-state	90.7%	78.0%	84.0%	81.3%	90.6%	79.1%	84.2%	82.5%	91.1%	79.0%	86.3%	82.9%
Foreign	3.0%	5.2%	7.3%	5.0%	3.6%	5.3%	7.3%	5.1%	3.0%	5.3%	7.1%	4.9%
Out-of-State	<u>6.3%</u>	<u>16.8%</u>	<u>8.7%</u>	<u>13.7%</u>	<u>5.8%</u>	<u>15.7%</u>	<u>8.6%</u>	<u>12.4%</u>	<u>5.9%</u>	<u>15.7%</u>	<u>6.6%</u>	<u>12.2%</u>
Total	100.0%	100.0%	100.0%	100.0%	100.0%	100.0%	100.0%	100.0%	100.0%	100.0%	100.0%	100.0%

Source: Preliminary Student Data Course Files, except summer (final). Spring 2008 is an estimate.





Headcount Enrollment, Fall Semesters



	2003			2004			2005			2006			2007		
BY GENDER															
Male	16,304	43.7%		16,846	43.3%		17,216	43.4%		17,655	43.6%		18,195	44.3%	
Female	<u>21,024</u>	56.3%		<u>22,040</u>	56.7%		<u>22,436</u>	56.6%		<u>22,819</u>	56.4%		<u>22,870</u>	55.7%	
Total	37,328			38,886			39,652			40,474			41,065		
BY ETHNICITY															
White	26,634	72.2%		27,577	72.0%		28,081	72.0%		28,834	71.9%		29,216	71.7%	
Black	4,294	11.6%		4,491	11.7%		4,490	11.5%		4,484	11.2%		4,392	10.8%	
Hispanic	3,316	9.0%		3,620	9.5%		3,758	9.6%		3,979	9.9%		4,190	10.3%	
Asian	1,109	3.0%		1,131	3.0%		1,176	3.0%		1,292	3.2%		1,370	3.4%	
Native American	140	0.4%		147	0.4%		148	0.4%		230	0.6%		257	0.6%	
Non-Res. Alien	<u>1,406</u>	3.8%		<u>1,333</u>	3.5%		<u>1,349</u>	3.5%		<u>1,293</u>	3.2%		<u>1,286</u>	3.2%	
Subtotal	36,899			38,299			39,002			40,112			40,711		
Not Reported	<u>429</u>			<u>587</u>			<u>650</u>			<u>362</u>			<u>354</u>		
Total	37,328			38,886			39,652			40,474			41,065		
BY LEVEL															
Freshman	6,981	18.7%		7,198	18.5%		7,017	17.7%		7,241	17.9%		6,644	16.2%	
Sophomore	6,054	16.2%		5,957	15.3%		6,225	15.7%		5,934	14.7%		6,480	15.8%	
Junior	7,861	21.0%		8,288	21.3%		8,319	21.0%		8,671	21.4%		8,630	21.0%	
Senior	8,401	22.5%		8,572	22.1%		8,857	22.3%		9,212	22.7%		9,754	23.7%	
Graduate	6,851	18.4%		7,456	19.2%		7,926	20.0%		8,174	20.2%		8,529	20.8%	
Unclassified	<u>1,180</u>	3.2%		<u>1,415</u>	3.6%		<u>1,308</u>	3.3%		<u>1,242</u>	3.1%		<u>1,028</u>	2.5%	
Total	37,328			38,886			39,652			40,474			41,065		
BY STATUS															
Full-time	30,984	83.0%		31,903	82.0%		32,774	82.7%		33,391	82.5%		34,051	82.9%	
Part-time	<u>6,344</u>	17.0%		<u>6,983</u>	18.0%		<u>6,878</u>	17.3%		<u>7,083</u>	17.5%		<u>7,014</u>	17.1%	
Total	37,328			38,886			39,652			40,474			41,065		
BY CAMPUS															
Main*	33,582	89.9%		34,636	89.0%		35,338	89.1%		35,985	88.9%		36,556	89.0%	
Panama City	986	2.7%		1,167	3.0%		1,131	2.9%		1,073	2.7%		977	2.4%	
Leon County	1,243	3.3%		1,197	3.1%		1,180	3.0%		1,193	2.9%		1,160	2.8%	
Other, Florida	131	0.3%		159	0.4%		67	0.2%		31	0.1%		26	0.1%	
Florence	24	0.1%		17	0.1%		30	0.1%		30	0.1%		34	0.1%	
London	53	0.2%		72	0.2%		92	0.2%		101	0.2%		98	0.2%	
Panama	341	0.9%		326	0.8%		340	0.9%		317	0.8%		290	0.7%	
Other, Overseas	27	0.1%		46	0.1%		48	0.1%		53	0.1%		94	0.2%	
Distance Learning	<u>941</u>	2.5%		<u>1,266</u>	3.3%		<u>1,426</u>	3.6%		<u>1,691</u>	4.2%		<u>1,830</u>	4.5%	
Total	37,328			38,886			39,652			40,474			41,065		
BY AGE															
	UG	G	N	UG	G	N	UG	G	N	UG	G	N	UG	G	N
17 & below	52	0	27	67	0	31	57	0	20	59	0	27	50	0	18
18-19	9,958	1	179	10,055	1	170	10,065	1	230	10,197	1	198	10,237	0	169
20-22	14,528	516	257	15,149	561	249	15,593	625	267	15,972	559	259	16,367	654	233
23-25	2,711	2,070	176	2,737	2,291	222	2,858	2,444	215	2,966	2,631	202	3,060	2,750	151
26-30	985	1,888	151	957	2,031	194	928	2,128	178	979	2,269	167	985	2,431	132
31-35	463	1,000	97	435	1,135	119	377	1,188	91	344	1,169	114	296	1,137	91
36-40	222	491	87	231	489	103	195	562	101	235	592	76	227	636	64
41 & above	<u>378</u>	<u>885</u>	<u>206</u>	<u>384</u>	<u>948</u>	<u>327</u>	<u>345</u>	<u>978</u>	<u>206</u>	<u>306</u>	<u>953</u>	<u>199</u>	<u>286</u>	<u>921</u>	<u>170</u>
Total	29,297	6,851	1,180	30,015	7,456	1,415	30,418	7,926	1,308	31,058	8,174	1,242	31,508	8,529	1,028

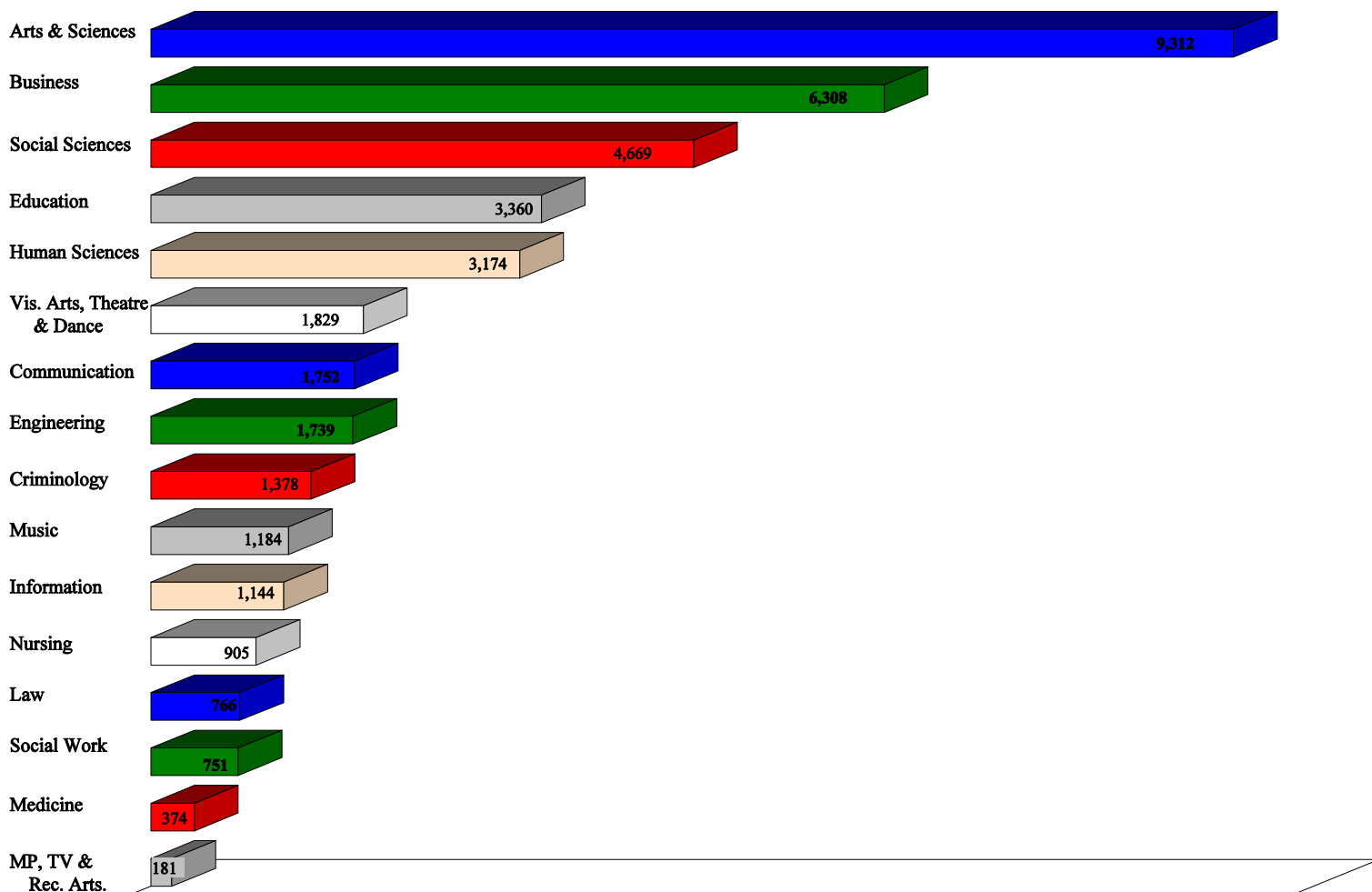
KEY: UG - Undergraduate Students; G - Graduate Students; N - Unclassified Students

*Main campus does not include students taking one or more classes off campus. 37,462 students took at least one course on Florida State University's main campus in fall 2007.

Source: Fall (Preliminary) Student Data Course Files



Headcount Enrollment, Fall Semesters



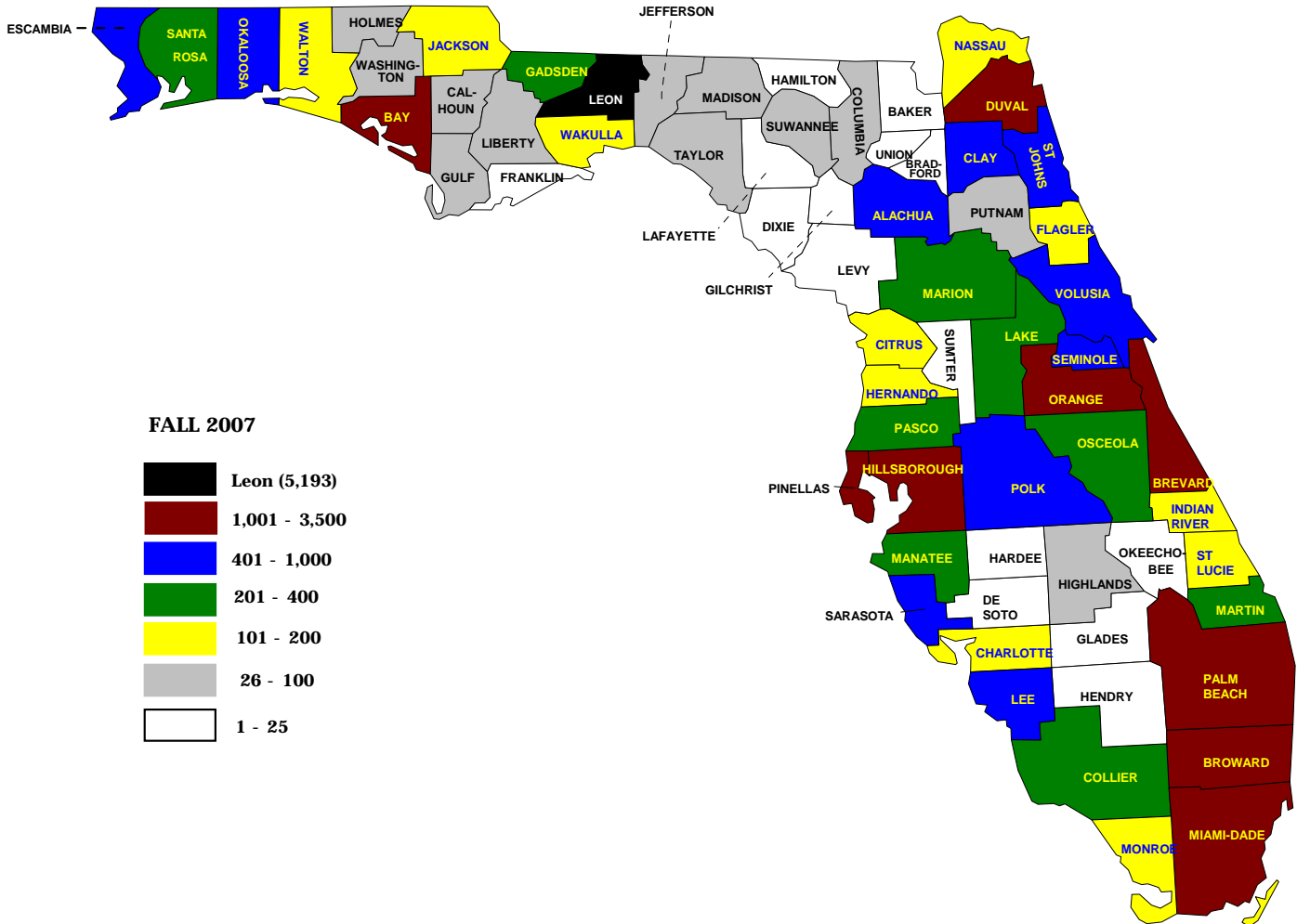
BY COLLEGE	2003		2004		2005		2006		2007	
Arts & Sciences	7,603	20.4%	7,925	20.4%	8,629	21.8%	9,113	22.5%	9,312	22.7%
Business	6,150	16.5%	6,302	16.2%	6,217	15.7%	6,086	15.0%	6,308	15.4%
Communication	1,850	4.9%	1,858	4.8%	1,786	4.5%	1,670	4.1%	1,752	4.3%
Criminology & Criminal Justice	1,478	3.9%	1,529	3.9%	1,420	3.6%	1,407	3.5%	1,378	3.4%
Education	2,870	7.7%	2,998	7.7%	3,261	8.2%	3,396	8.4%	3,360	8.2%
Engineering	1,622	4.3%	1,652	4.2%	1,701	4.3%	1,716	4.2%	1,739	4.2%
Human Sciences	2,460	6.6%	2,887	7.4%	3,125	7.9%	3,135	7.8%	3,174	7.7%
Information	1,153	3.1%	1,150	3.0%	1,077	2.7%	1,139	2.8%	1,144	2.8%
Law	735	2.0%	740	1.9%	764	1.9%	758	1.9%	766	1.9%
Medicine	115	0.3%	177	0.4%	229	0.6%	297	0.7%	374	0.9%
Motion Pic.,TV,& Rec.Arts	205	0.6%	221	0.6%	213	0.5%	178	0.4%	181	0.4%
Music	1,108	3.0%	1,152	3.0%	1,165	2.9%	1,153	2.9%	1,184	2.9%
Nursing	946	2.5%	1,027	2.6%	961	2.4%	918	2.3%	905	2.2%
Social Sciences	3,420	9.2%	3,612	9.3%	3,979	10.0%	4,385	10.8%	4,669	11.4%
Social Work	673	1.8%	727	1.9%	765	1.9%	792	2.0%	751	1.8%
Theatre	468	1.2%	502	1.3%						
Visual Arts, Theatre and Dance	1,147	3.1%	1,206	3.1%	1,712	4.3%	1,784	4.4%	1,829	4.4%
Special/Undecided	3,325	8.9%	3,221	8.3%	2,648	6.7%	2,547	6.3%	2,239	5.4%
Total	37,328	100.0%	38,886	100.0%	39,652	100.0%	40,474	100.0%	41,065	100.0%

Source: Fall (Preliminary) Student Data Course File





Geographical Origin of Students by Florida County, Fall Semesters



	2001	2002	2003	2004	2005	2006	2007
Alachua	357	391	399	465	411	431	413
Baker	27	22	21	28	21	20	21
Bay	1,089	1,086	1,125	1,195	1,208	1,195	1,133
Bradford	12	15	15	11	11	12	10
Brevard	753	757	775	812	862	935	1,016
Broward	2,402	2,621	2,703	2,959	3,080	3,195	3,326
Calhoun	48	51	64	71	57	58	48
Charlotte	131	119	128	138	143	145	138
Citrus	99	100	105	122	113	118	112
Clay	318	352	385	375	387	410	450
Collier	269	259	270	287	313	360	386
Columbia	82	85	73	64	63	61	57
Miami-Dade	2,277	2,435	2,505	2,564	2,462	2,368	2,436
DeSoto	11	8	8	9	6	7	10
Dixie	10	11	16	17	17	16	12
Duval	1,359	1,452	1,430	1,481	1,532	1,572	1,583
Escambia	523	577	552	519	488	485	495
Flagler	64	65	71	68	74	82	104
Franklin	35	38	28	28	25	24	23
Gadsden	245	245	242	264	236	245	241



Geographical Origin of Students by Florida County, Fall Semesters



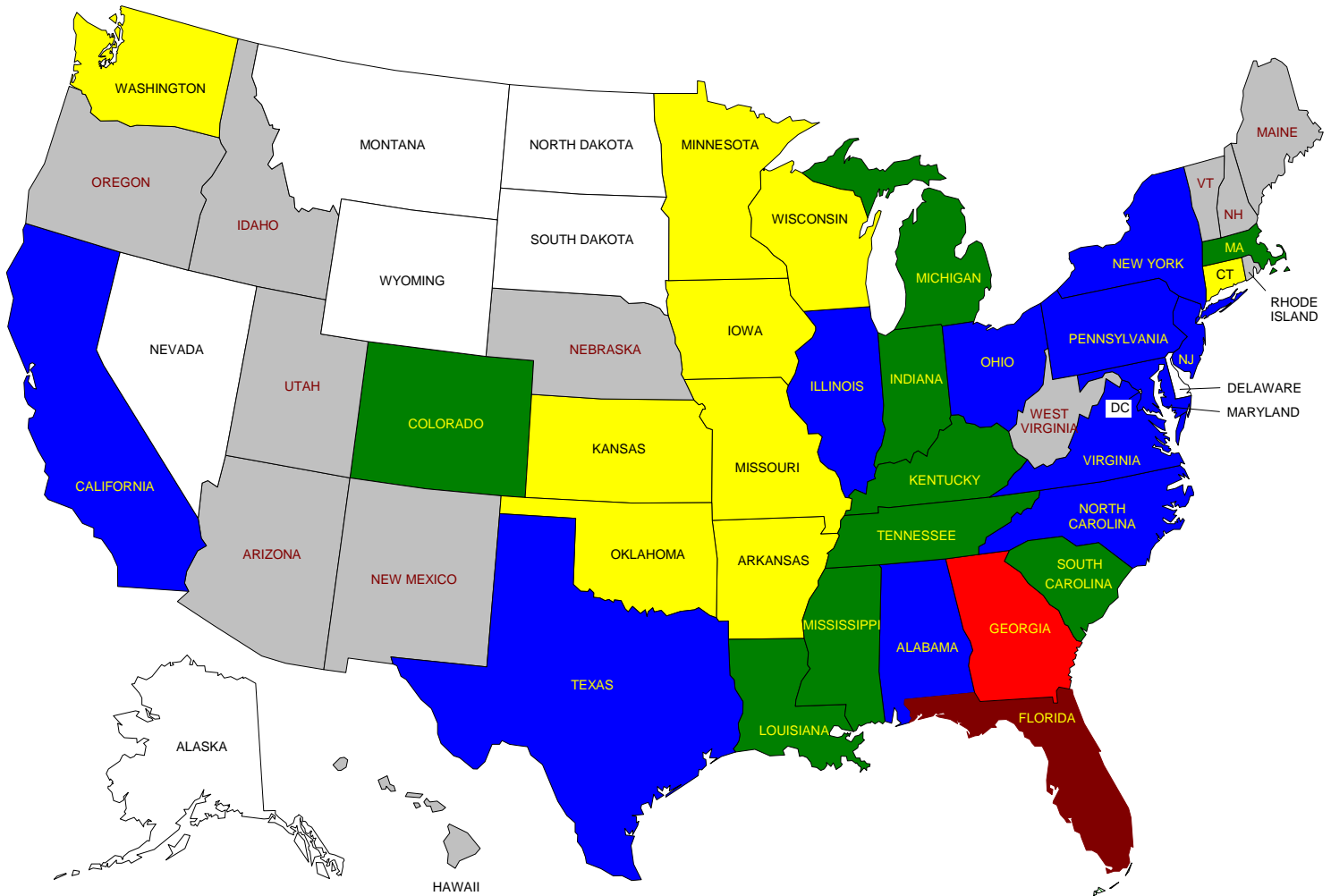
	<u>2001</u>	<u>2002</u>	<u>2003</u>	<u>2004</u>	<u>2005</u>	<u>2006</u>	<u>2007</u>
Gilchrist	9	10	7	7	6	10	14
Glades	2	1	2	3	3	2	2
Gulf	67	64	66	63	76	64	38
Hamilton	11	15	16	12	10	13	10
Hardee	31	33	31	22	21	19	16
Hendry	14	15	16	16	12	19	19
Hernando	123	111	111	108	98	112	122
Highlands	55	52	63	49	49	51	51
Hillsborough	1,371	1,414	1,461	1,591	1,716	1,903	2,003
Holmes	45	44	38	38	44	40	36
Indian River	151	169	171	161	196	184	177
Jackson	207	193	200	192	178	176	167
Jefferson	75	81	81	85	76	76	79
Lafayette	16	14	14	13	7	7	11
Lake	161	205	198	236	225	228	229
Lee	438	442	430	464	512	523	550
Leon	4,205	4,365	4,452	4,628	4,910	5,136	5,193
Levy	26	17	18	21	23	17	19
Liberty	31	36	35	41	30	40	33
Madison	54	55	55	55	82	76	66
Manatee	248	277	291	314	317	359	356
Marion	284	295	260	280	291	276	248
Martin	211	208	208	227	240	274	284
Monroe	133	139	111	118	123	112	111
Nassau	89	96	91	99	97	118	124
Okaloosa	537	588	589	636	667	658	637
Okeechobee	16	21	22	22	24	16	17
Orange	1,135	1,235	1,340	1,499	1,609	1,619	1,680
Osceola	143	170	166	160	159	170	202
Palm Beach	1,644	1,669	1,767	1,851	1,923	2,118	2,264
Pasco	230	255	263	312	352	377	393
Pinellas	1,227	1,256	1,295	1,371	1,475	1,520	1,582
Polk	511	539	560	585	570	582	614
Putnam	52	50	59	60	61	44	46
St. Johns	252	286	316	368	445	512	579
St. Lucie	158	156	169	170	161	160	157
Santa Rosa	241	302	335	348	347	348	376
Sarasota	444	491	525	548	578	570	566
Seminole	749	842	903	955	962	974	987
Sumter	24	24	23	27	23	20	25
Suwannee	64	67	64	64	53	54	57
Taylor	84	92	80	89	84	80	67
Union	6	3	5	4	4	4	3
Volusia	483	503	508	518	551	557	523
Wakulla	155	175	179	186	182	186	177
Walton	84	96	97	106	105	115	129
Washington	79	73	76	79	73	68	81
Counties Total	26,486	27,933	28,682	30,278	31,259	32,326	33,134
Non-Florida	<u>8,976</u>	<u>8,750</u>	<u>8,646</u>	<u>8,608</u>	<u>8,393</u>	<u>8,148</u>	<u>7,931</u>
Total	35,462	36,683	37,328	38,886	39,652	40,474	41,065

Source: Fall (Preliminary) Student Data Course File





Geographical Origin of Students by State, Fall Semesters



	<u>2001</u>	<u>2002</u>	<u>2003</u>	<u>2004</u>	<u>2005</u>	<u>2006</u>	<u>2007</u>
Alabama	260	241	226	216	182	171	197
Alaska	10	10	9	6	7	11	10
Arizona	39	32	39	38	32	31	30
Arkansas	52	51	60	56	41	40	44
California	277	203	205	209	193	186	194
Colorado	67	79	76	88	75	80	74
Connecticut	99	81	85	90	92	86	69
Delaware	23	19	15	15	16	13	12
District of Columbia	20	15	22	20	18	19	15
Florida	26,486	27,933	28,682	30,278	31,259	32,326	33,134
Georgia	948	997	992	962	965	935	882
Hawaii	24	24	27	30	24	23	19
Idaho	19	12	17	16	17	21	22
Illinois	248	244	228	209	194	178	179
Indiana	127	106	100	105	105	95	91
Iowa	51	35	32	32	30	32	40
Kansas	47	44	41	43	40	38	41



Geographical Origin of Students by State, Fall Semesters



	<u>2001</u>	<u>2002</u>	<u>2003</u>	<u>2004</u>	<u>2005</u>	<u>2006</u>	<u>2007</u>
Kentucky	89	74	88	93	97	83	82
Louisiana	135	120	127	131	119	114	111
Maine	38	33	27	24	23	20	18
Maryland	232	237	231	222	217	206	206
Massachusetts	142	130	125	134	121	134	144
Michigan	190	157	134	142	142	134	129
Minnesota	53	55	58	55	52	56	48
Mississippi	73	68	68	72	76	78	71
Missouri	98	102	105	110	85	72	62
Montana	9	9	9	13	14	12	9
Nebraska	20	19	24	19	29	27	23
Nevada	20	15	12	17	18	18	14
New Hampshire	34	30	28	29	26	28	22
New Jersey	242	222	226	226	206	209	212
New Mexico	31	25	27	38	26	25	25
New York	361	313	295	311	339	324	311
North Carolina	261	263	254	261	249	259	265
North Dakota	4	2	4	4	6	15	12
Ohio	187	184	179	186	183	172	176
Oklahoma	59	44	45	43	36	34	32
Oregon	35	16	15	20	23	26	27
Pennsylvania	316	283	282	270	278	264	246
Rhode Island	32	38	34	36	33	29	22
South Carolina	212	190	188	182	164	151	148
South Dakota	7	5	3	3	5	9	5
Tennessee	207	210	203	174	173	166	146
Texas	433	401	359	350	303	267	267
Utah	35	32	35	33	25	29	21
Vermont	14	12	14	15	15	22	20
Virginia	413	410	410	401	414	426	409
Washington	88	57	46	50	52	57	67
West Virginia	41	36	32	26	24	26	20
Wisconsin	69	77	74	73	72	69	59
Wyoming	<u>6</u>	<u>2</u>	<u>2</u>	<u>3</u>	<u>4</u>	<u>6</u>	<u>5</u>
States Total	32,983	33,997	34,619	36,179	36,939	37,852	38,487
Other U.S. Citizens (e.g. military born overseas)	103	102	114	108	90	95	88
U.S. Territories and Possessions							
Guam	1	3	5	4	5	1	0
Puerto Rico	52	50	41	35	28	8	17
U.S. Virgin Islands	<u>14</u>	<u>14</u>	<u>7</u>	<u>10</u>	<u>3</u>	<u>1</u>	<u>3</u>
Territories & Possessions Total	67	67	53	49	36	10	20
*Non-U.S.A.	<u>2,309</u>	<u>2,517</u>	<u>2,542</u>	<u>2,550</u>	<u>2,587</u>	<u>2,517</u>	<u>2,470</u>
Total	35,462	36,683	37,328	38,886	39,652	40,474	41,065

Source: Fall (Preliminary) Student Data Course File

*Non-U.S.A. residents include foreign students and resident aliens.





Geographical Origin of Students by Country, Fall 2007



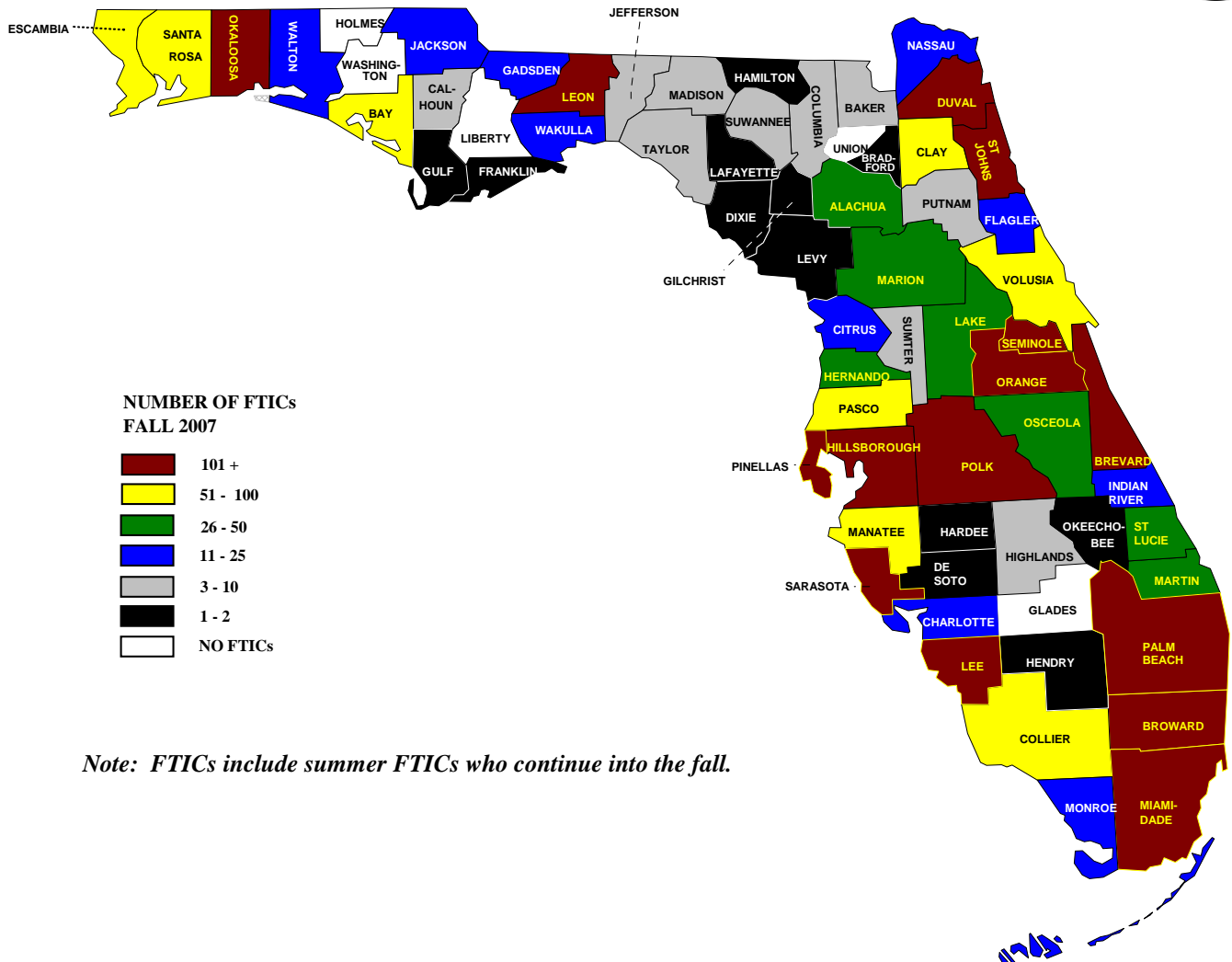
Country	Total	Country	Total	Country	Total
Afghanistan	1	Gambia	2	Poland	16
Albania	4	Ghana	6	Puerto Rico	17
American Samoa	1	Greece	3	Republic of Korea	218
Antigua & Barbuda	2	Grenada	1	Republic of Macedonia	1
Argentina	18	Guatemala	4	Romania	17
Aruba	1	Guyana	5	Russia	28
Australia	18	Haiti	54	Saint Kitts & Nevis	3
Austria	1	Heard/McDonald Islands	1	Saint Lucia	2
Azerbaijan	2	Honduras	9	Sao Tome & Principe	1
Bahamas	8	Hong Kong	3	Saudi Arabia	7
Bangladesh	8	Hungary	2	Senegal	2
Barbados	1	India	146	Serbia	4
Belarus	1	Indonesia	17	Singapore	9
Belgium	3	Iran	8	Slovakia	3
Belize	2	Ireland	4	Somalia	1
Bolivia	6	Israel	21	South Africa	16
Bosnia & Herzegovia	5	Italy	12	Spain	7
Botswana	3	Jamaica	69	Sri Lanka	4
Brazil	45	Japan	36	Suriname	1
British Virgin Islands	2	Jordan	5	Swaziland	1
Bulgaria	19	Kampuchea	3	Sweden	5
Burma	3	Kazakhstan	2	Switzerland	5
Cameroon	4	Kenya	10	Syria	1
Canada	132	Kuwait	4	Taiwan	64
Cayman Islands	1	Latvia	1	Tanzania	9
Chile	11	Lebanon	37	Thailand	8
China	301	Liberia	4	Togo	1
Colombia	117	Lithuania	2	Trinidad & Tobago	26
Congo, the Democratic Rep. of	1	Malaysia	8	Turkey	46
Costa Rica	12	Mali	6	Turks & Caicos Islands	2
Cote D'Ivoire	2	Mexico	25	Uganda	2
Croatia	3	Morocco	1	Ukraine	16
Cuba	49	Nepal	5	United Arab Emirates	1
Cyprus	1	Netherlands	13	United Kingdom	90
Czech Republic	5	Netherlands Antilles	13	United States	38,575
Denmark	1	New Zealand	2	Uruguay	1
Dominican Republic	12	Nicaragua	16	U.S. Virgin Islands	3
Ecuador	10	Niger	1	Uzbekistan	2
Egypt	3	Nigeria	22	Venezuela	70
El Salvador	6	Pakistan	20	Vietnam	21
Ethiopia	5	Panama	222	Zimbabwe	4
Federal Republic of Germany	31	Paraguay	2		
Finland	4	Peru	28		
France	16	Philippines	19	Total	41,065

Countries are those listed by students at the time of their enrollment. Actual names for the countries are taken from the internal file documentation and may not accurately reflect the current name or status of a particular nation. 2,490 students from 128 countries other than the United States were enrolled in Fall 2007. This number includes 1,286 Non-Resident Aliens.

Source: Fall (Preliminary) Student Data Course File



Geographical Origin of FTICs by Florida County, Fall 2007



Note: FTICs include summer FTICs who continue into the fall.

County	Number	County	Number	County	Number	County	Number
Alachua	36	Franklin	2	Leon	318	St. Johns	142
Baker	3	Gadsden	15	Levy	1	St. Lucie	27
Bay	64	Gilchrist	2	Liberty	0	Santa Rosa	78
Bradford	1	Glades	0	Madison	3	Sarasota	102
Brevard	210	Gulf	2	Manatee	57	Seminole	211
Broward	712	Hamilton	2	Marion	35	Sumter	9
Calhoun	5	Hardee	1	Martin	50	Suwannee	4
Charlotte	21	Hendry	2	Monroe	19	Taylor	3
Citrus	17	Hernando	35	Nassau	20	Union	0
Clay	84	Highlands	4	Okaloosa	113	Volusia	71
Collier	83	Hillsborough	446	Okeechobee	1	Wakulla	11
Columbia	6	Holmes	0	Orange	325	Walton	15
Miami-Dade	543	Indian River	23	Osceola	46	Washington	0
DeSoto	1	Jackson	12	Palm Beach	523	Non-Florida	678
Dixie	1	Jefferson	3	Pasco	84	Total	6,205
Duval	282	Lafayette	1	Pinellas	278		
Escambia	88	Lake	41	Polk	102		
Flagler	20	Lee	105	Putnam	6		

Source: Fall (Preliminary) & Summer Student Data Course Files

Online Resource: FTIC enrollment reports can be accessed online at <http://www.ir.fsu.edu/student/headcount.htm>





First Time in College (FTIC) Students by High School and State, Fall 2007



Florida High Schools Contributing 33 or More FTICs

<u>High School</u>	<u>City</u>	<u>Number</u>
Lawton Chiles	Tallahassee	104
Marjory S. Douglas	Parkland	82
Miami Palmetto	Miami	80
Bartram Trail	Jacksonville	69
H. B. Plant	Tampa	68
St. Thomas Aquinas	Ft. Lauderdale	67
Lincoln	Tallahassee	59
Winter Park	Winter Park	56
Cardinal Gibbons	Ft. Lauderdale	52
Leon	Tallahassee	52
Fort Myers	Ft. Myers	51
Spanish River	Boca Raton	49
Oviedo	Oviedo	49
Lake Brantley	Altamonte Springs	48
Stanton College Prep	Jacksonville	46
Jupiter Community Sr.	Jupiter	46
Miami Killian	Miami	46
Bishop Kenny	Jacksonville	44
Wellington	Wellington	44
Allen D. Nease	St. Augustine	43
Coral Reef	Miami	43
Cypress Bay	Weston	43
Fleming Island	Orange Park	41
Palm Harbor	Palm Harbor	40
Cooper City	Cooper City	39
Gulf Breeze	Gulf Breeze	39
Dr. Michael M. Krop	Miami	37
Walter Sickles	Tampa	37
Mandarin	Jacksonville	36
Timber Creek	Orlando	36
Satellite	Satellite Beach	35
Nova	Davie	35
Newsome	Lithia	34
Niceville	Niceville	34
St. Petersburg Sr.	St. Petersburg	34
Olympia	Orlando	34
Boca Raton	Boca Raton	33
J. P. Taravella	Coral Springs	33
Paxon School/Advanced Studies	Jacksonville	33
Winter Springs	Winter Springs	33
40 Florida High Schools Contributing 33 or More FTICs		1,884
466 Florida High Schools Contributing 32 or Less FTICs		3,677
Florida High Schools not listed on DCU Database		31
Home Schooled		16
Non-Florida High School		597
Total		6,205

FTIC Students by State

<u>State</u>	<u>Number</u>
Alabama	21
Arizona	2
California	10
Colorado	9
Connecticut	8
Delaware	1
District of Columbia	1
Florida	5,527
Georgia	106
Hawaii	3
Idaho	1
Illinois	22
Indiana	5
Iowa	3
Kansas	4
Kentucky	5
Louisiana	5
Maine	1
Maryland	23
Massachusetts	11
Michigan	8
Minnesota	4
Mississippi	1
Missouri	9
New Hampshire	5
New Jersey	37
New Mexico	4
New York	35
North Carolina	20
Ohio	11
Oklahoma	2
Oregon	1
Pennsylvania	29
South Carolina	11
Tennessee	11
Texas	19
Vermont	1
Virginia	50
Washington	3
West Virginia	2
Wisconsin	1
Non-USA	173
Total	6,205

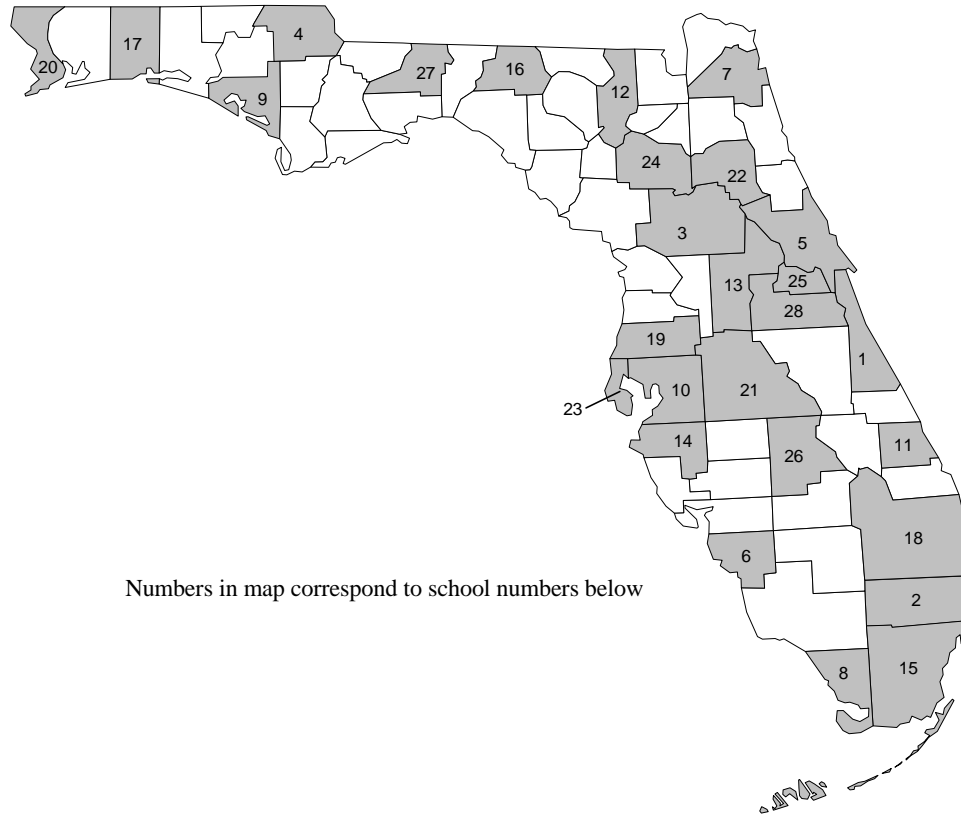
Note: FTICs include summer FTICs who continue into the fall.

Source: Fall (Preliminary) & Summer Student Data Course Files

Online Resource: FTIC enrollment reports can be accessed online at <http://www.ir.fsu.edu/student/headcount.htm>



Florida Community/Junior College Transfers to FSU, Fall Semesters



Numbers in map correspond to school numbers below

	<u>County</u>	<u>Community/Junior College</u>	<u>2002</u>	<u>2003</u>	<u>2004</u>	<u>2005</u>	<u>2006</u>	<u>2007</u>
1.	Brevard	Brevard Community College	42	40	30	37	37	36
2.	Broward	Broward Community College	37	37	28	28	36	45
3.	Marion	Central Florida Community College	20	10	9	22	17	13
4.	Jackson	Chipola Junior College	61	81	64	71	66	56
5.	Volusia	Daytona Beach Community College	30	27	23	13	22	24
6.	Lee	Edison Community College	19	14	10	13	21	24
7.	Duval	Florida Community College at Jacksonville	68	68	44	38	44	58
8.	Monroe	Florida Keys Community College	5	2	1	0	0	5
9.	Bay	Gulf Coast Community College	164	206	166	188	193	193
10.	Hillsborough	Hillsborough Community College	21	19	16	11	22	15
11.	St. Lucie	Indian River Community College	28	26	21	16	24	30
12.	Columbia	Lake City Community College	8	9	9	7	7	9
13.	Lake	Lake-Sumter Community College	8	9	9	8	4	9
14.	Manatee	Manatee Community College	26	18	14	17	23	25
15.	Miami-Dade	Miami-Dade Community College	64	58	47	55	42	56
16.	Madison	North Florida Community College	30	18	15	7	13	18
17.	Okaloosa	Okaloosa-Walton Community College	63	60	50	53	52	48
18.	Palm Beach	Palm Beach Community College	35	38	24	37	51	52
19.	Pasco	Pasco-Hernando Community College	6	7	6	11	11	6
20.	Escambia	Pensacola Junior College	52	42	35	34	37	33
21.	Polk	Polk County Community College	18	13	11	8	11	13
22.	Putnam	St. Johns River Community College	20	13	12	13	13	16
23.	Pinellas	St. Petersburg Junior College	61	57	37	31	40	34
24.	Alachua	Santa Fe Community College	39	25	20	43	31	28
25.	Seminole	Seminole Community College	15	15	12	13	17	13
26.	Highlands	South Florida Community College	9	10	8	4	10	10
27.	Leon	Tallahassee Community College	738	685	557	708	803	834
28.	Orange	Valencia Community College	61	59	48	48	56	50
	TOTAL		1,748	1,666	1,326	1,534	1,703	1,753

Source: Fall (Preliminary) & Summer Student Data Course Files
 Note: Transfers include summer transfers who continue into the fall.





Retention & Graduation Rates for Full-Time FTICs



Year		1997	1998	1999	2000	2001	2002	2003	2004	2005	2006
1st	Number Enrolled	4,491	5,109	5,118	5,617	5,732	6,332	6,100	6,224	6,108	6,211
	Total Graduated	0	0	0	0	0	0	0	0	1	0
	Percent Graduated	0.0%	0.0%	0.0%	0.0%	0.0%	0.0%	0.0%	0.0%	0.0%	0.0%
	Number Retained	4,491	5,109	5,118	5,617	5,732	6,332	6,100	6,224	6,108	6,211
	Percent Retained	100.0%	100.0%	100.0%	100.0%	100.0%	100.0%	100.0%	100.0%	100.0%	100.0%
2nd	Number Re-Enrolled	3,796	4,332	4,348	4,818	4,955	5,488	5,370	5,538	5,382	
	Total Graduated	0	1	9	5	8	11	11	13	9	
	Percent Graduated	0.0%	0.0%	0.2%	0.1%	0.1%	0.2%	0.2%	0.2%	0.2%	
	Number Retained	3,796	4,332	4,348	4,818	4,955	5,488	5,370	5,538	5,383	
	Percent Retained	84.5%	84.8%	85.0%	85.8%	86.4%	86.7%	88.0%	89.0%	88.1%	
3rd	Number Re-Enrolled	3,315	3,820	3,846	4,267	4,409	4,865	4,827	5,022		
	Total Graduated	138	165	206	228	251	289	214	214		
	Percent Graduated	3.1%	3.3%	4.2%	4.2%	4.5%	4.7%	3.7%	3.7%		
	Number Retained	3,315	3,821	3,855	4,272	4,417	4,876	4,838	5,035		
	Percent Retained	73.8%	74.8%	75.3%	76.1%	77.1%	77.0%	79.3%	80.9%		
4th	Number Re-Enrolled	2,998	3,460	3,468	3,830	3,963	4,378	4,419			
	Total Graduated	1,684	1,977	2,029	2,248	2,433	2,627	2,622			
	Percent Graduated	40.6%	42.0%	43.9%	44.2%	47.1%	46.2%	46.7%			
	Number Retained	3,136	3,626	3,683	4,063	4,222	4,678	4,644			
	Percent Retained	69.8%	71.0%	72.0%	72.3%	73.7%	73.9%	76.1%			
5th	Number Re-Enrolled	1,223	1,378	1,322	1,502	1,423	1,636				
	Total Graduated	806	987	959	1,128	1,029	1,168				
	Percent Graduated	58.5%	61.3%	62.6%	64.3%	65.1%	64.7%				
	Number Retained	3,045	3,521	3,566	3,983	4,125	4,563				
	Percent Retained	67.8%	68.9%	69.7%	70.9%	72.0%	72.1%				
6th	Number Re-Enrolled	324	327	299	326	308					
	Total Graduated	195	189	169	186	172					
	Percent Graduated	62.9%	65.0%	65.9%	67.6%	68.1%					
	Number Retained	2,952	3,457	3,502	3,935	4,039					
	Percent Retained	65.7%	67.7%	68.4%	70.1%	70.5%					
7th	Number Re-Enrolled	119	111	118	117						
	Total Graduated	59	58	56	60						
	Percent Graduated	64.2%	66.1%	67.0%	68.6%						
	Number Retained	2,942	3,431	3,490	3,912						
	Percent Retained	65.5%	67.2%	68.2%	69.7%						
8th	Number Re-Enrolled	57	50	72							
	Total Graduated	26	18	33							
	Percent Graduated	64.8%	66.5%	67.6%							
	Number Retained	2,939	3,428	3,500							
	Percent Retained	65.4%	67.1%	68.4%							
9th	Number Re-Enrolled	33	35								
	Total Graduated	13	17								
	Percent Graduated	65.1%	66.8%								
	Number Retained	2,942	3,431								
	Percent Retained	65.5%	67.2%								

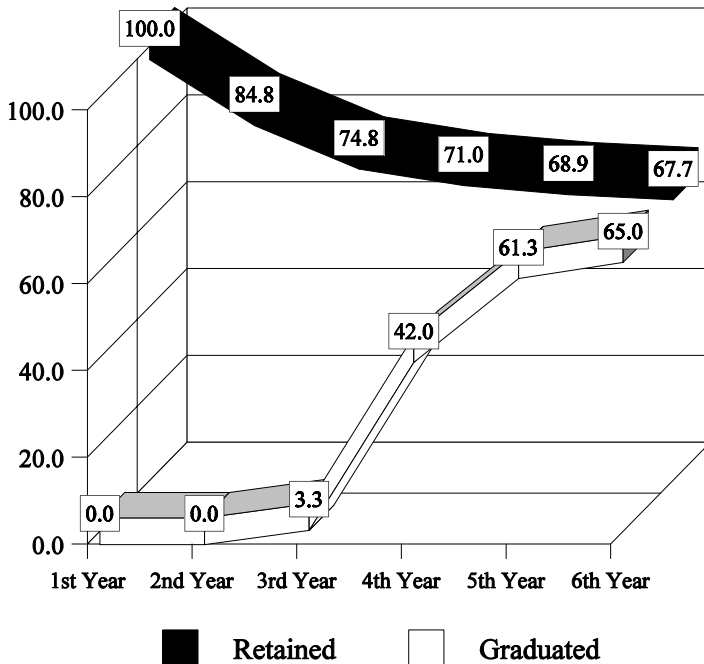
Note: The fall cohort consists of full-time, FTIC students from the fall semester and the previous summer who continue into the fall. Students are followed through the end of summer so that each year begins with fall and ends with summer semester. The number re-enrolled is the number of students from the original fall cohort that were enrolled in the fall, spring or summer semester of the year indicated. The percent graduated is cumulative. Retention includes the number who re-enrolled plus the graduates of previous years.



Retention & Graduation Rates for Full-Time FTICs

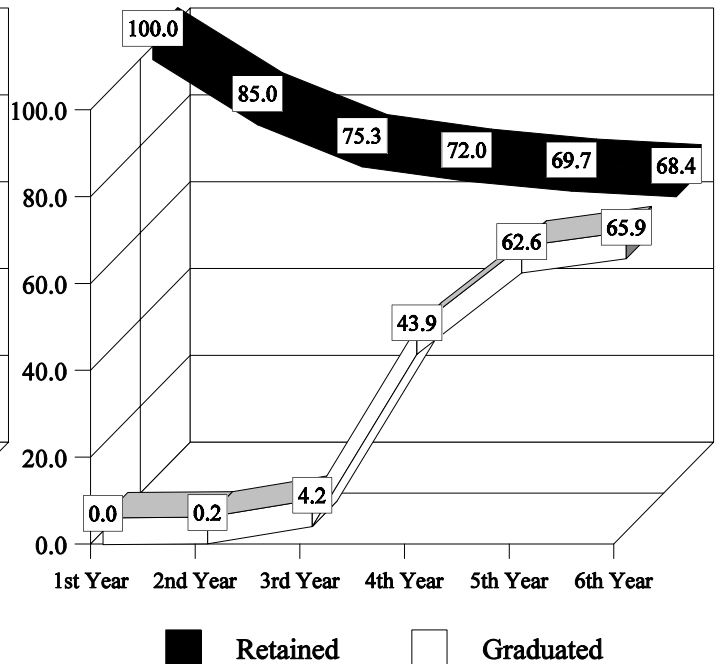
1998 Summer/Fall Cohort

Percent Retained vs. Percent Graduated



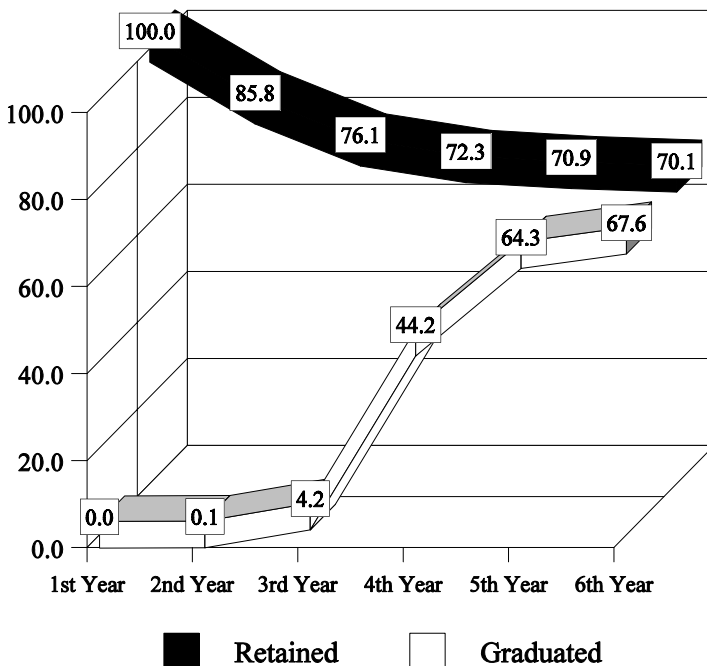
1999 Summer/Fall Cohort

Percent Retained vs. Percent Graduated



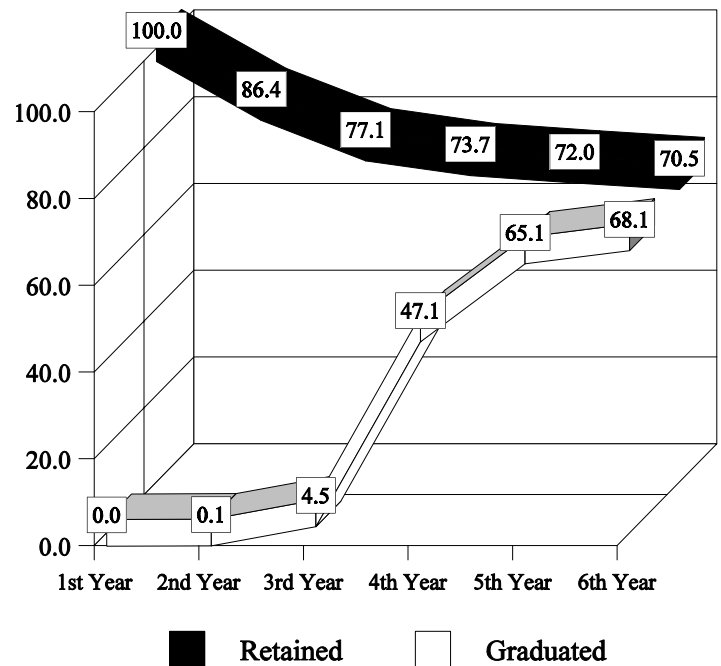
2000 Summer/Fall Cohort

Percent Retained vs. Percent Graduated



2001 Summer/Fall Cohort

Percent Retained vs. Percent Graduated



Note: The fall cohort consists of full-time, FTIC students from the fall semester and the previous summer who continue into the fall.





Retention & Graduation Rates for Full-Time Transfers



<u>Year</u>		<u>1997</u>	<u>1998</u>	<u>1999</u>	<u>2000</u>	<u>2001</u>	<u>2002</u>	<u>2003</u>	<u>2004</u>	<u>2005</u>	<u>2006</u>
1st	Number Enrolled	1,058	1,026	1,060	908	1,003	1,046	1,004	1,115	1,168	1,089
	Total Graduated	23	14	27	10	22	19	18	11	16	24
	Percent Graduated	2.2%	1.4%	2.6%	1.1%	2.2%	1.8%	1.8%	1.0%	1.4%	2.2%
	Number Retained	1,058	1,026	1,060	908	1,003	1,046	1,004	1,115	1,168	1,089
	Percent Retained	100.0%	100.0%	100.0%	100.0%	100.0%	100.0%	100.0%	100.0%	100.0%	100.0%
2nd	Number Re-Enrolled	905	883	909	790	886	900	887	983	1,033	
	Total Graduated	453	484	479	418	489	474	443	448	537	
	Percent Graduated	45.0%	48.5%	47.7%	47.1%	51.0%	47.1%	45.9%	44.8%	47.4%	
	Number Retained	928	897	936	800	908	919	905	994	1,049	
	Percent Retained	87.7%	87.4%	88.3%	88.1%	90.5%	87.9%	90.1%	89.2%	89.8%	
3rd	Number Re-Enrolled	392	351	376	332	350	376	387	440		
	Total Graduated	277	247	281	239	261	276	274	314		
	Percent Graduated	71.2%	72.6%	74.3%	73.5%	77.0%	73.5%	73.2%	72.9%		
	Number Retained	868	849	882	760	861	869	848	939		
	Percent Retained	82.0%	82.8%	83.2%	83.7%	85.8%	83.1%	84.5%	84.2%		
4th	Number Re-Enrolled	103	79	69	71	68	90	96			
	Total Graduated	77	50	44	41	32	52	62			
	Percent Graduated	78.5%	77.5%	78.4%	78.0%	80.2%	78.5%	79.4%			
	Number Retained	856	824	856	738	840	859	831			
	Percent Retained	80.9%	80.3%	80.8%	81.3%	83.8%	82.1%	82.8%			
5th	Number Re-Enrolled	25	29	23	31	27	39				
	Total Graduated	13	15	13	14	12	16				
	Percent Graduated	79.7%	79.0%	79.6%	79.5%	81.4%	80.0%				
	Number Retained	855	824	854	739	831	860				
	Percent Retained	80.8%	80.3%	80.6%	81.4%	82.9%	82.2%				
6th	Number Re-Enrolled	12	16	11	15	13					
	Total Graduated	3	8	6	7	5					
	Percent Graduated	80.0%	79.7%	80.2%	80.3%	81.9%					
	Number Retained	855	826	855	737	829					
	Percent Retained	80.8%	80.5%	80.7%	81.2%	82.7%					
7th	Number Re-Enrolled	13	8	5	8						
	Total Graduated	5	5	2	3						
	Percent Graduated	80.4%	80.2%	80.4%	80.6%						
	Number Retained	859	826	855	737						
	Percent Retained	81.2%	80.5%	80.7%	81.2%						
8th	Number Re-Enrolled	10	4	4							
	Total Graduated	6	3	2							
	Percent Graduated	81.0%	80.5%	80.6%							
	Number Retained	861	827	856							
	Percent Retained	81.4%	80.6%	80.8%							
9th	Number Re-Enrolled	7	3								
	Total Graduated	2	2								
	Percent Graduated	81.2%	80.7%								
	Number Retained	864	829								
	Percent Retained	81.7%	80.8%								

Note: The fall cohort consists of full-time, AA transfers from the fall semester and the previous summer who continue into the fall. Students are followed through the end of summer so that each year begins with fall and ends with summer semester. The number re-enrolled is the number of students from the original fall cohort that were enrolled in the fall, spring or summer semester of the year indicated. The percent graduated is cumulative. Retention includes the number who re-enrolled plus the graduates of previous years.

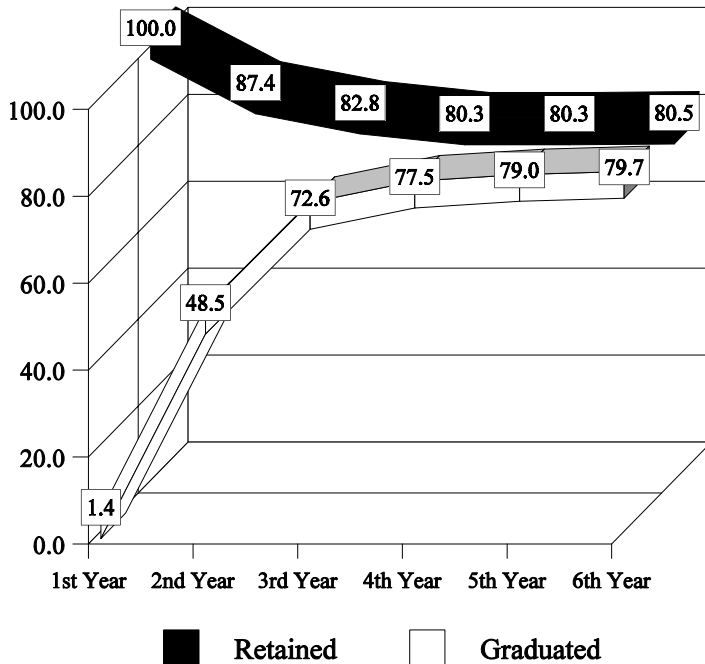


Retention & Graduation Rates for Full-Time Transfers



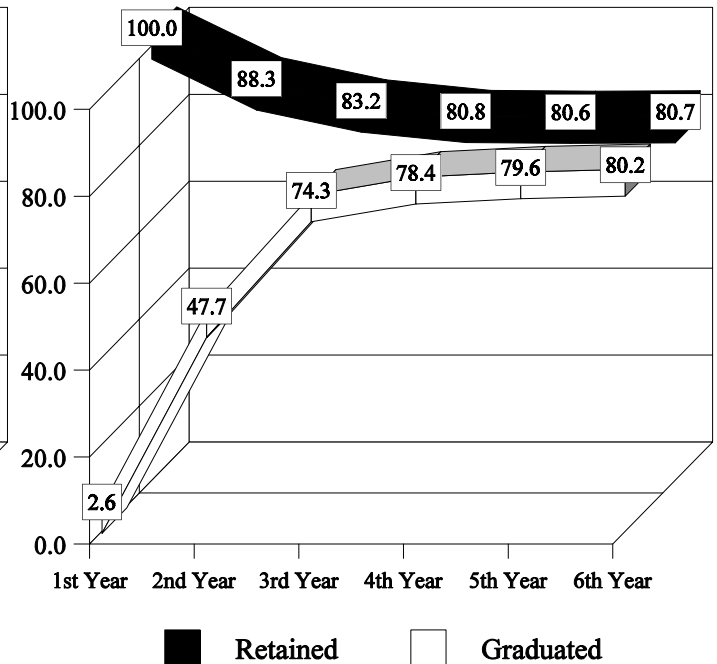
1998 Summer/Fall Cohort

Percent Retained vs. Percent Graduated



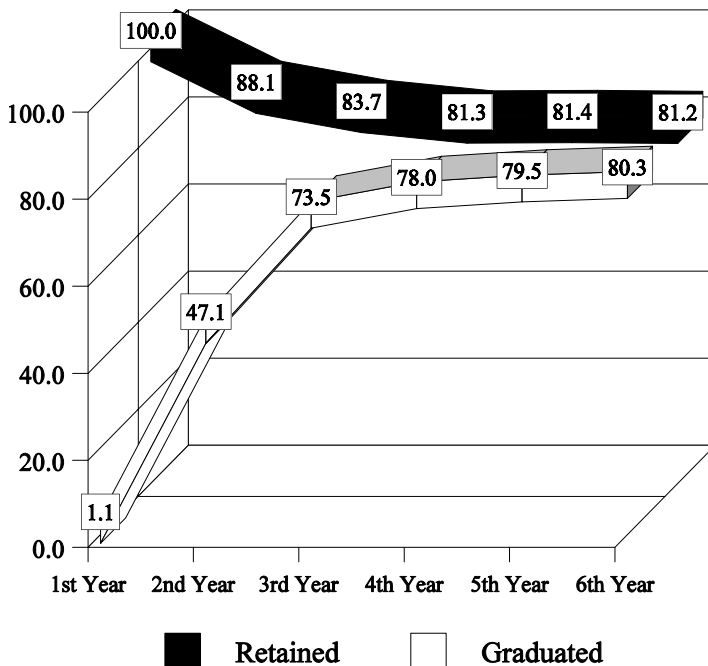
1999 Summer/Fall Cohort

Percent Retained vs. Percent Graduated



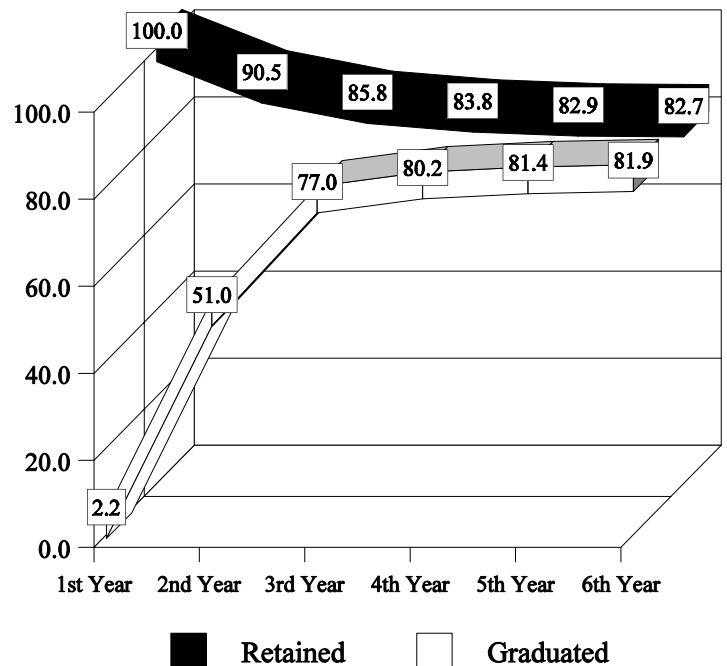
2000 Summer/Fall Cohort

Percent Retained vs. Percent Graduated



2001 Summer/Fall Cohort

Percent Retained vs. Percent Graduated



Note: The fall cohort consists of AA transfers from the fall semester and the previous summer who continue into the fall.





Total Student Credit Hours by Course Level & Class Level, Fall 2007



All Student Credit Hours Produced, Fundable and Non-Fundable

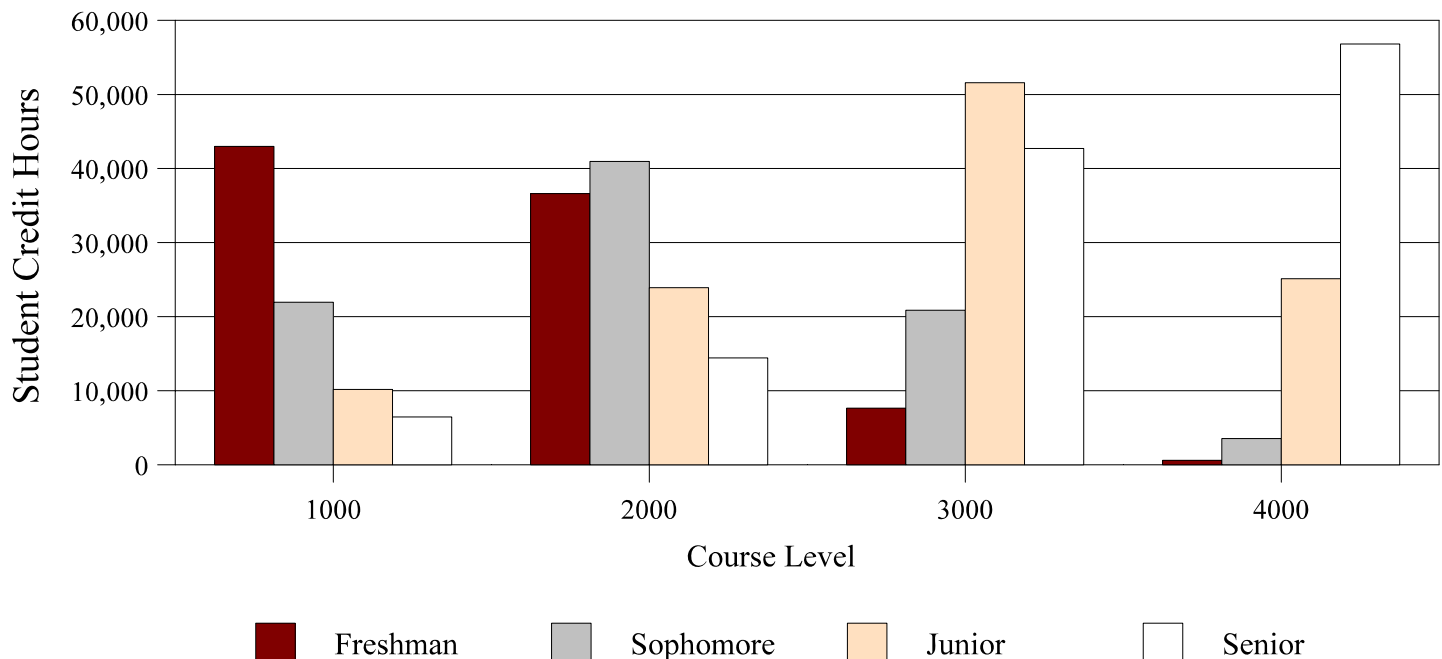
Class of Student	Level of Course								Thesis/ Diss	Total
	Headcount	Sub-1000	1000	2000	3000	4000	5000	6000+		
High School	24	0	24	96	18	3	0	0	0	141
Post HS Spec.	25	0	39	53	25	21	18	0	0	156
Transient	448	0	1,181	1,303	782	274	59	29	0	3,628
Freshman	6,644	0	42,980	36,600	7,640	606	0	0	0	87,826
Sophomore	6,480	0	21,939	40,960	20,850	3,544	0	0	0	87,293
Junior	8,630	0	10,172	23,903	51,595	25,135	29	0	0	110,834
Senior	9,754	0	6,454	14,428	42,692	56,829	594	25	0	121,022
Post Bac Spec	531	0	30	53	240	219	1,752	101	0	2,395
Begin Grad	5,024	0	95	130	236	626	37,711	2,253	1,282	42,333
Law	766	0	1	0	0	6	3,630	7,264	0	10,901
Medicine	374	0	0	0	0	0	125	5,876	28	6,029
Advanced Grad	2,365	0	26	19	19	66	8,817	4,654	6,301	19,902
Total	41,065	0	82,941	117,545	124,097	87,329	52,735	20,202	7,611	492,460

Note: All fee waivers included

Source: Fall (Preliminary) Student Data Course File

Undergraduate Student Credit Hours Produced*

Fundable and Non-Fundable



* This graph includes only degree seeking undergraduate students for Fall 2007



State Fundable Student Credit Hours by Department, Fall 2007



	<u>Lower</u>	<u>Upper</u>	<u>Grad I</u>	<u>Grad II</u>	<u>Total</u>	<u>% of Total</u>
College of Arts & Sciences						
Anthropology	2,180	2,779	124	173	5,256	
Biological Sciences	11,453	4,411	495	805	17,164	
Chemistry and Biochemistry	10,126	2,367	560	1,087	14,140	
<i>Classical Languages, Literature, & Civilization:</i>						
Classics	954	5,032	239	48	6,273	
Greek	212	5	98	36	351	
Latin	652	36	87	18	793	
<i>Classical Languages, Literature, & Civilization Subtotal</i>	<i>1,818</i>	<i>5,073</i>	<i>424</i>	<i>102</i>	<i>7,417</i>	
Computer Science	7,725	2,099	752	376	10,952	
Computational Science	0	0	160	103	263	
English	14,001	9,511	911	900	25,323	
Geological Sciences	2,876	140	184	131	3,331	
History	11,136	3,193	917	592	15,838	
Humanities	3,783	5,643	170	341	9,937	
Mathematics	22,511	1,729	572	591	25,403	
Meteorology	1,760	407	441	242	2,850	
<i>Modern Languages:</i>						
Arabic	336	15	21	9	381	
Chinese	644	174	0	0	818	
French	1,892	373	45	56	2,366	
German	848	249	75	30	1,202	
Hebrew	220	0	3	0	223	
Italian	1,496	189	9	19	1,713	
Japanese	648	177	0	3	828	
Modern Languages, general	0	108	168	114	390	
Portuguese	108	66	0	0	174	
Russian	347	246	51	0	644	
Slavic	0	117	0	0	117	
Spanish	5,603	1,275	72	148	7,098	
<i>Modern Language Subtotal</i>	<i>12,140</i>	<i>2,989</i>	<i>444</i>	<i>379</i>	<i>15,954</i>	
Oceanography	2,775	333	255	206	3,569	
Philosophy	3,618	2,097	157	277	6,149	
Physics	6,651	565	508	1,102	8,826	
Psychology	8,372	12,573	618	1,053	22,616	
Religion	3,834	3,360	275	330	7,799	
Statistics	6,890	362	344	407	8,003	
Geophysical Fluid Dynamics	0	0	0	53	53	
Molecular Biophysics	0	0	11	121	132	
American and Florida Studies	<u>511</u>	<u>468</u>	<u>48</u>	<u>3</u>	<u>1,030</u>	
College of Arts & Sciences Totals	134,162	60,099	8,370	9,374	212,005	44.5%
College of Business						
Accounting	3,939	4,425	837	103	9,304	
Business Administration	89	306	0	0	395	
Finance	0	9,006	1,167	125	10,298	
Hospitality Administration	20	2,709	18	0	2,747	
Management Information Systems	0	1,470	387	78	1,935	
Risk Mgmt/Insurance, Real Estate & Business Law	0	7,264	693	24	7,981	
Management	0	7,794	312	153	8,259	
Marketing	<u>0</u>	<u>7,685</u>	<u>588</u>	<u>99</u>	<u>8,372</u>	
College of Business Totals	4,048	40,659	4,002	582	49,291	10.4%





State Fundable Student Credit Hours by Department, Fall 2007



	<u>Lower</u>	<u>Upper</u>	<u>Grad I</u>	<u>Grad II</u>	<u>Total</u>	<u>% of Total</u>
College of Communication						
Communication	4,035	9,342	1,299	178	14,854	
Communication Disorders	<u>1,231</u>	<u>1,466</u>	<u>938</u>	<u>165</u>	<u>3,800</u>	
College of Communication Totals	5,266	10,808	2,237	343	18,654	3.9%
College of Criminology & Criminal Justice	732	7,646	893	332	9,603	2.0%
College of Education						
Middle & Secondary Education	99	2,813	772	304	3,988	
Educational Psychology & Learning Systems	804	2,044	2,001	1,635	6,484	
Sport Mgmt. Recreational Mgmt. & Physical Ed.	3,402	5,384	1,075	196	10,057	
Educational Leadership & Policy Studies	1,218	168	1,080	847	3,313	
Childhood Ed., Reading & Disability Services	<u>447</u>	<u>7,993</u>	<u>1,622</u>	<u>310</u>	<u>10,372</u>	
College of Education Totals	5,970	18,402	6,550	3,292	34,214	7.2%
College of Engineering						
Electrical and Computer Engineering	157	1,845	190	295	2,487	
Mechanical Engineering	0	2,335	347	211	2,893	
Civil and Environmental Engineering	471	2,707	149	43	3,370	
Chemical and Biomedical Engineering	32	794	72	87	985	
Industrial and Manufacturing Engineering	<u>140</u>	<u>652</u>	<u>251</u>	<u>127</u>	<u>1,170</u>	
College of Engineering Totals	800	8,333	1,009	763	10,905	2.3%
College of Human Sciences						
Textiles & Consumer Sciences	634	6,981	247	92	7,954	
Nutrition, Food & Exercise Science	2,399	6,064	688	196	9,347	
Family and Child Sciences	<u>4,002</u>	<u>4,160</u>	<u>89</u>	<u>392</u>	<u>8,643</u>	
College of Human Sciences Totals	7,035	17,205	1,024	680	25,944	5.5%
College of Information	0	2,823	3,962	455	7,240	1.5%
College of Law	0	0	10,806	3	10,809	2.3%
College of Medicine						
College of Medicine	0	3	80	6	89	
Health Sciences Interdisciplinary	<u>0</u>	<u>3</u>	<u>127</u>	<u>5</u>	<u>135</u>	
College of Medicine Totals	0	6	207	11	224	0.1%
College of Motion Picture, TV & Rec. Arts	927	990	845	0	2,762	0.6%
College of Music	9,575	4,095	1,829	1,506	17,005	3.6%
College of Nursing	0	4,154	607	0	4,761	1.0%
College of Social Sciences						
African American Studies	120	171	0	0	291	
Asian Studies	0	18	2	0	20	
Demography	0	0	9	0	9	
Economics	8,985	4,829	587	294	14,695	
Geography	4,202	1,710	548	279	6,739	
Health Policy Research	0	0	51	3	54	
International Affairs	0	46	185	0	231	
Political Science	2,421	6,074	609	230	9,334	
Russian & East European Studies	0	3	0	0	3	
School of Public Administration & Policy	0	1,044	775	397	2,216	
Social Sciences	0	57	150	0	207	
Sociology	3,996	5,910	333	322	10,561	
Urban & Regional Planning	<u>366</u>	<u>672</u>	<u>1,157</u>	<u>95</u>	<u>2,290</u>	
College of Social Sciences Totals	20,090	20,534	4,406	1,620	46,650	9.8%

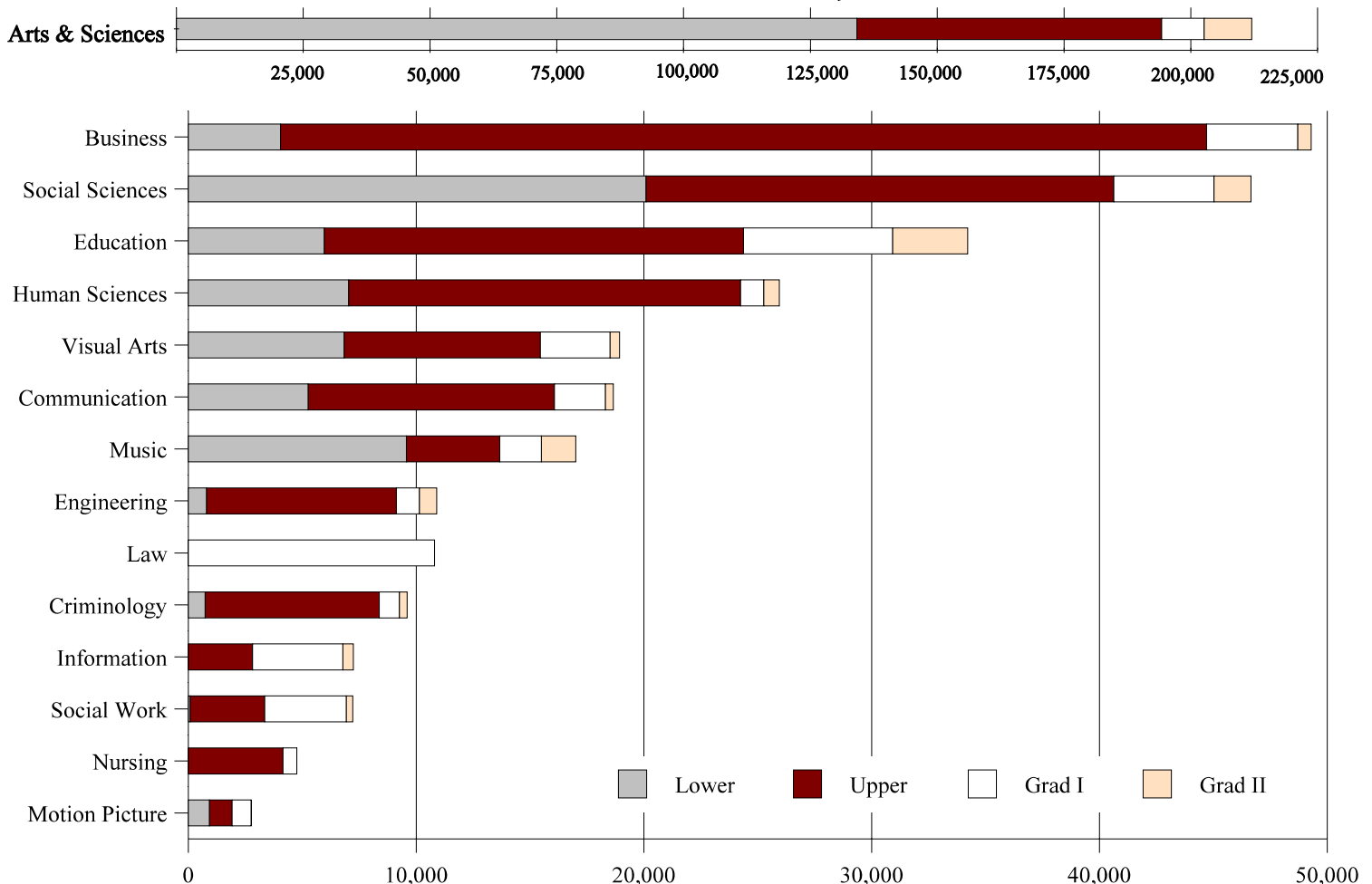


State Fundable Student Credit Hours by Department, Fall 2007



	<u>Lower</u>	<u>Upper</u>	<u>Grad I</u>	<u>Grad II</u>	<u>Total</u>	<u>% of Total</u>
College of Social Work	77	3,272	3,587	281	7,217	1.5%
College of Visual Arts, Theatre & Dance						
Art	2,738	1,956	304	3	5,001	
Art Education	0	510	552	261	1,323	
Art History	210	2,396	362	93	3,061	
Dance	912	743	417	0	2,072	
Theatre	2,306	1,443	1,065	52	4,866	
Interior Design	675	1,560	367	3	2,605	
College of Visual Arts, Theatre & Dance Totals	6,841	8,608	3,067	412	18,928	4.0%
UNIVERSITY TOTALS	195,523	207,634	53,401	19,654	476,212	100.0%

Fundable Student Credit Hours, Fall 2007



Source: Fall (Preliminary) Student Data Course File, All Campus

Online Resource: The student credit hour reports (I207's) can be accessed online at <http://www.ir.fsu.edu/I207/>





State Fundable Student Credit Hours and Headcount by Level/Semester



State Fundable Student Credit Hours

Headcount Enrollments

2000-01	Summer	Fall	Spring	Total	Annual FTE
Lower	44,183	162,750	142,441	349,374	8,734.4
Upper	62,254	171,935	171,467	405,656	10,141.4
Graduate	24,976	52,630	47,696	125,302	3,915.7
Th/Diss	<u>4,609</u>	<u>5,651</u>	<u>6,033</u>	<u>16,293</u>	<u>509.1</u>
Total	136,022	392,966	367,637	896,625	23,300.6

2000-01	Summer	Fall	Spring
Lower	4,566	12,063	9,760
Upper	9,840	14,341	14,589
Graduate	4,212	6,350	5,992
Unclassified	<u>1,515</u>	<u>1,700</u>	<u>1,835</u>
Total	20,133	34,454	32,176

2001-02	Summer	Fall	Spring	Total	Annual FTE
Lower	49,139	167,896	154,365	371,400	9,285.0
Upper	64,906	178,438	173,463	416,807	10,420.2
Graduate	27,091	53,129	49,014	129,234	4,038.6
Th/Diss	<u>4,748</u>	<u>6,000</u>	<u>6,314</u>	<u>17,062</u>	<u>533.2</u>
Total	145,884	405,463	383,156	934,503	24,277.0

2001-02	Summer	Fall	Spring
Lower	4,904	12,170	10,104
Upper	10,541	14,948	15,262
Graduate	4,451	6,301	5,973
Unclassified	<u>2,182</u>	<u>2,007</u>	<u>1,643</u>
Total	22,078	35,426	32,982

2002-03	Summer	Fall	Spring	Total	Annual FTE
Lower	50,701	182,792	164,881	398,374	9,959.4
Upper	64,566	182,140	181,490	428,196	10,704.9
Graduate	25,269	54,416	49,229	128,914	4,028.6
Th/Diss	<u>4,572</u>	<u>6,046</u>	<u>5,948</u>	<u>16,566</u>	<u>517.7</u>
Total	145,108	425,394	401,548	972,050	25,210.6

2002-03	Summer	Fall	Spring
Lower	5,299	12,877	10,683
Upper	10,816	15,866	16,199
Graduate	4,180	6,590	6,185
Unclassified	<u>1,712</u>	<u>1,346</u>	<u>1,480</u>
Total	22,007	36,679	34,547

2003-04	Summer	Fall	Spring	Total	Annual FTE
Lower	51,898	186,010	162,802	400,710	10,017.8
Upper	63,684	185,289	186,903	435,876	10,896.9
Graduate	26,225	55,140	52,240	133,605	4,175.2
Th/Diss	<u>4,679</u>	<u>6,204</u>	<u>6,701</u>	<u>17,584</u>	<u>549.5</u>
Total	146,486	432,643	408,646	987,775	25,639.4

2003-04	Summer	Fall	Spring
Lower	5,137	12,975	10,639
Upper	11,259	16,299	16,676
Graduate	4,364	6,850	6,601
Unclassified	<u>1,540</u>	<u>1,211</u>	<u>1,396</u>
Total	22,300	37,335	35,312

2004-05	Summer	Fall	Spring	Total	Annual FTE
Lower	51,241	189,226	169,647	410,114	10,252.9
Upper	59,920	189,191	190,362	439,473	10,986.8
Graduate	29,479	59,052	54,960	143,491	4,484.1
Th/Diss	<u>5,063</u>	<u>6,845</u>	<u>7,362</u>	<u>19,270</u>	<u>602.2</u>
Total	145,703	444,314	422,331	1,012,348	26,326.0

2004-05	Summer	Fall	Spring
Lower	4,884	13,053	11,093
Upper	11,506	16,807	17,056
Graduate	4,714	7,390	7,198
Unclassified	<u>1,654</u>	<u>1,397</u>	<u>1,230</u>
Total	22,758	38,647	36,577

2005-06	Summer	Fall	Spring	Total	Annual FTE
Lower	53,234	194,130	172,623	419,987	10,499.7
Upper	61,829	194,789	198,112	454,730	11,368.3
Grad I	22,269	47,385	44,034	113,688	3,552.8
Grad II	<u>10,929</u>	<u>18,118</u>	<u>18,015</u>	<u>47,062</u>	<u>1,470.7</u>
Total	148,261	454,422	432,784	1,035,467	26,891.5

2005-06	Summer	Fall	Spring
Lower	4,841	13,152	10,977
Upper	11,780	17,250	17,916
Graduate	4,977	7,904	7,544
Unclassified	<u>1,125</u>	<u>1,313</u>	<u>1,369</u>
Total	22,723	39,619	37,806

2006-07	Summer	Fall	Spring	Total	Annual FTE
Lower	53,902	194,052	174,285	422,239	10,556.0
Upper	62,307	200,906	205,973	469,186	11,729.7
Grad I	24,065	51,481	46,666	122,212	3,819.1
Grad II	<u>11,665</u>	<u>19,509</u>	<u>19,706</u>	<u>50,880</u>	<u>1,590.0</u>
Total	151,939	465,948	446,630	1,064,517	27,694.8

2006-07	Summer	Fall	Spring
Lower	5,237	13,089	10,916
Upper	11,921	17,844	18,441
Graduate	5,272	8,154	7,831
Unclassified	<u>1,299</u>	<u>1,240</u>	<u>1,325</u>
Total	23,729	40,327	38,513

2007-08	Summer	Fall	Spring	Total	Annual FTE
Lower	56,243	194,873	173,533	424,649	10,616.2
Upper	65,251	206,954	209,161	481,366	12,034.1
Grad I	24,010	53,086	47,936	125,032	3,907.3
Grad II	<u>12,282</u>	<u>19,881</u>	<u>19,667</u>	<u>51,830</u>	<u>1,619.7</u>
Total	157,786	474,794	450,297	1,082,877	28,177.3

2007-08	Summer	Fall	Spring
Lower	5,454	13,064	10,691
Upper	12,379	18,339	18,825
Graduate	5,477	8,519	8,107
Unclassified	<u>1,223</u>	<u>1,036</u>	<u>1,137</u>
Total	23,533	40,958	38,760

Note: A point of emphasis was placed on Grad I and Grad II over Graduate/Thesis/Dissertation beginning in 2005-06.

Source: Final Student Data Course Files except Spring 2008 (preliminary)





Annual Full-Time Equivalent (FTE) Enrollment



	<u>2001-02</u>	<u>2002-03</u>	<u>2003-04</u>	<u>2004-05</u>	<u>2005-06</u>	<u>2006-07</u>
College of Arts and Sciences						
Anthropology						
Lower	145.4	165.5	142.8	82.6	116.1	90.3
Upper	124.9	137.4	140.5	141.2	116.3	111.1
Graduate	<u>45.3</u>	<u>43.9</u>	<u>32.6</u>	<u>29.7</u>	<u>26.4</u>	<u>25.6</u>
Total	315.6	346.8	315.9	253.5	258.8	227.0
Biological Science						
Lower	403.7	461.5	489.2	535.0	554.1	607.4
Upper	154.0	181.6	186.7	223.6	225.0	265.8
Graduate	<u>86.5</u>	<u>89.3</u>	<u>90.7</u>	<u>94.5</u>	<u>100.1</u>	<u>112.9</u>
Total	644.2	732.4	766.6	853.1	909.2	986.1
Chemistry and Biochemistry						
Lower	369.1	432.1	478.7	517.1	556.0	554.8
Upper	58.0	60.7	70.7	99.8	102.9	100.9
Graduate	<u>116.8</u>	<u>126.2</u>	<u>128.2</u>	<u>122.2</u>	<u>125.0</u>	<u>142.2</u>
Total	543.9	619.0	677.6	739.1	783.9	797.9
Honors						
Lower	1.0	0.0	0.0	0.6	0.0	1.1
Upper	<u>0.0</u>	<u>0.0</u>	<u>0.0</u>	<u>0.0</u>	<u>0.0</u>	<u>0.0</u>
Total	1.0	0.0	0.0	0.6	0.0	1.1
<i>Classics:</i>						
Classics*						
Lower	31.1	20.9	16.6	14.2	29.2	47.3
Upper	242.0	259.6	267.5	270.6	276.1	265.2
Graduate	<u>25.6</u>	<u>22.2</u>	<u>22.2</u>	<u>21.8</u>	<u>20.7</u>	<u>20.9</u>
Total	298.7	302.7	306.3	306.6	326.0	333.4
Greek						
Lower	4.6	4.7	4.0	3.6	4.4	6.3
Upper	0.8	0.4	1.1	0.3	0.0	0.2
Graduate	<u>8.0</u>	<u>5.1</u>	<u>5.3</u>	<u>5.1</u>	<u>6.4</u>	<u>7.9</u>
Total	13.4	10.2	10.4	9.0	10.8	14.4
Latin						
Lower	29.6	28.6	31.1	28.9	31.0	34.4
Upper	2.7	3.0	2.0	1.5	3.3	2.3
Graduate	<u>9.9</u>	<u>8.0</u>	<u>4.8</u>	<u>6.5</u>	<u>6.2</u>	<u>8.1</u>
Total	42.2	39.6	37.9	36.9	40.2	44.8
<i>Classics Subtotal</i>						
Lower	65.3	54.2	51.7	46.7	64.6	88.0
Upper	245.5	263.0	270.6	272.4	279.1	267.7
Graduate	<u>43.5</u>	<u>35.3</u>	<u>32.3</u>	<u>33.4</u>	<u>33.3</u>	<u>36.9</u>
Total	354.3	352.5	354.6	352.5	377.0	392.6
Computer Science						
Lower	396.5	311.4	341.6	338.0	350.0	392.1
Upper	260.5	215.6	188.3	178.0	135.5	116.6
Graduate	<u>106.9</u>	<u>97.9</u>	<u>88.8</u>	<u>86.4</u>	<u>83.4</u>	<u>79.2</u>
Total	763.9	624.9	618.7	602.4	568.9	587.9
English						
Lower	876.6	994.6	939.1	909.6	917.7	904.9
Upper	477.8	477.6	470.9	480.4	499.1	502.3
Graduate	<u>112.5</u>	<u>109.7</u>	<u>125.6</u>	<u>127.3</u>	<u>133.2</u>	<u>131.8</u>
Total	1,466.9	1,581.9	1,535.6	1,517.3	1,550.0	1,539.0

* Includes Classical Civilizations and Literature





Annual Full-Time Equivalent (FTE) Enrollment



	<u>2001-02</u>	<u>2002-03</u>	<u>2003-04</u>	<u>2004-05</u>	<u>2005-06</u>	<u>2006-07</u>
College of Arts and Sciences (continued)						
Geological Sciences						
Lower	163.0	183.4	171.8	181.1	162.1	156.9
Upper	9.3	9.1	11.7	11.9	9.2	8.1
Graduate	<u>18.4</u>	<u>18.0</u>	<u>16.8</u>	<u>16.2</u>	<u>18.1</u>	<u>18.2</u>
Total	190.7	210.5	200.3	209.2	189.4	183.2
History						
Lower	534.5	582.2	589.0	615.9	649.5	585.7
Upper	215.7	220.1	226.9	232.2	244.2	277.6
Graduate	<u>93.1</u>	<u>96.8</u>	<u>91.9</u>	<u>101.6</u>	<u>101.8</u>	<u>105.3</u>
Total	843.3	899.1	907.8	949.7	995.5	968.6
Humanities						
Lower	84.2	87.7	89.9	91.4	122.1	146.5
Upper	150.2	191.0	205.9	224.3	243.6	318.5
Graduate	<u>28.9</u>	<u>29.5</u>	<u>28.6</u>	<u>34.1</u>	<u>43.2</u>	<u>49.0</u>
Total	263.3	308.2	324.4	349.8	408.9	514.0
Mathematics						
Lower	1,130.6	1,115.6	1,130.9	1,109.8	1,107.0	1,100.3
Upper	68.2	71.7	86.6	71.5	82.6	86.3
Graduate	<u>73.5</u>	<u>53.8</u>	<u>64.2</u>	<u>74.4</u>	<u>76.4</u>	<u>88.1</u>
Total	1,272.3	1,241.1	1,281.7	1,255.7	1,266.0	1,274.7
Meteorology						
Lower	124.5	140.7	130.3	118.0	117.1	96.3
Upper	15.4	19.6	23.0	21.7	26.9	27.0
Graduate	<u>39.5</u>	<u>40.1</u>	<u>44.2</u>	<u>56.7</u>	<u>58.2</u>	<u>66.6</u>
Total	179.4	200.4	197.5	196.4	202.2	189.9
<i>Modern Languages:</i>						
Arabic						
Lower			9.4	10.6	9.3	11.4
Upper			0.2	0.8	1.7	4.2
Graduate			<u>0.8</u>	<u>1.2</u>	<u>0.7</u>	<u>1.8</u>
Total			10.4	12.6	11.7	17.4
Chinese						
Lower	8.7	10.9	12.6	14.3	17.6	28.9
Upper	2.9	2.5	4.5	2.2	5.6	6.3
Graduate	<u>0.2</u>	<u>0.3</u>	<u>0.3</u>	<u>0.3</u>	<u>0.8</u>	<u>0.8</u>
Total	11.8	13.7	17.4	16.8	24.0	36.0
French						
Lower	98.7	98.2	96.9	95.2	93.0	94.3
Upper	25.8	31.3	26.9	28.6	23.3	32.2
Graduate	<u>20.6</u>	<u>16.8</u>	<u>18.7</u>	<u>15.3</u>	<u>17.8</u>	<u>18.4</u>
Total	145.1	146.3	142.5	139.1	134.1	144.9
German						
Lower	41.3	38.8	42.7	37.6	36.4	42.6
Upper	14.4	10.6	11.2	12.5	12.4	14.6
Graduate	<u>10.4</u>	<u>8.3</u>	<u>8.1</u>	<u>7.7</u>	<u>7.5</u>	<u>6.7</u>
Total	66.1	57.7	62.0	57.8	56.3	63.9
Hebrew						
Lower	5.4	4.8	6.9	8.5	6.5	6.2
Upper	<u>0.0</u>	<u>0.0</u>	<u>0.0</u>	<u>0.5</u>	<u>0.3</u>	<u>0.0</u>
Total	5.4	4.8	6.9	9.0	6.8	6.2



Annual Full-Time Equivalent (FTE) Enrollment



	<u>2001-02</u>	<u>2002-03</u>	<u>2003-04</u>	<u>2004-05</u>	<u>2005-06</u>	<u>2006-07</u>
College of Arts and Sciences (continued)						
Italian						
Lower	54.2	62.5	64.4	67.2	70.4	82.3
Upper	8.5	11.7	9.5	13.4	13.6	12.4
Graduate	<u>7.2</u>	<u>7.4</u>	<u>7.4</u>	<u>6.0</u>	<u>7.3</u>	<u>7.9</u>
Total	69.9	81.6	81.3	86.6	91.3	102.6
Japanese						
Lower	18.8	18.6	19.3	20.0	21.5	22.3
Upper	2.5	3.2	4.7	5.9	7.2	7.0
Graduate	<u>0.2</u>	<u>0.2</u>	<u>0.2</u>	<u>0.3</u>	<u>0.1</u>	<u>0.7</u>
Total	21.5	22.0	24.2	26.2	28.8	30.0
Modern Languages, general						
Lower	6.0	11.0	0.0	0.0	0.0	0.0
Upper	5.9	5.2	5.1	6.0	4.6	5.0
Graduate	<u>4.8</u>	<u>6.8</u>	<u>5.3</u>	<u>11.2</u>	<u>9.4</u>	<u>6.4</u>
Total	16.7	23.0	10.4	17.2	14.0	11.4
Portuguese						
Lower	0.3	0.0	0.0	2.6	3.9	3.5
Upper	1.7	0.0	1.0	2.4	3.0	2.1
Graduate	<u>0.8</u>	<u>0.0</u>	<u>0.0</u>	<u>0.5</u>	<u>0.3</u>	<u>0.3</u>
Total	2.8	0.0	1.0	5.5	7.2	5.9
Russian						
Lower	8.7	12.8	14.7	14.8	16.2	18.2
Upper	10.2	12.8	14.4	14.7	13.0	10.1
Graduate	<u>5.8</u>	<u>3.9</u>	<u>2.2</u>	<u>3.0</u>	<u>3.6</u>	<u>3.5</u>
Total	24.7	29.5	31.3	32.5	32.8	31.8
Serbo-Croatian						
Upper	<u>0.0</u>	<u>0.1</u>	<u>0.0</u>	<u>0.1</u>	<u>0.0</u>	<u>0.0</u>
Total	0.0	0.1	0.0	0.1	0.0	0.0
Slavic						
Upper	0.0	3.6	3.1	2.3	1.6	3.9
Graduate	<u>0.0</u>	<u>0.4</u>	<u>0.5</u>	<u>0.5</u>	<u>0.0</u>	<u>0.5</u>
Total	0.0	4.0	3.6	2.8	1.6	4.4
Spanish						
Lower	377.7	368.7	364.2	363.1	342.0	308.8
Upper	68.0	70.9	70.1	68.8	66.5	67.2
Graduate	<u>22.4</u>	<u>28.5</u>	<u>30.8</u>	<u>29.9</u>	<u>23.5</u>	<u>24.7</u>
Total	468.1	468.1	465.1	461.8	432.0	400.7
<i>Modern Language Subtotal</i>						
Lower	619.8	626.3	631.1	633.9	616.8	618.5
Upper	139.9	151.9	150.7	158.2	152.8	165.0
Graduate	<u>72.4</u>	<u>72.6</u>	<u>74.3</u>	<u>75.9</u>	<u>71.0</u>	<u>71.7</u>
Total	832.1	850.8	856.1	868.0	840.6	855.2
Oceanography						
Lower	107.4	93.8	97.3	95.9	90.0	87.5
Upper	5.5	4.7	7.0	5.6	6.6	8.6
Graduate	<u>42.9</u>	<u>35.4</u>	<u>31.0</u>	<u>34.4</u>	<u>37.1</u>	<u>38.0</u>
Total	155.8	133.9	135.3	135.9	133.7	134.1
Philosophy						
Lower	146.2	165.5	152.1	158.0	148.2	147.5
Upper	70.4	90.7	103.4	109.2	123.5	112.4
Graduate	<u>25.8</u>	<u>27.0</u>	<u>31.8</u>	<u>34.4</u>	<u>35.2</u>	<u>34.1</u>
Total	242.4	283.2	287.3	301.6	306.9	294.0





Annual Full-Time Equivalent (FTE) Enrollment



	<u>2001-02</u>	<u>2002-03</u>	<u>2003-04</u>	<u>2004-05</u>	<u>2005-06</u>	<u>2006-07</u>
College of Arts and Sciences (continued)						
Physics						
Lower	296.7	328.8	353.5	353.6	389.1	363.0
Upper	21.6	24.1	28.2	30.9	30.8	30.4
Graduate	<u>99.0</u>	<u>82.1</u>	<u>90.9</u>	<u>106.8</u>	<u>116.3</u>	<u>120.5</u>
Total	417.3	435.0	472.6	491.3	536.2	513.9
Psychology						
Lower	304.6	352.6	333.5	369.0	366.2	414.3
Upper	533.9	580.2	578.9	571.9	646.7	708.5
Graduate	<u>95.8</u>	<u>102.5</u>	<u>116.8</u>	<u>123.5</u>	<u>125.9</u>	<u>144.5</u>
Total	934.3	1,035.3	1,029.2	1,064.4	1,138.8	1,267.3
Religion						
Lower	157.9	186.2	199.9	218.2	225.4	223.7
Upper	118.2	125.8	148.9	140.6	147.6	161.5
Graduate	<u>35.8</u>	<u>34.0</u>	<u>40.5</u>	<u>38.1</u>	<u>29.0</u>	<u>51.7</u>
Total	311.9	346.0	389.3	396.9	412.0	436.9
Statistics						
Lower	194.3	287.4	328.9	337.9	354.2	363.5
Upper	100.4	19.2	19.5	21.4	25.5	20.7
Graduate	<u>40.0</u>	<u>44.7</u>	<u>48.2</u>	<u>53.0</u>	<u>55.5</u>	<u>50.7</u>
Total	334.7	351.3	396.6	412.3	435.2	434.9
<i>Interdepartmental Programs and Institutes:</i>						
American Studies						
Lower	33.0	31.3	35.8	33.0	29.5	30.4
Upper	13.9	22.0	21.8	18.9	23.0	25.1
Graduate	<u>6.4</u>	<u>6.2</u>	<u>4.2</u>	<u>3.4</u>	<u>4.3</u>	<u>3.7</u>
Total	53.3	59.5	61.8	55.3	56.8	59.2
Geophysical Fluid Dynamics						
Graduate	<u>1.1</u>	<u>1.2</u>	<u>1.5</u>	<u>2.3</u>	<u>3.2</u>	<u>4.6</u>
Total	1.1	1.2	1.5	2.3	3.2	4.6
Latin-American & Caribbean Studies						
Upper	<u>0.0</u>	<u>0.0</u>	<u>0.1</u>	<u>0.0</u>	<u>0.2</u>	<u>0.0</u>
Total	0.0	0.0	0.1	0.0	0.2	0.0
Molecular Biophysics						
Graduate	<u>19.5</u>	<u>13.5</u>	<u>11.1</u>	<u>17.1</u>	<u>18.3</u>	<u>17.9</u>
Total	19.5	13.5	11.1	17.1	18.3	17.9
Computational Science						
Graduate						<u>6.8</u>
Total						6.8
College of Arts & Sciences Totals						
Lower	6,154.3	6,600.8	6,687.1	6,745.3	6,935.7	6,973.0
Upper	2,783.3	2,866.0	2,940.3	3,013.7	3,151.1	3,314.1
Graduate	<u>1,203.6</u>	<u>1,159.7</u>	<u>1,194.2</u>	<u>1,265.4</u>	<u>1,304.9</u>	<u>1,399.8</u>
Total	10,141.2	10,626.5	10,821.6	11,024.4	11,391.7	11,686.9
College of Business						
Accounting						
Lower	252.4	274.5	243.9	247.2	246.1	233.4
Upper	193.9	209.7	233.4	233.5	246.5	267.4
Graduate	<u>33.8</u>	<u>39.8</u>	<u>42.1</u>	<u>50.7</u>	<u>49.4</u>	<u>63.1</u>
Total	480.1	524.0	519.4	531.4	542.0	563.9



Annual Full-Time Equivalent (FTE) Enrollment



	<u>2001-02</u>	<u>2002-03</u>	<u>2003-04</u>	<u>2004-05</u>	<u>2005-06</u>	<u>2006-07</u>
College of Business (continued)						
Business Administration						
Lower	0.0	3.3	5.4	6.4	6.3	6.3
Upper	9.7	12.3	13.5	10.7	14.6	13.8
Graduate	<u>0.0</u>	<u>0.0</u>	<u>0.8</u>	<u>0.1</u>	<u>0.0</u>	<u>0.0</u>
Total	9.7	15.6	19.7	17.2	20.9	20.1
Finance						
Upper	473.7	507.2	488.5	474.2	472.3	523.9
Graduate	<u>61.6</u>	<u>49.0</u>	<u>48.7</u>	<u>70.6</u>	<u>56.8</u>	<u>75.8</u>
Total	535.3	556.2	537.2	544.8	529.1	599.7
Hospitality Administration						
Lower	0.4	0.0	0.0	0.0	0.3	1.1
Upper	118.7	134.9	152.0	145.0	129.6	137.8
Graduate	<u>2.3</u>	<u>5.7</u>	<u>2.2</u>	<u>0.4</u>	<u>0.3</u>	<u>0.5</u>
Total	121.4	140.6	154.2	145.4	130.2	139.4
Management Information Systems						
Upper	193.4	160.2	117.5	96.7	102.0	80.8
Graduate	<u>33.8</u>	<u>25.1</u>	<u>24.7</u>	<u>30.7</u>	<u>24.3</u>	<u>27.5</u>
Total	227.2	185.3	142.2	127.4	126.3	108.3
Management						
Upper	432.0	438.1	469.8	482.0	518.5	481.4
Graduate	<u>34.4</u>	<u>37.9</u>	<u>30.8</u>	<u>35.5</u>	<u>41.8</u>	<u>53.7</u>
Total	466.4	476.0	500.6	517.5	560.3	535.1
Marketing						
Lower	1.1	0.0	0.0	0.0	0.0	0.0
Upper	441.0	481.2	511.5	484.8	480.3	452.6
Graduate	<u>38.9</u>	<u>41.5</u>	<u>42.6</u>	<u>49.7</u>	<u>52.9</u>	<u>62.6</u>
Total	481.0	522.7	554.1	534.5	533.2	515.2
Risk Management/Insurance, Real Estate & Business Law						
Upper	352.7	382.1	381.0	405.0	435.8	421.5
Graduate	<u>15.2</u>	<u>23.0</u>	<u>27.4</u>	<u>37.2</u>	<u>18.6</u>	<u>40.9</u>
Total	367.9	405.1	408.4	442.2	454.4	462.4
College of Business Totals						
Lower	253.9	277.8	249.3	253.6	252.7	240.8
Upper	2,215.1	2,325.7	2,367.2	2,331.9	2,399.6	2,379.3
Graduate	<u>220.0</u>	<u>222.0</u>	<u>219.3</u>	<u>274.9</u>	<u>244.1</u>	<u>324.0</u>
Total	2,689.0	2,825.5	2,835.8	2,860.4	2,896.4	2,944.1

College of Education*

Elementary & Early Childhood Education (formerly Educational Theory and Practice, now defunct – merged with Special Education in 2004)

Lower	0.0	0.0	2.3
Upper	233.1	266.3	246.0
Graduate	<u>98.5</u>	<u>85.3</u>	<u>96.5</u>
Total	331.6	351.6	344.8

Childhood Education, Reading & Disability Services (formerly Special Education, Elementary & Early Childhood Education)

Lower	32.3	41.5	26.4	26.2	25.7	33.8
Upper	98.4	110.2	93.3	331.3	353.3	388.6
Graduate	<u>90.7</u>	<u>96.3</u>	<u>98.4</u>	<u>182.7</u>	<u>148.9</u>	<u>184.6</u>
Total	221.4	248.0	218.1	540.2	527.9	607.0





Annual Full-Time Equivalent (FTE) Enrollment



	<u>2001-02</u>	<u>2002-03</u>	<u>2003-04</u>	<u>2004-05</u>	<u>2005-06</u>	<u>2006-07</u>
College of Education (continued)						
Middle and Secondary Education (formerly Curriculum and Instruction)						
Lower	15.8	12.4	15.5	14.5	10.7	8.2
Upper	96.6	133.3	166.0	160.3	168.5	194.1
Graduate	<u>86.6</u>	<u>82.5</u>	<u>99.4</u>	<u>134.2</u>	<u>92.3</u>	<u>100.7</u>
Total	199.0	228.2	280.9	309.0	271.5	303.0
Educational Leadership and Policy Studies (formerly Educational Administration/Leadership)						
Lower	0.0	43.4	51.8	55.4	49.7	54.9
Upper	3.9	26.1	7.5	8.5	7.5	6.9
Graduate	<u>112.0</u>	<u>141.4</u>	<u>129.6</u>	<u>171.0</u>	<u>189.3</u>	<u>163.6</u>
Total	115.9	210.9	188.9	234.9	246.5	225.4
Educational Psychology and Learning Systems (formerly Educational Research)						
Lower	36.2	37.2	41.4	41.6	42.5	43.8
Upper	45.8	83.6	106.4	104.5	112.1	119.4
Graduate	<u>174.1</u>	<u>261.6</u>	<u>247.0</u>	<u>256.3</u>	<u>269.9</u>	<u>278.9</u>
Total	256.1	382.4	394.8	402.4	424.5	442.1
Educational Foundations and Policy Studies (defunct - programs dispersed to other departments)						
Lower	54.1					
Upper	42.5					
Graduate	<u>52.9</u>					
Total	149.5					
Human Services and Studies (defunct - programs dispersed to other departments)						
Lower	12.2					
Upper	148.6					
Graduate	<u>112.6</u>					
Total	273.4					
Sport Management, Recreation Management and Physical Education (formerly Physical Education)						
Lower	176.6	190.0	196.7	190.2	196.4	201.7
Upper	217.7	276.3	224.4	210.6	244.4	275.1
Graduate	<u>124.3</u>	<u>118.9</u>	<u>108.0</u>	<u>99.3</u>	<u>87.5</u>	<u>92.2</u>
Total	518.6	585.2	529.1	500.1	528.3	569.0
College of Education Totals						
Lower	327.2	324.5	334.1	327.9	325.0	342.4
Upper	886.6	895.8	843.6	815.2	885.8	984.1
Graduate	<u>851.7</u>	<u>786.0</u>	<u>778.9</u>	<u>843.5</u>	<u>787.9</u>	<u>820.0</u>
Total	2,065.5	2,006.3	1,956.6	1,986.6	1,998.7	2,146.5
* The College of Education underwent a major restructuring of its departments in the summer of 2002. New department names and structures are presented in this edition of the fact book with the old department names in parentheses.						
College of Human Sciences						
Textiles and Consumer Sciences						
Lower	51.1	53.6	58.1	59.6	62.0	47.5
Upper	266.5	354.0	370.0	394.3	436.9	415.8
Graduate	<u>12.2</u>	<u>12.9</u>	<u>19.6</u>	<u>26.2</u>	<u>30.8</u>	<u>28.9</u>
Total	329.8	420.5	447.7	480.1	529.7	492.2
Family and Child Sciences						
Lower	165.2	161.9	143.1	167.3	151.8	209.8
Upper	237.7	250.5	243.0	258.7	253.8	237.6
Graduate	<u>42.9</u>	<u>41.4</u>	<u>42.7</u>	<u>43.0</u>	<u>44.4</u>	<u>48.5</u>
Total	445.8	453.8	428.8	469.0	450.0	495.9
Nutrition, Food, & Exercise Science						
Lower	136.2	147.3	175.0	150.1	164.3	158.0
Upper	217.2	218.8	222.8	258.4	301.2	300.1
Graduate	<u>52.7</u>	<u>45.9</u>	<u>42.8</u>	<u>46.7</u>	<u>44.2</u>	<u>50.8</u>
Total	406.1	412.0	440.6	455.2	509.7	508.9



Annual Full-Time Equivalent (FTE) Enrollment



	<u>2001-02</u>	<u>2002-03</u>	<u>2003-04</u>	<u>2004-05</u>	<u>2005-06</u>	<u>2006-07</u>
College of Human Sciences (continued)						
College of Human Sciences Totals						
Lower	352.5	362.8	376.2	377.0	378.1	415.3
Upper	721.4	823.3	835.8	911.4	991.9	953.4
Graduate	<u>107.8</u>	<u>100.2</u>	<u>105.1</u>	<u>115.9</u>	<u>119.4</u>	<u>128.2</u>
Total	1,181.7	1,286.3	1,317.1	1,404.3	1,489.4	1,496.9
College of Information						
Lower	0.0	0.0	0.9	0.0	0.9	0.0
Upper	243.4	269.9	236.7	178.5	147.8	169.4
Graduate	<u>273.7</u>	<u>272.8</u>	<u>274.8</u>	<u>311.4</u>	<u>254.2</u>	<u>367.7</u>
Total	517.1	542.7	512.4	489.9	402.9	537.1
College of Nursing						
Lower	27.2	24.1	18.7	0.0	0.0	0.0
Upper	295.9	308.2	298.3	264.8	244.7	245.0
Graduate	<u>31.9</u>	<u>27.7</u>	<u>32.9</u>	<u>32.2</u>	<u>41.8</u>	<u>55.2</u>
Total	355.0	360.0	349.9	297.0	286.5	300.2
College of Criminology & Criminal Justice						
Lower	49.0	45.6	76.4	65.0	64.4	71.8
Upper	537.6	520.2	533.5	561.6	502.6	519.8
Graduate	<u>48.0</u>	<u>55.2</u>	<u>60.8</u>	<u>69.9</u>	<u>64.1</u>	<u>72.1</u>
Total	634.6	621.0	670.7	696.5	631.1	663.7
College of Law						
Graduate	<u>638.1</u>	<u>681.3</u>	<u>674.9</u>	<u>691.6</u>	<u>713.1</u>	<u>696.5</u>
Total	638.1	681.3	674.9	691.6	713.1	696.5
College of Social Sciences						
Asian Studies						
Upper	1.2	0.3	1.0	0.9	0.2	0.7
Graduate	<u>0.0</u>	<u>0.2</u>	<u>0.2</u>	<u>0.1</u>	<u>0.0</u>	<u>0.1</u>
Total	1.2	0.5	1.2	1.0	0.2	0.8
African American Studies						
Lower	8.9	6.8	13.4	14.7	14.6	15.1
Upper	21.6	19.1	11.6	10.6	9.5	9.7
Graduate	<u>0.0</u>	<u>0.0</u>	<u>0.0</u>	<u>0.0</u>	<u>0.0</u>	<u>0.0</u>
Total	30.5	25.9	25.0	25.3	24.1	24.8
Demography						
Graduate	<u>0.6</u>	<u>0.1</u>	<u>0.4</u>	<u>1.8</u>	<u>1.4</u>	<u>1.1</u>
Total	0.6	0.1	0.4	1.8	1.4	1.1
Economics						
Lower	446.4	483.4	453.2	523.9	523.3	519.0
Upper	199.0	213.1	231.0	228.2	244.1	252.9
Graduate	<u>47.5</u>	<u>51.6</u>	<u>53.1</u>	<u>58.0</u>	<u>62.1</u>	<u>57.5</u>
Total	692.9	748.1	737.3	810.1	829.5	829.4
Geography						
Lower	158.1	135.3	142.5	153.6	174.3	188.3
Upper	91.4	102.3	100.9	98.4	111.2	91.6
Graduate	<u>25.6</u>	<u>27.0</u>	<u>28.0</u>	<u>32.0</u>	<u>44.6</u>	<u>50.9</u>
Total	275.1	264.6	271.4	284.0	330.1	330.8
Health Policy Research						
Graduate					<u>3.6</u>	<u>3.1</u>
Total					3.6	3.1





Annual Full-Time Equivalent (FTE) Enrollment



	<u>2001-02</u>	<u>2002-03</u>	<u>2003-04</u>	<u>2004-05</u>	<u>2005-06</u>	<u>2006-07</u>
College of Social Sciences (continued)						
International Affairs						
Upper	5.7	6.4	4.2	3.6	5.2	4.0
Graduate	<u>7.0</u>	<u>11.0</u>	<u>11.6</u>	<u>14.1</u>	<u>16.5</u>	<u>12.8</u>
Total	12.7	17.4	15.8	17.7	21.7	16.8
Political Science						
Lower	157.2	157.4	161.3	187.4	198.9	201.9
Upper	282.1	272.6	278.1	317.4	328.0	394.8
Graduate	<u>45.9</u>	<u>56.7</u>	<u>60.5</u>	<u>65.9</u>	<u>66.0</u>	<u>68.7</u>
Total	485.2	486.7	499.9	570.7	592.9	665.4
School of Public Administration & Policy						
Lower	0.0	0.0	0.0	0.0	0.0	0.0
Upper	47.7	54.6	55.4	53.3	60.2	62.7
Graduate	<u>74.4</u>	<u>82.8</u>	<u>94.6</u>	<u>86.6</u>	<u>83.5</u>	<u>96.1</u>
Total	122.1	137.4	150.0	139.9	143.7	158.8
Russian & East European Studies						
Upper	0.0	0.0	0.0	0.0	0.1	0.2
Graduate	<u>0.4</u>	<u>1.5</u>	<u>0.4</u>	<u>0.6</u>	<u>0.1</u>	<u>0.0</u>
Total	0.4	1.5	0.4	0.6	0.2	0.2
Social Sciences						
Lower	0.0	0.0	1.4	0.0	0.0	0.0
Upper	11.6	10.6	8.8	6.5	6.0	4.0
Graduate	<u>10.7</u>	<u>6.7</u>	<u>5.9</u>	<u>6.9</u>	<u>2.7</u>	<u>8.3</u>
Total	22.3	17.3	16.1	13.4	8.7	12.3
Sociology						
Lower	196.2	253.1	228.9	257.5	239.9	222.9
Upper	210.6	195.1	185.6	230.5	294.9	297.1
Graduate	<u>31.1</u>	<u>41.2</u>	<u>45.9</u>	<u>49.4</u>	<u>49.8</u>	<u>46.7</u>
Total	437.9	489.4	460.4	537.4	584.6	566.7
Urban and Regional Planning						
Lower	28.7	43.9	52.7	55.3	57.9	57.9
Upper	36.8	33.5	28.6	23.8	24.8	41.3
Graduate	<u>53.0</u>	<u>57.1</u>	<u>63.1</u>	<u>59.6</u>	<u>59.9</u>	<u>62.5</u>
Total	118.5	134.5	144.4	138.7	142.6	161.8
College of Social Sciences Totals						
Lower	995.5	1,079.9	1,053.4	1,192.4	1,208.9	1,205.1
Upper	907.7	907.6	905.2	973.2	1,084.2	1,159.0
Graduate	<u>296.2</u>	<u>335.9</u>	<u>363.7</u>	<u>375.0</u>	<u>390.2</u>	<u>407.8</u>
Total	2,199.4	2,323.4	2,322.3	2,540.6	2,683.3	2,771.9
College of Social Work						
Lower	4.6	5.3	4.9	6.3	4.6	5.0
Upper	187.1	206.9	220.0	235.7	236.0	234.0
Graduate	<u>204.6</u>	<u>235.0</u>	<u>251.6</u>	<u>287.4</u>	<u>275.6</u>	<u>310.0</u>
Total	396.3	447.2	476.5	529.4	516.2	549.0
College of Motion Picture, Television and Recording Arts						
Lower	28.9	31.2	28.4	28.1	27.4	27.6
Upper	45.8	48.8	52.6	49.1	52.0	55.8
Graduate	<u>64.2</u>	<u>65.4</u>	<u>63.8</u>	<u>68.2</u>	<u>71.8</u>	<u>74.6</u>
Total	138.9	145.4	144.8	145.4	151.2	158.0
College of Music						
Lower	467.1	498.7	493.6	523.0	564.0	548.4
Upper	198.9	194.7	202.4	199.3	199.6	207.8
Graduate	<u>206.6</u>	<u>200.9</u>	<u>225.9</u>	<u>239.9</u>	<u>222.4</u>	<u>225.3</u>
Total	872.6	894.3	921.9	962.2	986.0	981.5





Annual Full-Time Equivalent (FTE) Enrollment



	<u>2001-02</u>	<u>2002-03</u>	<u>2003-04</u>	<u>2004-05</u>	<u>2005-06</u>	<u>2006-07</u>
College of Communication						
Communication						
Lower	230.2	217.9	208.4	252.0	233.4	259.7
Upper	462.6	455.0	522.7	466.1	451.4	453.3
Graduate	<u>59.9</u>	<u>70.7</u>	<u>77.3</u>	<u>90.1</u>	<u>103.5</u>	<u>110.2</u>
Total	752.7	743.6	808.4	808.2	788.3	823.2
Communication Disorders						
Lower	44.2	43.4	71.3	79.8	83.8	78.7
Upper	75.8	76.6	80.5	84.6	83.5	90.7
Graduate	<u>84.3</u>	<u>82.8</u>	<u>81.7</u>	<u>82.6</u>	<u>82.0</u>	<u>79.0</u>
Total	204.3	202.8	233.5	247.0	249.3	248.4
College of Communication Totals						
Lower	274.4	261.3	279.7	331.8	317.2	338.5
Upper	538.4	531.6	603.2	550.7	534.9	543.9
Graduate	<u>144.2</u>	<u>153.5</u>	<u>159.0</u>	<u>172.7</u>	<u>185.5</u>	<u>189.2</u>
Total	957.0	946.4	1,041.9	1,055.2	1,037.6	1,071.6
College of Visual Arts, Theatre and Dance						
Art						
Lower	155.3	142.9	141.9	135.6	141.1	139.1
Upper	109.0	120.9	106.9	113.8	105.1	104.6
Graduate	<u>23.9</u>	<u>20.0</u>	<u>31.4</u>	<u>27.0</u>	<u>21.7</u>	<u>17.3</u>
Total	288.2	283.8	280.2	276.4	267.9	261.0
Art Education						
Upper	27.9	33.3	26.2	21.5	23.7	29.5
Graduate	<u>44.5</u>	<u>36.6</u>	<u>49.2</u>	<u>50.0</u>	<u>54.7</u>	<u>53.4</u>
Total	72.4	69.9	75.4	71.5	78.4	82.9
Art History						
Lower	0.0	0.0	7.5	11.7	0.5	7.0
Upper	96.5	102.0	110.8	118.1	135.7	135.3
Graduate	<u>21.7</u>	<u>18.7</u>	<u>22.3</u>	<u>31.2</u>	<u>27.6</u>	<u>29.2</u>
Total	118.2	120.7	140.6	161.0	163.8	171.5
Dance						
Lower	45.4	48.0	42.3	55.6	57.4	51.8
Upper	34.2	35.0	41.0	39.9	36.1	37.6
Graduate	<u>11.4</u>	<u>13.4</u>	<u>18.1</u>	<u>22.0</u>	<u>20.8</u>	<u>21.4</u>
Total	91.0	96.4	101.4	117.5	114.3	110.8
Interior Design						
Lower	0.0	0.0	0.0	0.0	24.5	33.6
Upper	114.6	107.3	109.0	109.4	111.1	117.7
Graduate	<u>16.9</u>	<u>13.6</u>	<u>22.8</u>	<u>28.3</u>	<u>35.3</u>	<u>30.4</u>
Total	131.5	120.9	131.8	137.7	170.9	181.7
School of Theatre (a department within the College of Visual Arts, Theatre & Dance effective 2005-06)						
Lower	125.7	226.6	178.9	170.0	164.9	120.9
Upper	189.2	73.3	71.8	74.3	81.3	76.5
Graduate	<u>51.3</u>	<u>50.7</u>	<u>60.1</u>	<u>64.4</u>	<u>66.2</u>	<u>61.3</u>
Total	366.2	350.6	310.8	308.7	312.4	258.7
College of Visual Arts, Theatre and Dance Totals						
Lower	200.7	190.9	191.7	202.9	388.4	352.4
Upper	382.2	398.5	393.9	402.7	493.0	501.2
Graduate	<u>118.4</u>	<u>102.3</u>	<u>143.8</u>	<u>158.5</u>	<u>226.3</u>	<u>212.9</u>
Total	701.3	691.7	729.4	764.1	1,107.7	1,066.5





Annual Full-Time Equivalent (FTE) Enrollment

	<u>2001-02</u>	<u>2002-03</u>	<u>2003-04</u>	<u>2004-05</u>	<u>2005-06</u>	<u>2006-07</u>
College of Engineering						
Electrical and Computer Engineering						
Lower	1.9	1.9	2.0	4.8	9.0	10.0
Upper	88.0	93.7	101.8	111.4	115.1	115.9
Graduate	<u>26.6</u>	<u>24.5</u>	<u>26.9</u>	<u>25.3</u>	<u>27.4</u>	<u>26.3</u>
Total	116.5	120.1	130.7	141.5	151.5	152.2
Mechanical Engineering						
Lower	1.1	1.7	1.4	0.6	0.0	0.0
Upper	81.5	99.7	110.1	100.6	115.7	125.8
Graduate	<u>25.3</u>	<u>30.4</u>	<u>42.4</u>	<u>37.6</u>	<u>34.5</u>	<u>33.4</u>
Total	107.9	131.8	153.9	138.8	150.2	159.2
Civil and Environmental Engineering						
Lower	13.2	13.7	18.3	14.8	15.0	18.5
Upper	60.5	71.9	101.0	142.4	135.6	148.2
Graduate	<u>15.8</u>	<u>14.3</u>	<u>18.1</u>	<u>16.7</u>	<u>15.7</u>	<u>14.5</u>
Total	89.5	99.9	137.4	173.9	166.3	181.2
Chemical and Biomedical Engineering						
Lower	2.3	3.0	3.4	3.0	1.7	1.4
Upper	25.6	28.9	33.0	31.2	34.6	31.1
Graduate	<u>11.3</u>	<u>8.8</u>	<u>11.1</u>	<u>10.0</u>	<u>10.6</u>	<u>10.6</u>
Total	39.2	40.7	47.5	44.2	46.9	43.1
Industrial and Manufacturing Engineering						
Lower	5.5	7.0	7.8	6.4	6.7	5.7
Upper	32.0	38.5	50.3	39.1	43.4	41.1
Graduate	<u>19.0</u>	<u>20.1</u>	<u>18.7</u>	<u>18.5</u>	<u>22.9</u>	<u>24.0</u>
Total	56.5	65.6	76.8	64.0	73.0	70.8
College of Engineering Totals						
Lower	24.0	27.3	32.9	29.6	32.4	35.6
Upper	287.6	332.7	396.2	424.7	444.4	462.1
Graduate	<u>98.0</u>	<u>98.1</u>	<u>117.2</u>	<u>108.1</u>	<u>111.1</u>	<u>108.7</u>
Total	409.6	458.1	546.3	562.4	587.9	606.4
College of Medicine						
College of Medicine						
Upper		0.0	0.0	0.0	0.6	0.2
Graduate		<u>4.2</u>	<u>2.9</u>	<u>7.3</u>	<u>6.5</u>	<u>7.9</u>
Total		4.2	2.9	7.3	7.1	8.1
Health Sciences Interdisciplinary						
Upper		0.0	0.0	0.0	0.1	0.3
Graduate		<u>0.0</u>	<u>0.0</u>	<u>0.0</u>	<u>4.6</u>	<u>9.5</u>
Total		0.0	0.0	0.0	4.7	9.8
College of Medicine Totals						
Upper		0.0	0.0	0.0	0.7	0.5
Graduate		<u>4.2</u>	<u>2.9</u>	<u>7.3</u>	<u>11.1</u>	<u>17.4</u>
Total		4.2	2.9	7.3	11.8	17.9
University Totals						
Lower	9,285.0	9,956.8	10,006.2	10,252.9	10,499.7	10,556.0
Upper	10,420.2	10,703.2	10,900.7	10,986.8	11,368.3	11,729.7
Graduate	<u>4,558.3</u>	<u>4,550.9</u>	<u>4,728.9</u>	<u>5,086.3</u>	<u>5,023.5</u>	<u>5,409.1</u>
Total	24,263.5	25,210.9	25,635.8	26,326.0	26,891.5	27,694.8

Source: Final Student Data Course Files, State Fundable Student Credit Hours Report, All Campus

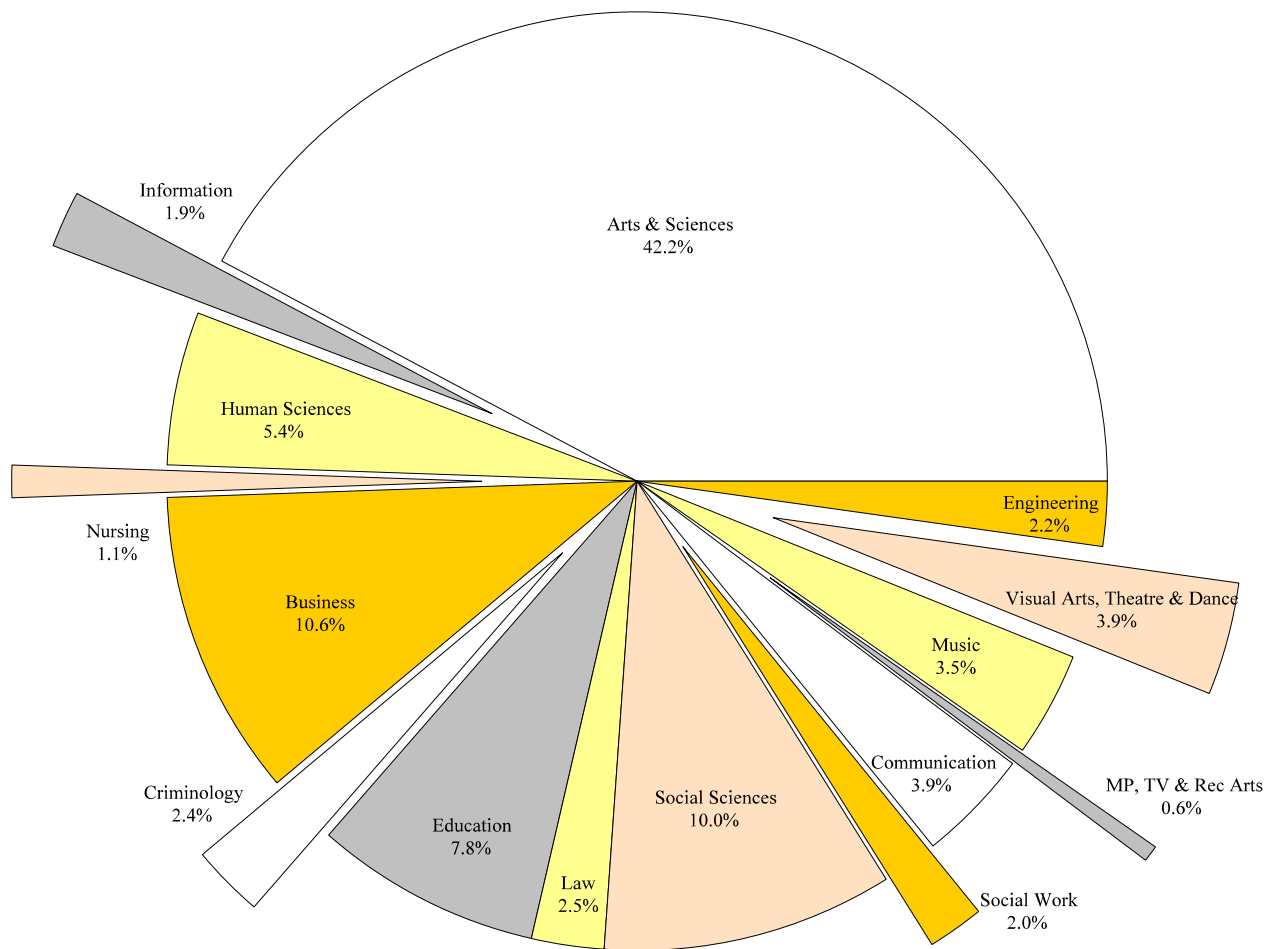
Online Resource: The student credit hour reports (I207's) can be accessed online at <http://www.ir.fsu.edu/I207/>



Annual FTE Enrollment by College



2006-07 Annual FTE



College	2001-02	2002-03	2003-04	2004-05	2005-06	2006-07
College of Arts & Sciences	10,141.2	10,626.5	10,821.6	11,024.4	11,391.7	11,686.9
College of Business	2,689.0	2,825.5	2,835.8	2,860.4	2,896.4	2,944.1
College of Education	2,065.5	2,006.3	1,956.6	1,986.6	1,998.7	2,146.5
College of Human Sciences	1,181.7	1,286.3	1,317.1	1,404.3	1,489.4	1,496.9
College of Information	517.1	542.7	512.4	489.9	402.9	537.1
College of Nursing	355.0	360.0	349.9	297.0	286.5	300.2
College of Criminology & Criminal Justice	634.6	621.0	670.7	696.5	631.1	663.7
College of Law	638.1	681.3	674.9	691.6	713.1	696.5
College of Social Sciences	2,199.4	2,323.4	2,322.3	2,540.6	2,683.3	2,771.9
College of Social Work	396.3	447.2	476.5	529.4	516.2	549.0
College of Communication	957.0	946.4	1,041.9	1,055.2	1,037.6	1,071.6
College of Motion Picture, TV, & Recording Arts	138.9	145.4	144.8	145.4	151.2	158.0
College of Music	872.6	894.3	921.9	962.2	986.0	981.5
School of Theatre*	366.2	350.6	310.8	308.7		
College of Visual Arts, Theatre & Dance	701.3	691.7	729.4	764.1	1,107.7	1,066.5
College of Engineering	409.6	458.1	546.3	562.4	587.9	606.4
College of Medicine	0.0	4.2	2.9	7.3	11.8	17.9
University Totals	24,263.5	25,210.9	25,635.8	26,326.0	26,891.5	27,694.8

* The School of Theatre was absorbed by the College of Visual Arts & Dance in summer 2005.

Source: Final Student Data Course Files, State Fundable Student Credit Hours Report, All campus





Headcount Summaries by Major



	FALL 2006						FALL 2007					
	<u>L</u>	<u>U</u>	<u>B</u>	<u>A</u>	<u>Total</u>	<u>%</u>	<u>L</u>	<u>U</u>	<u>B</u>	<u>A</u>	<u>Total</u>	<u>%</u>
College of Arts & Sciences												
American & Florida Studies*	6	13	10	0	29							
Anthropology	42	86	34	17	179		47	96	15	18	176	
Biological Science	1,259	827	38	67	2,191		1,295	871	38	75	2,279	
Chemical Physics	0	0	1	1	2		0	0	2	1	3	
Chemistry and Biochemistry	186	228	46	102	562		168	233	50	107	558	
Classics	16	52	40	5	113		32	46	42	6	126	
Computational Science							0	0	13	6	19	
Computer Science	83	198	81	37	399		80	172	77	44	373	
English	504	932	95	102	1,633		499	1,010	91	111	1,711	
Geological Sciences	8	27	17	18	70		9	17	18	17	61	
Geophysical Fluid Dynamics	0	0	0	8	8		0	0	0	8	8	
History	139	306	62	65	572		145	310	55	65	575	
History & Philosophy of Science	0	0	1	0	1		0	0	7	0	7	
Humanities	35	152	40	62	289		31	181	47	69	328	
Latin Am. & Carib. Studies	6	3	0	0	9		2	7	0	0	9	
Mathematics	87	128	55	67	337		93	149	57	63	362	
Meteorology	102	91	58	30	281		96	91	56	27	270	
Modern Languages	38	109	27	37	211		42	94	30	31	197	
Molecular Biophysics	0	0	4	19	23		0	0	4	17	21	
Oceanography	0	0	22	23	45		0	0	27	21	48	
Philosophy	50	83	21	25	179		43	87	13	30	173	
Physics	55	60	35	92	242		63	60	41	96	260	
Psychology	544	825	76	84	1,529		582	766	57	104	1,509	
Religion	23	50	17	39	129		29	70	21	31	151	
Sec. Science/Math Teaching	1	7	0	0	8		6	7	0	0	13	
Science Teaching	0	0	4	0	4		0	0	3	0	3	
Statistics	3	10	17	31	61		7	12	19	34	72	
Arts & Sciences Totals	3,187	4,187	808	931	9,113	22.5%	3,269	4,279	783	981	9,312	22.7%
College of Business												
Accounting	17	511	64	0	592		22	530	86	0	638	
Business Administration	0	158	355	88	601		1	96	388	73	558	
Finance	39	633	0	0	672		51	720	0	0	771	
Hospitality Administration	11	205	0	0	216		16	211	0	0	227	
Mgmt. Information Systems	4	93	17	0	114		0	74	32	0	106	
Management	25	315	46	0	386		17	372	42	0	431	
Marketing	20	406	0	0	426		27	416	0	0	443	
Multi-Nat'l Business Operations	6	152	0	0	158		9	155	0	0	164	
Risk Mgmt/Insurance, Real Estate and Business Law	6	252	0	0	258		16	242	0	0	258	
Business, NFA	2,438	225	0	0	2,663		2,485	227	0	0	2,712	
Business Totals	2,566	2,950	482	88	6,086	15.0%	2,644	3,043	548	73	6,308	15.4%
College of Human Sciences												
Family & Child Sciences	63	223	20	27	333		74	302	12	28	416	
Family & Consumer Sciences Ed.	2	5	0	1	8		3	3	0	0	6	
Marriage & the Family, Interdept.	0	0	0	32	32		0	0	0	27	27	
Nutrit., Food & Exer. Science	655	954	51	24	1,684		640	977	64	27	1,708	
Textile & Consumer Sciences	348	699	19	12	1,078		325	660	22	10	1,017	
Human Sciences Totals	1,068	1,881	90	96	3,135	7.8%	1,042	1,942	98	92	3,174	7.7%

KEY: L – Lower; U – Upper; B – Beginning Graduate; A – Advanced Graduate; NFA – Not Formally Admitted

*American & Florida Studies moved to the Department of Humanities in April 2007.





Headcount Summaries by Major



	FALL 2006						FALL 2007					
	<u>L</u>	<u>U</u>	<u>B</u>	<u>A</u>	<u>Total</u>	<u>%</u>	<u>L</u>	<u>U</u>	<u>B</u>	<u>A</u>	<u>Total</u>	<u>%</u>
College of Education												
Ed. Leadership & Policy Studies	0	0	119	116	235		0	0	129	117	246	
Ed. Psych. & Learning Systems	0	0	186	152	338		0	0	174	170	344	
Middle & Secondary Education	2	234	122	70	428		0	234	135	62	431	
Childhood Education, Reading and Disability Services	8	512	217	60	797		6	529	213	57	805	
Sport Management, Recreation Mgmt. & Physical Education	11	336	132	46	525		10	383	146	46	585	
Education, NFA & Mapping	<u>761</u>	<u>312</u>	<u>0</u>	<u>0</u>	<u>1,073</u>		<u>661</u>	<u>288</u>	<u>0</u>	<u>0</u>	<u>949</u>	
Education Totals	782	1,394	776	444	3,396	8.4%	677	1,434	797	452	3,360	8.2%
College of Information	75	277	712	75	1,139	2.8%	74	286	708	76	1,144	2.8%
College of Nursing												
Nursing	11	350	88	0	449		15	386	76	0	477	
Nursing, NFA & Mapping	<u>343</u>	<u>126</u>	<u>0</u>	<u>0</u>	<u>469</u>		<u>354</u>	<u>74</u>	<u>0</u>	<u>0</u>	<u>428</u>	
Nursing Totals	354	476	88	0	918	2.3%	369	460	76	0	905	2.2%
College of Criminology & Criminal Justice	385	896	87	39	1,407	3.5%	367	863	103	45	1,378	3.4%
College of Law	0	0	758	0	758	1.9%	0	0	766	0	766	1.9%
College of Social Sciences												
African American Studies	0	1	0	0	1		1	1	0	0	2	
Aging Studies	0	0	2	0	2		0	0	0	0	0	
Asian Studies	13	19	6	0	38		18	21	10	0	49	
Demography	0	0	5	0	5		0	0	7	0	7	
Economics (includes NFA)	73	309	31	25	438		77	324	43	27	471	
Geography	42	162	40	30	274		49	181	46	36	312	
Health Policy Research	0	0	2	0	2		0	0	1	0	1	
Public Health	0	0	32	0	32		0	0	36	0	36	
International Affairs	291	524	93	0	908		317	600	80	0	997	
Political Science	538	741	63	30	1,372		461	763	62	28	1,314	
School of Public Admin./Policy	0	0	95	55	150		0	0	99	62	161	
Public Admin/Urban & Reg.	0	0	13	0	13		0	0	11	0	11	
Russian & E. European Studies	4	4	5	0	13		5	2	4	0	11	
Social Science	83	607	10	0	700		141	657	12	0	810	
Sociology	47	244	23	37	351		48	275	20	37	380	
Urban & Regional Planning	<u>0</u>	<u>0</u>	<u>69</u>	<u>17</u>	<u>86</u>		<u>0</u>	<u>0</u>	<u>93</u>	<u>14</u>	<u>107</u>	
Social Sciences Totals	1,091	2,611	489	194	4,385	10.8%	1,117	2,824	524	204	4,669	11.4%
College of Social Work	78	306	374	34	792	2.0%	66	253	400	32	751	1.8%
College of Communication												
Communication	52	538	140	37	767		65	549	178	36	828	
Communication Disorders	14	114	76	24	228		14	121	96	25	256	
Communication, NFA	<u>667</u>	<u>8</u>	<u>0</u>	<u>0</u>	<u>675</u>		<u>648</u>	<u>20</u>	<u>0</u>	<u>0</u>	<u>668</u>	
Communication Totals	733	660	216	61	1,670	4.1%	727	690	274	61	1,752	4.3%
College of Motion Picture, TV & Recording Arts												
Motion Pic., TV & Rec. Arts	40	68	70	0	178		39	68	73	0	180	
Mot. Pic., TV & Rec. Arts NFA	<u>0</u>	<u>0</u>	<u>0</u>	<u>0</u>	<u>0</u>		<u>1</u>	<u>0</u>	<u>0</u>	<u>0</u>	<u>1</u>	
Motion Pic., TV & RA Totals	40	68	70	0	178	0.4%	40	68	73	0	181	0.4%

KEY: L – Lower; U – Upper; B – Beginning Graduate; A – Advanced Graduate; NFA – Not Formally Admitted





Headcount Summaries by Major

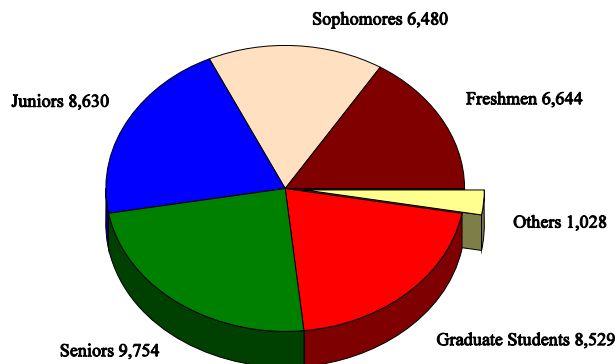
	FALL 2006						FALL 2007					
	<u>L</u>	<u>U</u>	<u>B</u>	<u>A</u>	<u>Total</u>	<u>%</u>	<u>L</u>	<u>U</u>	<u>B</u>	<u>A</u>	<u>Total</u>	<u>%</u>
College of Music												
Music	259	276	234	173	942		207	288	227	187	909	
Music, Liberal Studies	64	137	0	0	201		59	143	0	0	202	
Music, NFA	10	0	0	0	10		61	12	0	0	73	
Music Totals	333	413	234	173	1,153	2.9%	327	443	227	187	1,184	2.9%
College of Visual Arts, Theatre & Dance												
Art (includes NFA)	201	362	24	0	587		222	391	33	0	646	
Art Education	27	31	45	43	146		14	34	49	39	136	
Art History	38	78	29	20	165		63	91	30	18	202	
Dance (includes NFA)	31	35	34	0	100		39	42	37	0	118	
Theatre (includes NFA)	168	183	81	13	445		136	188	90	11	425	
Interior Design (includes NFA)	135	169	37	0	341		109	157	36	0	302	
Vis. Arts, Th. & Dance Totals	600	858	250	76	1,784	4.4%	583	903	275	68	1,829	4.4%
College of Engineering												
Chemical & Biomedical Eng.	1	78	9	11	99		6	73	8	10	97	
Civil & Environmental Eng.	13	206	37	12	268		11	217	31	8	267	
Electrical & Computer Eng.	5	162	26	31	224		1	145	24	35	205	
Industrial & Manufacturing Eng.	1	63	30	18	112		1	41	34	16	92	
Mechanical Engineering	7	167	32	26	232		5	186	41	25	257	
Engineering, NFA	581	200	0	0	781		617	204	0	0	821	
Engineering Totals	608	876	134	98	1,716	4.2%	641	866	138	94	1,739	4.2%
College of Medicine												
Medicine	0	0	284	0	284		0	0	356	0	356	
Health Sciences Interdisc.	0	0	13	0	13		0	0	18	0	18	
Medicine Totals	0	0	297	0	297	0.7%	0	0	374	0	374	0.9%
Undecided	1,275	30	0	0	1,305	3.2%	1,181	30	0	0	1,211	2.9%
Total Degree Seeking	13,175	17,883	5,865	2,309	39,232	96.9%	13,124	18,384	6,164	2,365	40,037	97.5%
<i>Non-degree seeking</i>	<i>0</i>	<i>0</i>	<i>0</i>	<i>0</i>	<i>1,242</i>	<i>3.1%</i>	<i>0</i>	<i>0</i>	<i>0</i>	<i>0</i>	<i>1,028</i>	<i>2.5%</i>
UNIVERSITY TOTALS	13,175	17,883	5,865	2,309	40,474	100.0%	13,124	18,384	6,164	2,365	41,065	100.0%

KEY: L – Lower; U – Upper; B – Beginning Graduate; A – Advanced Graduate; NFA – Not Formally Admitted

Source: Fall (Preliminary) Student Data Course File

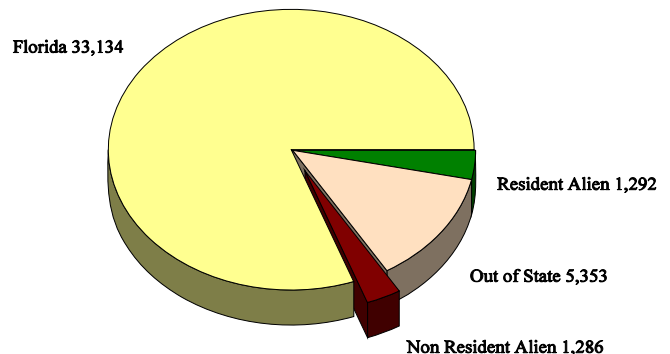
Headcount by Level

Fall 2007



Headcount by Residence

Fall 2007



Headcount Summaries by College, Fall Semesters



	<u>Fall 2002</u>	<u>Fall 2003</u>	<u>Fall 2004</u>	<u>Fall 2005</u>	<u>Fall 2006</u>	<u>Fall 2007</u>	<u>% Change 2002 to 2007</u>
College of Arts & Sciences							
Lower	2,663	2,550	2,542	2,955	3,187	3,269	22.8%
Upper	3,235	3,459	3,698	3,913	4,187	4,279	32.3%
Beginning Graduate	775	799	858	861	808	783	1.0%
Advanced Graduate	<u>737</u>	<u>795</u>	<u>827</u>	<u>900</u>	<u>931</u>	<u>981</u>	33.1%
Total	7,410	7,603	7,925	8,629	9,113	9,312	25.7%
College of Business							
Lower	2,506	2,622	2,793	2,659	2,566	2,644	5.5%
Upper	3,252	3,208	3,107	3,086	2,950	3,043	-6.4%
Beginning Graduate	240	242	324	391	482	548	128.3%
Advanced Graduate	<u>67</u>	<u>78</u>	<u>78</u>	<u>81</u>	<u>88</u>	<u>73</u>	9.0%
Total	6,065	6,150	6,302	6,217	6,086	6,308	4.0%
College of Communication							
Lower	846	839	827	846	733	727	-14.1%
Upper	718	762	772	677	660	690	-3.9%
Beginning Graduate	174	195	205	205	216	274	57.5%
Advanced Graduate	<u>42</u>	<u>54</u>	<u>54</u>	<u>58</u>	<u>61</u>	<u>61</u>	45.2%
Total	1,780	1,850	1,858	1,786	1,670	1,752	-1.6%
College of Criminology & Criminal Justice							
Lower	500	552	537	462	385	367	-26.6%
Upper	782	819	863	826	896	863	10.4%
Beginning Graduate	54	67	90	94	87	103	90.7%
Advanced Graduate	<u>38</u>	<u>40</u>	<u>39</u>	<u>38</u>	<u>39</u>	<u>45</u>	18.4%
Total	1,374	1,478	1,529	1,420	1,407	1,378	0.3%
College of Education							
Lower	640	624	669	736	782	677	5.8%
Upper	1,214	1,190	1,176	1,260	1,394	1,434	18.1%
Beginning Graduate	680	616	692	793	776	797	17.2%
Advanced Graduate	<u>471</u>	<u>440</u>	<u>461</u>	<u>472</u>	<u>444</u>	<u>452</u>	-4.0%
Total	3,005	2,870	2,998	3,261	3,396	3,360	11.8%
College of Engineering							
Lower	605	602	558	606	608	641	6.0%
Upper	661	775	866	862	876	866	31.0%
Beginning Graduate	147	140	116	131	134	138	-6.1%
Advanced Graduate	<u>68</u>	<u>105</u>	<u>112</u>	<u>102</u>	<u>98</u>	<u>94</u>	38.2%
Total	1,481	1,622	1,652	1,701	1,716	1,739	17.4%
College of Human Sciences							
Lower	648	809	1,001	1,108	1,068	1,042	60.8%
Upper	1,353	1,471	1,719	1,843	1,881	1,942	43.5%
Beginning Graduate	77	85	78	84	90	98	27.3%
Advanced Graduate	<u>89</u>	<u>95</u>	<u>89</u>	<u>90</u>	<u>96</u>	<u>92</u>	3.4%
Total	2,167	2,460	2,887	3,125	3,135	3,174	46.5%
College of Information							
Lower	68	71	47	43	75	74	8.8%
Upper	622	533	433	295	277	286	-54.0%
Beginning Graduate	508	468	593	660	712	708	39.4%
Advanced Graduate	<u>77</u>	<u>81</u>	<u>77</u>	<u>79</u>	<u>75</u>	<u>76</u>	-1.3%
Total	1,275	1,153	1,150	1,077	1,139	1,144	-10.3%
College of Law							
Beginning Graduate	<u>750</u>	<u>735</u>	<u>740</u>	<u>764</u>	<u>758</u>	<u>766</u>	2.1%
Total	750	735	740	764	758	766	2.1%
College of Medicine							
Beginning Graduate	<u>69</u>	<u>115</u>	<u>177</u>	<u>229</u>	<u>297</u>	<u>374</u>	442.0%
Total	69	115	177	229	297	374	442.0%





Headcount Summaries by College, Fall Semesters



	<u>Fall 2002</u>	<u>Fall 2003</u>	<u>Fall 2004</u>	<u>Fall 2005</u>	<u>Fall 2006</u>	<u>Fall 2007</u>	<u>% Change 2002 to 2007</u>
College of Motion Picture, TV & Recording Arts							
Lower	126	91	96	82	40	40	-68.3%
Upper	65	68	68	65	68	68	4.6%
Beginning Graduate	48	46	57	66	70	73	52.1%
Total	239	205	221	213	178	181	-24.3%
College of Music							
Lower	329	324	342	379	333	327	-0.6%
Upper	366	368	379	386	413	443	21.0%
Beginning Graduate	210	253	253	232	234	227	8.1%
Advanced Graduate	154	163	178	168	173	187	21.4%
Total	1,059	1,108	1,152	1,165	1,153	1,184	11.8%
College of Nursing							
Lower	337	440	483	435	354	369	9.5%
Upper	424	459	499	473	476	460	8.5%
Beginning Graduate	41	47	45	53	88	76	85.4%
Total	802	946	1,027	961	918	905	12.8%
College of Social Sciences							
Lower	705	783	795	937	1,091	1,117	58.4%
Upper	2,008	2,081	2,215	2,401	2,611	2,824	40.6%
Beginning Graduate	366	397	428	459	489	524	43.2%
Advanced Graduate	146	159	174	182	194	204	39.7%
Total	3,225	3,420	3,612	3,979	4,385	4,669	44.8%
College of Social Work							
Lower	51	60	73	75	78	66	29.4%
Upper	262	273	277	290	306	253	-3.4%
Beginning Graduate	280	298	336	362	374	400	42.9%
Advanced Graduate	37	42	41	38	34	32	-13.5%
Total	630	673	727	765	792	751	19.2%
School of Theatre (merged with Visual Arts & Dance in summer 2005)							
Lower	197	168	202				N/A
Upper	179	199	196				N/A
Beginning Graduate	74	87	87				N/A
Advanced Graduate	10	14	17				N/A
Total	460	468	502				N/A
College of Visual Arts, Theatre & Dance							
Lower	357	370	400	602	600	583	63.3%
Upper	571	582	576	776	858	903	58.1%
Beginning Graduate	108	123	160	252	250	275	154.6%
Advanced Graduate	68	72	70	82	76	68	0.0%
Total	1,104	1,147	1,206	1,712	1,784	1,829	65.7%
Special/Undecided							
Lower	2,406	2,131	1,789	1,316	1,275	1,181	-50.9%
Upper	44	14	17	24	30	30	-31.8%
Total	2,450	2,145	1,806	1,340	1,305	1,211	-50.6%
Unclassified							
Unclassified	1,338	1,180	1,415	1,308	1,242	1,028	-23.2%
Total	1,338	1,180	1,415	1,308	1,242	1,028	-23.2%
University Totals							
Lower	12,984	13,036	13,154	13,241	13,175	13,124	1.1%
Upper	15,756	16,261	16,861	17,177	17,883	18,384	16.7%
Beginning Graduate	4,601	4,713	5,239	5,636	5,865	6,164	34.0%
Advanced Graduate	2,004	2,138	2,217	2,290	2,309	2,365	18.0%
Unclassified	1,338	1,180	1,415	1,308	1,242	1,028	-23.2%
Total	36,683	37,328	38,886	39,652	40,474	41,065	11.9%

Source: Fall (Preliminary) Student Data Course Files






Degrees Awarded by Program: 2006-07 (Summer, Fall, Spring)



<u>CIP Code - Degree Program</u>	<u>Bachelor</u>	<u>Masters</u>	<u>Doctorate</u>	<u>Specialist</u>	<u>JD</u>	<u>MD</u>	<u>Total</u>	<u>Percent</u>
College of Arts & Sciences								
050102 - American & Florida Studies	1	0	0	0	0	0	1	
050107 - Latin-American & Caribbean Studies	4	0	0	0	0	0	4	
050108 - Middle Eastern Studies	8	0	0	0	0	0	8	
050124 - French and Francophone Studies	2	0	0	0	0	0	2	
050126 - Italian Studies	0	3	0	0	0	0	3	
110101 - Computer & Information Science	56	34	7	0	0	0	97	
131395 - Secondary Science and/or Math Teaching	3	1	0	0	0	0	4	
160400 - Slavic	0	2	0	0	0	0	2	
160402 - Russian	6	0	0	0	0	0	6	
160501 - German	6	2	0	0	0	0	8	
160901 - French	6	2	5	0	0	0	13	
160902 - Italian	1	0	0	0	0	0	1	
160905 - Spanish	26	7	5	0	0	0	38	
161200 - Classics	21	14	2	0	0	0	37	
161203 - Latin	2	1	0	0	0	0	3	
230101 - English	356	24	18	0	0	0	398	
230501 - Creative Writing	0	1	0	0	0	0	1	
240103 - Humanities	52	15	6	0	0	0	73	
260101 - Biological Sciences	203	4	9	0	0	0	216	
260202 - Biochemistry	45	0	0	0	0	0	45	
260206 - Molecular Biophysics	0	0	8	0	0	0	8	
261102 - Biostatistics	0	3	0	0	0	0	3	
261302 - Aquatic Environmental Science	0	2	0	0	0	0	2	
270101 - Mathematics	15	36	9	0	0	0	60	
270501 - Statistics	2	6	6	0	0	0	14	
302401 - Neuroscience	0	0	3	0	0	0	3	
380101 - Philosophy	31	10	4	0	0	0	45	
380201 - Religion	28	9	4	0	0	0	41	
400401 - Meteorology	38	16	4	0	0	0	58	
400501 - Chemistry	19	9	17	0	0	0	45	
400508 - Chemical Physics	0	1	0	0	0	0	1	
400599 - Chemical Science	16	0	0	0	0	0	16	
400601 - Geological Sciences	8	2	4	0	0	0	14	
400607 - Oceanography	0	6	5	0	0	0	11	
400801 - Physics	16	19	12	0	0	0	47	
400899 - Physics, Interdisciplinary	6	0	0	0	0	0	6	
409999 - Geophysical Fluid Dynamics	0	0	1	0	0	0	1	
420101 - Psychology	375	37	11	0	0	0	423	
450201 - Anthropology	33	11	4	0	0	0	48	
521304 - Actuarial Science	11	0	0	0	0	0	11	
540101 - History	100	18	6	0	0	0	124	
College of Arts & Sciences Totals	1,496	295	150	0	0	0	1,941	19.7%
College of Business								
520101 - Business Administration	77	131	19	0	0	0	227	
520201 - Management	172	20	0	0	0	0	192	
520301 - Accounting	197	49	0	0	0	0	246	
520801 - Finance	370	0	0	0	0	0	370	
520901 - Hospitality Administration	90	0	0	0	0	0	90	
521101 - Multinational Business	88	0	0	0	0	0	88	
521201 - Management Information Systems	51	6	0	0	0	0	57	
521401 - Marketing	236	0	0	0	0	0	236	
521501 - Real Estate	91	0	0	0	0	0	91	
521701 - Risk Management - Insurance	28	0	0	0	0	0	28	
College of Business Totals	1,400	206	19	0	0	0	1,625	16.5%





Degrees Awarded by Program: 2006-07 (Summer, Fall, Spring)



CIP Code - Degree Program	Bachelor	Masters	Doctorate	Specialist	JD	MD	Total	Percent
College of Communication								
090199 - Communication	276	69	9	0	0	0	354	
510204 - Communication Sciences & Disorders	<u>51</u>	<u>28</u>	<u>2</u>	<u>0</u>	<u>0</u>	<u>0</u>	<u>81</u>	
College of Communication Totals	327	97	11	0	0	0	435	4.4%
430104 - College of Criminology & Criminal Justice	391	33	3	0	0	0	427	4.3%
College of Education								
130401 - Educational Leadership/Administration	0	42	3	1	0	0	46	
130406 - Higher Education	0	25	7	0	0	0	32	
130501 - Instructional Systems	0	36	2	1	0	0	39	
130603 - Measurement & Statistics	0	6	2	0	0	0	8	
130901 - Foundations of Education	0	1	2	0	0	0	3	
131001 - Special Education	0	0	1	1	0	0	2	
131009 - Visual Disabilities	15	5	0	0	0	0	20	
131011 - Emotional Disturbances/Learning Disabilities	17	39	0	0	0	0	56	
131101 - Counseling & Human Systems	0	35	5	36	0	0	76	
131201 - Adult Education	0	9	0	0	0	0	9	
131202 - Elementary Education	171	12	0	0	0	0	183	
131210 - Early Childhood Education	30	11	2	0	0	0	43	
131305 - English Education	38	14	0	0	0	0	52	
131306 - Multilingual/Multicultural Education	1	2	2	1	0	0	6	
131307 - Health Education	23	2	0	0	0	0	25	
131311 - Mathematics Education	24	17	5	3	0	0	49	
131314 - Physical Education	73	40	3	1	0	0	117	
131315 - Reading Education	0	29	0	7	0	0	36	
131316 - Science Education	4	6	3	0	0	0	13	
131317 - Social Science Education	43	5	1	0	0	0	49	
310301 - Recreation & Leisure Services Administration	60	9	0	0	0	0	69	
421801 - Educational Psychology	0	3	1	0	0	0	4	
512310 - Rehabilitation Counseling	<u>15</u>	<u>2</u>	<u>0</u>	<u>0</u>	<u>0</u>	<u>0</u>	<u>17</u>	
College of Education Totals	514	350	39	51	0	0	954	9.7%
College of Engineering								
140701 - Chemical Engineering	12	2	2	0	0	0	16	
140801 - Civil Engineering	77	12	4	0	0	0	93	
140901 - Computer Engineering	17	0	0	0	0	0	17	
141001 - Electrical Engineering	51	5	4	0	0	0	60	
141901 - Mechanical Engineering	46	15	8	0	0	0	69	
143501 - Industrial Engineering	<u>27</u>	<u>8</u>	<u>6</u>	<u>0</u>	<u>0</u>	<u>0</u>	<u>41</u>	
College of Engineering Totals	230	42	24	0	0	0	296	3.0%
College of Human Sciences								
190101 - Human Sciences	245	0	8	0	0	0	253	
190701 - Family, Child & Consumer Sciences	195	8	0	0	0	0	203	
190901 - Clothing, Textiles & Merchandising	253	15	0	0	0	0	268	
310505 - Movement Science	0	2	2	0	0	0	4	
511505 - Marriage and the Family	0	0	2	0	0	0	2	
513101 - Food & Nutrition	<u>38</u>	<u>17</u>	<u>0</u>	<u>0</u>	<u>0</u>	<u>0</u>	<u>55</u>	
College of Human Sciences Totals	731	42	12	0	0	0	785	8.0%
College of Information								
110103 - Information Technology	110	0	0	0	0	0	110	
250101 - Library & Information Studies	<u>0</u>	<u>250</u>	<u>3</u>	<u>3</u>	<u>0</u>	<u>0</u>	<u>256</u>	
College of Information Totals	110	250	3	3	0	0	366	3.7%



Degrees Awarded by Program: 2006-07 (Summer, Fall, Spring)



<u>CIP Code - Degree Program</u>	<u>Bachelor</u>	<u>Masters</u>	<u>Doctorate</u>	<u>Specialist</u>	<u>JD</u>	<u>MD</u>	<u>Total</u>	<u>Percent</u>
College of Law								
220101 - Law	0	0	0	0	233	0	233	
220202 - American Law for Foreign Lawyers	0	1	0	0	0	0	1	
College of Law Totals	0	1	0	0	233	0	234	2.4%
511201 - College of Medicine	0	0	0	0	0	48	48	0.5%
500602 - College of Motion Picture, Television & Recording Arts	31	27	0	0	0	0	58	0.6%
College of Music								
131312 - Music Education	38	25	12	0	0	0	75	
500704 - Arts Administration	0	10	0	0	0	0	10	
500901 - Music (Liberal Arts)	62	0	0	0	0	0	62	
500903 - Music Performance	27	49	19	0	0	0	95	
500904 - Music Composition	6	14	5	0	0	0	25	
500905 - Musicology	0	6	1	0	0	0	7	
500908 - Opera Production	0	4	0	0	0	0	4	
512305 - Music Therapy	5	6	0	0	0	0	11	
College of Music Totals	138	114	37	0	0	0	289	2.9%
511601 - College of Nursing	171	22	0	0	0	0	193	2.0%
College of Social Sciences								
040301 - Urban & Regional Planning	0	31	1	0	0	0	32	
050103 - Asian Studies	5	1	0	0	0	0	6	
050105 - Russian & East European Studies	4	2	0	0	0	0	6	
301101 - Aging Studies	0	1	0	0	0	0	1	
440401 - Public Administration	0	35	10	0	0	0	45	
450101 - Social Science	252	5	0	0	0	0	257	
450501 - Demography	0	4	0	0	0	0	4	
450601 - Economics	179	19	3	0	0	0	201	
450701 - Geography	79	18	5	0	0	0	102	
450901 - International Affairs	236	53	0	0	0	0	289	
451001 - Political Science	318	43	6	0	0	0	367	
451101 - Sociology	114	12	8	0	0	0	134	
512201 - Public Health	0	15	0	0	0	0	15	
519999 - Health Policy Research	0	1	0	0	0	0	1	
College of Social Sciences Totals	1,187	240	33	0	0	0	1,460	14.8%
440701 - College of Social Work	132	179	5	0	0	0	316	3.2%
College of Visual Arts, Theatre & Dance								
131302 - Art Education	10	13	10	0	0	0	33	
500704 - Arts Administration	0	7	0	0	0	0	7	
500301 - Dance	15	11	0	0	0	0	26	
500408 - Interior Design	83	12	0	0	0	0	95	
500409 - Graphic Design	2	0	0	0	0	0	2	
500501 - Theatre	73	29	2	0	0	0	104	
500702 - Studio Art	115	5	0	0	0	0	120	
500703 - History & Criticism of Art	33	14	2	0	0	0	49	
School of Visual Arts, Theatre & Dance Totals	331	91	14	0	0	0	436	4.4%
University Totals	7,189	1,989	350	54	233	48	9,863	100.0%

Source: Fall (Final) Student Data Course Files (Summer 2006, Fall 2006, & Spring 2007)





Degrees Awarded by School/College by Year (Summer, Fall, Spring)



	<u>2001-02</u>	<u>2002-03</u>	<u>2003-04</u>	<u>2004-05</u>	<u>2005-06</u>	<u>2006-07</u>	<u>6 Year Change</u>
College of Arts & Sciences							
Baccalaureate Degree	1,098	1,187	1,237	1,325	1,422	1,496	36.2%
Master's Degree	212	250	247	303	322	295	39.2%
Doctoral Degree	<u>95</u>	<u>114</u>	<u>103</u>	<u>94</u>	<u>130</u>	<u>150</u>	57.9%
Total	1,405	1,551	1,587	1,722	1,874	1,941	38.1%
College of Business							
Baccalaureate Degree	1,341	1,445	1,468	1,433	1,441	1,400	4.4%
Master's Degree	118	150	139	163	156	206	74.6%
Doctoral Degree	<u>7</u>	<u>10</u>	<u>11</u>	<u>17</u>	<u>7</u>	<u>19</u>	171.4%
Total	1,466	1,605	1,618	1,613	1,604	1,625	10.8%
College of Communication							
Baccalaureate Degree	405	319	352	375	358	327	-19.3%
Master's Degree	73	97	64	84	114	97	32.9%
Doctoral Degree	<u>8</u>	<u>7</u>	<u>7</u>	<u>7</u>	<u>7</u>	<u>11</u>	37.5%
Total	486	423	423	466	479	435	-10.5%
College of Criminology & Criminal Justice							
Baccalaureate Degree	353	339	365	383	392	391	10.8%
Master's Degree	16	17	29	27	29	33	106.3%
Doctoral Degree	<u>4</u>	<u>2</u>	<u>0</u>	<u>6</u>	<u>4</u>	<u>3</u>	-25.0%
Total	373	358	394	416	425	427	14.5%
College of Education							
Baccalaureate Degree	482	516	517	512	425	514	6.6%
Master's Degree	490	384	320	295	347	350	-28.6%
Specialist Degree	87	48	43	34	46	51	-41.4%
Doctoral Degree	<u>54</u>	<u>62</u>	<u>67</u>	<u>63</u>	<u>74</u>	<u>39</u>	-27.8%
Total	1,113	1,010	947	904	892	954	-14.3%
College of Engineering							
Baccalaureate Degree	147	139	187	221	240	230	56.5%
Master's Degree	46	44	65	51	43	42	-8.7%
Doctoral Degree	<u>8</u>	<u>7</u>	<u>10</u>	<u>17</u>	<u>17</u>	<u>24</u>	200.0%
Total	201	190	262	289	300	296	47.3%
College of Human Sciences							
Baccalaureate Degree	403	478	552	611	667	731	81.4%
Master's Degree	33	31	29	35	31	42	27.3%
Doctoral Degree	<u>12</u>	<u>6</u>	<u>10</u>	<u>9</u>	<u>12</u>	<u>12</u>	0.0%
Total	448	515	591	655	710	785	75.2%
College of Information							
Baccalaureate Degree	214	253	204	215	163	110	-48.6%
Master's Degree	155	169	161	144	177	250	61.3%
Specialist Degree	7	3	14	10	5	3	-57.1%
Doctoral Degree	<u>7</u>	<u>9</u>	<u>5</u>	<u>7</u>	<u>3</u>	<u>3</u>	-57.1%
Total	383	434	384	376	348	366	-4.4%
College of Law							
Master's Degree						1	N/A
Juris Doctorate Degree	<u>227</u>	<u>242</u>	<u>208</u>	<u>274</u>	<u>240</u>	<u>233</u>	2.6%
Total	227	242	208	274	240	234	3.1%



Degrees Awarded by School/College by Year (Summer, Fall, Spring)



	<u>2001-02</u>	<u>2002-03</u>	<u>2003-04</u>	<u>2004-05</u>	<u>2005-06</u>	<u>2006-07</u>	<u>6 Year Change</u>
College of Medicine							
Medical Doctorate Degree				27	36	48	N/A
College of Motion Picture, Television & Recording Arts							
Baccalaureate Degree	18	33	25	29	22	31	72.2%
Master's Degree	<u>22</u>	<u>22</u>	<u>25</u>	<u>22</u>	<u>24</u>	<u>27</u>	22.7%
Total	40	55	50	51	46	58	45.0%
College of Music							
Baccalaureate Degree	126	128	141	129	124	138	9.5%
Master's Degree	70	73	97	105	95	114	62.9%
Doctoral Degree	<u>32</u>	<u>35</u>	<u>26</u>	<u>28</u>	<u>25</u>	<u>37</u>	15.6%
Total	228	236	264	262	244	289	26.8%
College of Nursing							
Baccalaureate Degree	175	149	146	188	168	171	-2.3%
Master's Degree	<u>12</u>	<u>15</u>	<u>8</u>	<u>8</u>	<u>15</u>	<u>22</u>	83.3%
Total	187	164	154	204	183	193	3.2%
College of Social Sciences							
Baccalaureate Degree	741	922	939	987	1,064	1,187	60.2%
Master's Degree	137	156	180	210	207	240	75.2%
Doctoral Degree	<u>14</u>	<u>20</u>	<u>20</u>	<u>15</u>	<u>29</u>	<u>33</u>	135.7%
Total	892	1,098	1,139	1,212	1,300	1,460	63.7%
College of Social Work							
Baccalaureate Degree	112	121	124	126	123	132	17.9%
Master's Degree	96	129	102	153	153	179	86.5%
Doctoral Degree	<u>3</u>	<u>4</u>	<u>4</u>	<u>0</u>	<u>5</u>	<u>5</u>	66.7%
Total	211	254	230	279	281	316	49.8%
School of Theatre (Merged with Visual Arts & Dance in Summer 2005)							
Baccalaureate Degree	84	72	91	87			N/A
Master's Degree	26	16	28	27			N/A
Doctoral Degree	<u>1</u>	<u>1</u>	<u>1</u>	<u>2</u>			N/A
Total	111	89	120	116			N/A
College of Visual Arts, Theatre & Dance							
Baccalaureate Degree	213	234	230	235	329	331	55.4%
Master's Degree	47	40	42	46	108	91	93.6%
Doctoral Degree	<u>3</u>	<u>13</u>	<u>7</u>	<u>11</u>	<u>12</u>	<u>14</u>	366.7%
Total	263	287	279	292	449	436	65.8%
University Degree Totals							
Baccalaureate Degree	5,912	6,335	6,578	6,856	6,938	7,189	21.6%
Master's Degree	1,553	1,593	1,536	1,681	1,821	1,989	28.1%
Specialist Degree	94	51	57	44	51	54	-42.6%
Juris Doctorate Degree	227	242	208	274	240	233	2.6%
Medical Doctorate Degree				27	36	48	N/A
Doctoral Degree	<u>248</u>	<u>290</u>	<u>271</u>	<u>276</u>	<u>325</u>	<u>350</u>	41.1%
Total	8,034	8,511	8,650	9,158	9,411	9,863	22.8%

Source: Final Student Data Course Files





Enrollment History: Headcount by Level



Selected Fall Terms Since 1908

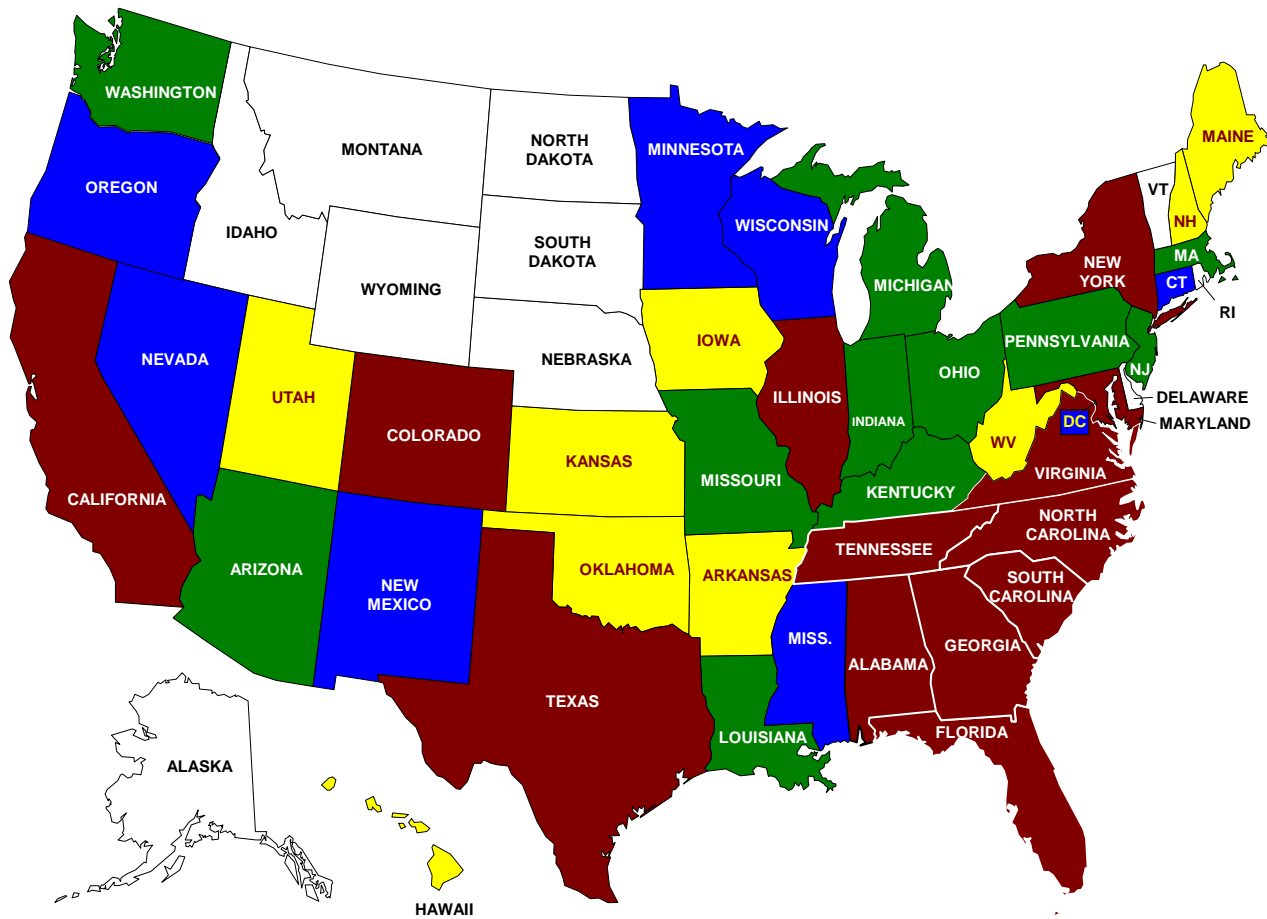
Year	Undergraduate	Graduate	Other	Total	Year	Undergraduate	Graduate	Other	Total
1908	64	5	188	257	1958	6,195	1,080	240	7,515
1909	64	0	209	273	1959	6,714	1,194	271	8,179
1910	86	2	192	280	1960	7,365	1,335	319	9,019
1911	131	1	183	315	1961	7,985	1,432	418	9,835
1912	146	5	227	378	1962	8,466	1,577	348	10,391
1913	114	12	264	390	1963	9,020	1,669	372	11,061
1914	110	7	268	385	1964	9,760	2,008	367	12,135
1915	143	6	402	551	1965	10,576	2,177	447	13,200
1916	159	3	457	619	1966	11,395	2,558	366	14,319
1917	236	1	322	559	1967	11,817	3,167	218	15,202
1918	321	1	276	598	1968	12,443	3,611	249	16,303
1919	367	2	293	662	1969	13,054	3,679	287	17,020
1920	357	1	307	665	1970	12,863	3,813	316	16,992
1921	419	1	225	645	1971	13,729	3,905	733	18,367
1922	694	7	76	777	1972	14,367	4,009	784	19,160
1923	873	0	91	964	1973	14,935	3,940	1,515	20,390
1924	1,108	0	100	1,208	1974	15,314	4,123	1,600	21,037
1925	1,296	3	98	1,397	1975	15,685	4,171	1,808	21,664
1926	1,272	5	84	1,361	1976	15,859	4,101	1,644	21,604
1927	1,418	3	13	1,434	1977	15,350	4,137	1,412	20,899
1928	1,563	12	19	1,594	1978	15,182	4,241	1,628	21,051
1929	1,603	10	29	1,642	1979	15,593	4,151	1,717	21,461
1930	1,709	10	68	1,787	1980	16,653	4,314	1,457	22,424
1931	1,697	10	66	1,773	1981	16,972	4,286	1,105	22,363
1932	1,740	18	34	1,792	1982	16,554	4,222	1,244	22,020
1933	1,510	13	37	1,560	1983	15,871	4,071	1,123	21,065
1934	1,574	16	37	1,627	1984	16,035	4,105	1,180	21,320
1935	1,670	13	58	1,741	1985	16,151	4,191	1,416	21,758
1936	1,762	13	44	1,819	1986	17,071	4,319	1,748	23,138
1937					1987	18,062	4,352	1,577	23,991
1938	1,739	27	51	1,817	1988	19,851	4,759	1,415	26,025
1942					1989	21,300	5,182	1,595	28,077
1940	1,908	19	42	1,969	1990	21,341	5,424	1,562	28,327
1941					1991	21,300	5,512	1,795	28,607
1942	1,786	13	47	1,846	1992	21,116	5,758	1,638	28,512
1943					1993	21,318	5,715	1,636	28,669
1944	2,177	20	68	2,265	1994	22,202	5,649	1,779	29,630
1945					1995	22,554	5,856	1,858	30,268
1946	2,528	19	36	2,583	1996	22,408	5,929	1,927	30,264
1947*	3,870	104	41	4,015	1997	22,850	5,903	1,766	30,519
1948	4,738	305	100	5,143	1998	23,875	5,685	1,633	31,193
1949	5,014	515	80	5,609	1999	25,146	6,215	1,966	33,327
1950	4,537	779	165	5,481	2000	26,422	6,367	1,688	34,477
1951	4,532	778	166	5,476	2001	27,125	6,317	2,020	35,462
1952	3,825	874	150	4,849	2002	28,740	6,605	1,338	36,683
1953	3,899	847	282	5,028	2003	29,297	6,851	1,180	37,328
1954	4,578	819	253	5,650	2004	30,015	7,456	1,415	38,886
1955	5,304	819	292	6,415	2005	30,418	7,926	1,308	39,652
1956	5,838	861	283	6,982	2006	31,058	8,174	1,242	40,474
1957	6,037	888	278	7,203	2007	31,508	8,529	1,028	41,065

Source: Office of Institutional Research Internal Files (taken from FSCW catalogues and FSU Fact Books)

*FSU returned to a co-educational institution in 1947 after having been a women's college since 1905.



Residence of Alumni by State



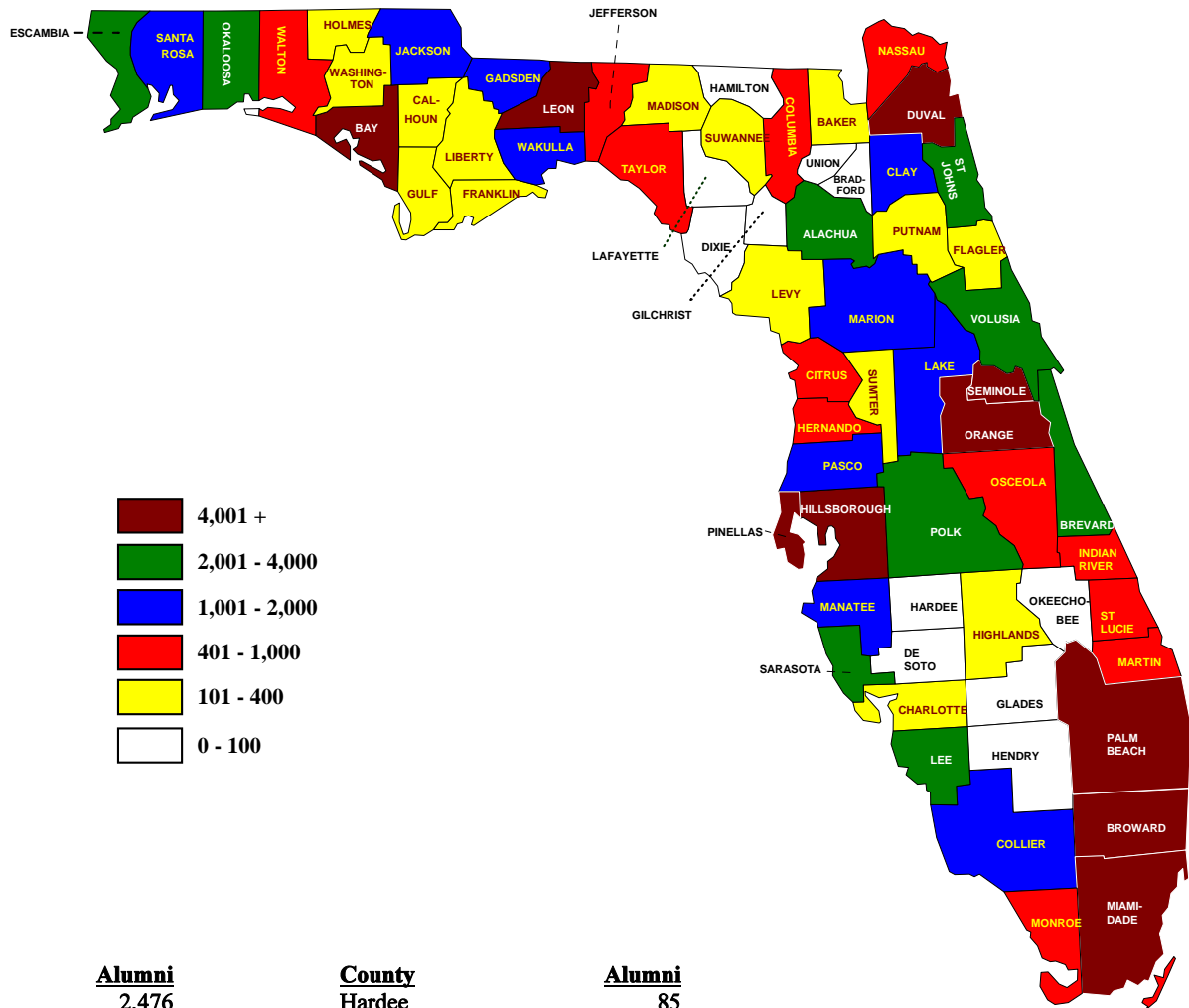
<u>State</u>	<u>Alumni</u>	<u>State</u>	<u>Alumni</u>	<u>State</u>	<u>Alumni</u>
Alabama	3,230	Maryland	2,857	South Carolina	2,658
Alaska	213	Massachusetts	1,733	South Dakota	99
Arizona	1,365	Michigan	1,213	Tennessee	3,248
Arkansas	494	Minnesota	703	Texas	6,279
California	6,960	Mississippi	846	Utah	370
Colorado	2,545	Missouri	1,023	Vermont	185
Connecticut	991	Montana	205	Virginia	6,056
Delaware	243	Nebraska	235	Washington	1,594
District of Columbia	673	Nevada	561	West Virginia	268
Florida	157,925	New Hampshire	375	Wisconsin	636
Georgia	18,369	New Jersey	1,972	Wyoming	106
Hawaii	375	New Mexico	524	Military APO/FPO	409
Idaho	195	New York	4,471	Puerto Rico	241
Illinois	2,595	North Carolina	7,055	U.S. Virgin Islands	66
Indiana	1,039	North Dakota	65	Foreign	1,758
Iowa	306	Ohio	1,840	Unknown	24,044
Kansas	457	Oklahoma	456	Deceased	15,940
Kentucky	1,004	Oregon	756	Total - All Alumni	293,862
Louisiana	1,284	Pennsylvania	2,183		
Maine	333	Rhode Island	231		

Source: Florida State University Alumni Association - February 2008





Residence of Alumni by Florida County



<u>County</u>	<u>Alumni</u>	<u>County</u>	<u>Alumni</u>
Alachua	2,476	Hardee	85
Baker	102	Hendry	92
Bay	4,654	Hernando	438
Bradford	98	Highlands	333
Brevard	3,641	Hillsborough	9,687
Broward	11,101	Holmes	244
Calhoun	345	Indian River	753
Charlotte	378	Jackson	1,072
Citrus	488	Jefferson	660
Clay	1,469	Lafayette	86
Collier	1,119	Lake	1,524
Columbia	456	Lee	2,163
Miami-Dade	9,941	Leon	34,831
DeSoto	58	Levy	159
Dixie	75	Liberty	221
Duval	9,275	Manatee	317
Escambia	2,577	Marion	1,898
Flagler	349	Martin	1,442
Franklin	265	Monroe	985
Gadsden	1,594	Nassau	522
Gilchrist	78	Okaloosa	436
Glades	28	Okeechobee	2,044
Gulf	272	Orange	94
Hamilton	72		8,875

<u>County</u>	<u>Alumni</u>
Osceola	619
Palm Beach	8,144
Pasco	1,511
Pinellas	7,559
Polk	2,720
Putnam	322
St. Johns	2,399
St. Lucie	837
Santa Rosa	1,222
Sarasota	2,314
Seminole	4,223
Sumter	185
Suwannee	392
Taylor	435
Union	49
Volusia	2,860
Wakulla	1,270
Walton	600
Washington	392
Total - Florida Residents	157,925

Source: Florida State University Alumni Association - February 2008



Panama City Campus Student Headcount Enrollment, Fall Semesters



The Panama City Campus of The Florida State University began operations in 1967 when three universities started offering courses to area students. The University of West Florida was assigned to administer the campus in 1971, and that administrative responsibility was transferred to The Florida State University in July, 1982. The Bay County Commission donated a 26-acre waterfront site for constructing new campus facilities to replace buildings loaned by the Bay County School Board and Gulf Coast Community College. Construction of the new campus facilities began in 1983, and the new buildings were ready for use during the 1987 Spring Semester.

Students on campus are served by a permanent faculty and staff of 55 people, plus additional faculty who travel on a regular basis from the Tallahassee campus. About 80 percent of the courses offered at the campus are taught by Tallahassee faculty, thus offering area students the same course structure, content, and expertise available to Tallahassee campus students.

Student Headcount Enrollment

Degree Program	Fall 2006						Fall 2007				
	<u>L</u>	<u>U</u>	<u>B</u>	<u>A</u>	<u>Total</u>		<u>L</u>	<u>U</u>	<u>B</u>	<u>A</u>	<u>Total</u>
College of Arts & Sciences											
Biological Science	0	1	0	0	1		0	0	0	0	0
Computer Science	0	9	5	0	14		0	9	12	0	21
Computer Science, NFA	0	8	0	0	8		0	1	0	0	1
English	0	0	0	0	0		0	1	0	0	1
Psychology	0	49	32	0	81		0	25	27	0	52
Psychology, NFA	<u>0</u>	<u>8</u>	<u>0</u>	<u>0</u>	<u>8</u>		<u>0</u>	<u>18</u>	<u>0</u>	<u>0</u>	<u>18</u>
Arts & Sciences Totals	0	75	37	0	112	10.4%	0	54	39	0	93
College of Business											
Accounting	0	40	0	0	40		0	52	0	0	52
Business Administration	0	113	23	0	136		0	95	24	0	119
Finance	0	1	0	0	1		0	3	0	0	3
Management	0	0	1	0	1		0	0	0	0	0
Management Information Systems	0	0	1	0	1		0	0	1	0	1
Multinational Business Operations	0	0	0	0	0		0	1	0	0	1
Business, NFA	<u>0</u>	<u>7</u>	<u>0</u>	<u>0</u>	<u>7</u>		<u>0</u>	<u>2</u>	<u>0</u>	<u>0</u>	<u>2</u>
Business Totals	0	161	25	0	186	17.3%	0	153	25	0	178
College of Education											
Educational Leadership & Policy	0	0	3	0	3		0	0	1	0	1
Childhood Education, Reading and Disability Services	0	149	32	9	190		0	162	35	4	201
Middle & Secondary Education	0	17	9	3	29		0	25	10	2	37
Sport Mgmt, Rec. Mgmt, Physical Ed.	0	0	0	0	0		0	0	2	0	2
Education, NFA	<u>0</u>	<u>2</u>	<u>0</u>	<u>0</u>	<u>2</u>		<u>0</u>	<u>0</u>	<u>0</u>	<u>0</u>	<u>0</u>
Education Totals	0	168	44	12	224	20.9%	0	187	48	6	241
College of Nursing											
Nursing	0	34	6	0	40		0	30	2	0	32
Nursing, NFA	<u>0</u>	<u>9</u>	<u>0</u>	<u>0</u>	<u>9</u>		<u>0</u>	<u>6</u>	<u>0</u>	<u>0</u>	<u>6</u>
Nursing Totals	0	43	6	0	49	4.6%	0	36	2	0	38
College of Communication											
Communication	0	73	12	0	85		0	66	19	0	85
Communication, NFA	<u>1</u>	<u>4</u>	<u>0</u>	<u>0</u>	<u>5</u>		<u>0</u>	<u>13</u>	<u>0</u>	<u>0</u>	<u>13</u>
Communication Totals	1	77	12	0	90	8.4%	0	79	19	0	98
College of Criminology & Criminal Justice											
Criminology	0	30	11	0	41		0	15	12	0	27
Criminology, NFA	<u>0</u>	<u>35</u>	<u>0</u>	<u>0</u>	<u>35</u>		<u>0</u>	<u>48</u>	<u>0</u>	<u>0</u>	<u>48</u>
Criminology Totals	0	65	11	0	76	7.1%	0	63	12	0	75





KEY: L – Lower; U – Upper; B – Beginning Graduate; A – Advanced Graduate; NFA – Not Formally Admitted

By County

By State

By Nation

Bulgaria	1
Canada	1
Egypt	1
India	1
Mexico	1
Pakistan	1
Russia	2
Spain	1
United States	967
Venezuela	1
Total	977



Panama City Campus Student Headcount Enrollment, Fall Semesters



By School/College	<u>2003</u>		<u>2004</u>		<u>2005</u>		<u>2006</u>		<u>2007</u>	
Arts & Sciences	101	10.2%	127	10.9%	125	11.1%	112	10.4%	93	9.5%
Business	185	18.8%	181	15.5%	197	17.4%	186	17.3%	178	18.2%
Communication	71	7.2%	75	6.4%	84	7.4%	90	8.4%	98	10.0%
Crim. & Criminal Justice	72	7.3%	103	8.8%	81	7.2%	76	7.1%	75	7.7%
Education	168	17.0%	220	18.9%	212	18.7%	224	20.9%	241	24.7%
Engineering	33	3.4%	54	4.6%	50	4.4%	64	6.0%	68	7.0%
Human Sciences	0	0.0%	0	0.0%	0	0.0%	1	0.1%	0	0.0%
Information	40	4.1%	42	3.6%	33	2.9%	26	2.4%	13	1.3%
Nursing	28	2.8%	48	4.1%	52	4.6%	49	4.6%	38	3.9%
Social Sciences	46	4.7%	60	5.2%	53	4.7%	55	5.1%	44	4.5%
Social Work	75	7.6%	77	6.6%	62	5.5%	54	5.0%	53	5.4%
Visual Arts & Dance	0	0.0%	0	0.0%	1	0.1%	0	0.0%	0	0.0%
Special/Undecided	<u>167</u>	<u>16.9%</u>	<u>180</u>	<u>15.4%</u>	<u>181</u>	<u>16.0%</u>	<u>136</u>	<u>12.7%</u>	<u>76</u>	<u>7.8%</u>
Total	986	100.0%	1,167	100.0%	1,131	100.0%	1,073	100.0%	977	100.0%

By Gender	<u>2003</u>		<u>2004</u>		<u>2005</u>		<u>2006</u>		<u>2007</u>	
Female	681	69.1%	799	68.5%	780	69.0%	741	69.1%	661	67.7%
Male	<u>305</u>	<u>30.9%</u>	<u>368</u>	<u>31.5%</u>	<u>351</u>	<u>31.0%</u>	<u>332</u>	<u>30.9%</u>	<u>316</u>	<u>32.3%</u>
Total	986	100.0%	1,167	100.0%	1,131	100.0%	1,073	100.0%	977	100.0%

By Level	<u>2003</u>		<u>2004</u>		<u>2005</u>		<u>2006</u>		<u>2007</u>	
Freshman	0	0.0%	2	0.2%	1	0.1%	0	0.0%	0	0.0%
Sophomore	6	0.6%	4	0.3%	1	0.1%	1	0.1%	1	0.1%
Junior	321	32.6%	396	33.9%	360	31.8%	344	32.1%	344	35.2%
Senior	315	31.9%	351	30.1%	376	33.3%	406	37.8%	375	38.4%
Graduate	177	18.0%	234	20.1%	212	18.7%	186	17.3%	181	18.5%
Unclassified	<u>167</u>	<u>16.9%</u>	<u>180</u>	<u>15.4%</u>	<u>181</u>	<u>16.0%</u>	<u>136</u>	<u>12.7%</u>	<u>76</u>	<u>7.8%</u>
Total	986	100.0%	1,167	100.0%	1,131	100.0%	1,073	100.0%	977	100.0%

By Ethnicity	<u>2003</u>		<u>2004</u>		<u>2005</u>		<u>2006</u>		<u>2007</u>	
White	849	86.1%	1,008	86.4%	988	87.3%	904	84.2%	848	86.8%
Black	72	7.3%	78	6.7%	63	5.6%	80	7.5%	55	5.6%
Hispanic	24	2.5%	35	3.0%	38	3.4%	32	3.0%	27	2.8%
Asian	21	2.1%	18	1.5%	19	1.7%	32	3.0%	27	2.8%
Native American	8	0.8%	7	0.6%	6	0.5%	18	1.7%	16	1.6%
Non-Resident Alien	1	0.1%	1	0.1%	1	0.1%	1	0.1%	1	0.1%
Not Reported	<u>11</u>	<u>1.1%</u>	<u>20</u>	<u>1.7%</u>	<u>16</u>	<u>1.4%</u>	<u>6</u>	<u>0.5%</u>	<u>3</u>	<u>0.3%</u>
Total	986	100.0%	1,167	100.0%	1,131	100.0%	1,073	100.0%	977	100.0%

Enrollment by Age - Fall 2007

	Headcount Enrollment				Percentage			
	<u>Undergraduate</u>	<u>Graduate</u>	<u>Other</u>	<u>Total</u>	<u>Undergraduate</u>	<u>Graduate</u>	<u>Other</u>	<u>Total</u>
20 and below	70	0	7	77	9.7%	0.0%	9.2%	7.9%
21-22	198	8	7	213	27.5%	4.4%	9.2%	21.8%
23-25	155	44	18	217	21.5%	24.3%	23.7%	22.2%
26-30	105	47	14	166	14.6%	26.0%	18.4%	17.0%
31-40	107	45	15	167	14.9%	24.9%	19.7%	17.1%
41 and above	<u>85</u>	<u>37</u>	<u>15</u>	<u>137</u>	<u>11.8%</u>	<u>20.4%</u>	<u>19.7%</u>	<u>14.0%</u>
Total	720	181	76	977	100.0%	100.0%	100.0%	100.0%

Note: All Panama City Campus data on these pages are extracted from the total campus figures used throughout this Fact Book.





Distance Learning Course Enrollment and Student Credit Hours



Class Section Enrollment by CIP Classification*

CIP Classification	Academic Year 2005-06				Academic Year 2006-07			
	Undergraduate	Graduate	Total	Percent	Undergraduate	Graduate	Total	Percent
09 - Mass Communication	73	0	73	0.7%	73	0	73	0.6%
11 - Computer & Information Studies	159	0	159	1.5%	138	0	138	1.1%
13 - Education	18	1,164	1,182	10.9%	134	1,476	1,610	13.2%
14 - Engineering	0	1	1	0.0%	0	2	2	0.0%
16 - Foreign Languages	360	0	360	3.3%	549	0	549	4.5%
19 - Home Economics/Human Sciences	179	0	179	1.6%	87	0	87	0.7%
23 - Letters	265	26	291	2.7%	198	41	239	2.0%
24 - Liberal/General Studies	268	0	268	2.5%	480	0	480	3.9%
25 - Library & Information Studies	594	3,100	3,694	34.2%	221	3,469	3,690	30.2%
27 - Mathematics	1,097	0	1,097	10.2%	967	0	967	7.9%
40 - Physical Sciences	0	0	0	0.0%	0	2	2	0.0%
42 - Psychology	0	64	64	0.6%	0	36	36	0.3%
43 - Protective Services	0	139	139	1.3%	0	149	149	1.2%
44 - Public Affairs	111	238	349	3.3%	93	389	482	3.9%
45 - Social Sciences	1,118	7	1,125	10.4%	1,148	4	1,152	9.4%
50 - Visual & Performing Arts	566	0	566	5.2%	752	0	752	6.1%
51 - Health Professions & Related Sci.	345	291	636	5.9%	388	283	671	5.5%
52 - Business and Management	0	616	616	5.7%	0	1,161	1,161	9.5%
Total	5,153	5,646	10,799	100.0%	5,228	7,012	12,240	100.0%

Note: Due to duplicated counts, class section enrollment will differ from headcount enrollment

Student Credit Hour Production in Course Sections*

Academic Year	Undergraduate Level				Graduate Level			
	Fundable	Non-Fundable	Total	Percent	Fundable	Non-Fundable	Total	Percent
Summer 2003	3,349	365	3,714	21.1%	2,319	185	2,504	24.4%
Fall 2003	5,394	586	5,980	33.9%	3,840	37	3,877	37.8%
Spring 2004	7,262	674	7,936	45.0%	3,794	82	3,876	37.8%
Total 2003-04	16,005	1,625	17,630	100.0%	9,953	304	10,257	100.0%
Summer 2004	3,480	616	4,096	20.8%	2,790	39	2,829	21.2%
Fall 2004	5,784	895	6,679	34.0%	5,279	75	5,354	40.1%
Spring 2005	7,917	962	8,879	45.2%	5,116	60	5,176	38.7%
Total 2004-05	17,181	2,473	19,654	100.0%	13,185	174	13,359	100.0%
Summer 2005	4,436	632	5,068	30.9%	3,867	39	3,906	22.3%
Fall 2005	3,936	730	4,666	28.5%	4,215	2,580	6,795	38.7%
Spring 2006	6,156	502	6,658	40.6%	4,273	2,560	6,833	39.0%
Total 2005-06	14,528	1,864	16,392	100.0%	12,355	5,179	17,534	100.0%
Summer 2006	2,913	747	3,660	23.6%	4,624	180	4,804	22.8%
Fall 2006	8,005	627	8,632	55.6%	7,882	489	8,371	39.6%
Spring 2007	2,751	485	3,236	20.8%	6,395	1,546	7,941	37.6%
Total 2006-07	13,669	1,859	15,528	100.0%	18,901	2,215	21,116	100.0%

Annual Full-Time Equivalency (FTE) in Course Sections*

Academic Year	Undergraduate Level			Graduate Level		
	Fundable	Non-Fundable	Total	Fundable	Non-Fundable	Total
2002-03 Annual FTE	487.5	35.1	522.6	255.3	5.3	260.6
2003-04 Annual FTE	400.1	40.6	440.7	311.0	9.5	320.5
2004-05 Annual FTE	429.5	61.8	491.3	412.0	5.4	417.4
2005-06 Annual FTE	363.2	46.6	409.8	386.1	161.9	548.0
2006-07 Annual FTE	341.7	46.5	388.2	590.7	69.2	659.9

* Includes all distance learning courses offered





Enrollment by Location (Campus, International & Distance Learning)



Student Headcount Enrollment by Location - 2007-08

	Undergraduate			Graduate			Unclassified			Total		
	Summer	Fall	Spring	Summer	Fall	Spring	Summer	Fall	Spring	Summer	Fall	Spring
Main Campus - Tallahassee*	15,529	28,902	26,851	4,044	6,558	6,109	446	494	399	20,019	35,954	33,359
Non-Main Campus												
Bay	0	0	0	0	1	1	0	0	0	0	1	1
Leon**	304	955	1,081	14	201	172	14	3	2	332	1,159	1,255
Sarasota	0	0	0	0	26	27	0	0	0	0	26	27
St. Lucie	0	0	0	0	0	0	0	0	7	0	0	7
Total Non-Main Campus	304	955	1,081	14	228	200	14	3	9	332	1,186	1,290
Panama City, Florida Campus	524	720	669	151	181	202	72	76	73	747	977	944
Republic of Panama Campus	91	84	70	0	0	0	202	206	238	293	290	308
Distance Learning	136	218	214	110	168	158	52	44	122	298	430	494
APPS												
Main Campus	318	256	280	263	207	325	96	39	37	677	502	642
Distance Learning	138	154	156	778	1,155	1,080	89	127	179	1,005	1,436	1,415
Bay	23	30	28	16	24	21	5	11	10	44	65	59
Leon	0	0	0	1	0	0	0	0	0	1	0	0
Non-Florida***	0	0	0	0	0	0	5	0	0	5	0	0
Total APPS	479	440	464	1,058	1,386	1,426	195	177	226	1,732	2,003	2,116
International Programs												
Amsterdam, Netherlands	20	0	0	1	0	0	0	0	0	21	0	0
Cairns, Australia	27	0	0	0	0	0	8	0	0	35	0	0
Dubrovnik, Croatia	4	0	0	6	0	0	0	0	0	10	0	0
Dublin, Ireland	2	0	0	0	0	0	0	0	0	2	0	0
Florence, Italy	124	23	51	2	1	2	23	10	24	149	34	77
Leysin, Switzerland	41	0	0	1	0	0	4	0	0	46	0	0
London, England	211	86	38	36	6	9	100	6	30	347	98	77
Moscow, Russia	13	0	0	1	0	0	0	0	0	14	0	0
Oxford, England (Law)	0	0	0	23	0	0	16	0	0	39	0	0
Panama, Rep. of Panama	27	33	33	17	0	0	3	6	8	47	39	41
Paris, France	45	2	1	1	0	0	6	0	0	52	2	1
Prague, Czech. Republic	31	0	0	9	0	0	16	0	0	56	0	0
San Jose, Costa Rica	18	0	0	0	0	0	7	0	0	25	0	0
Tianjin, China	47	0	0	3	0	0	9	0	0	59	0	0
Tokyo, Japan	18	0	0	0	0	0	0	0	0	18	0	0
Valencia, Spain	179	36	39	1	0	1	58	6	8	238	42	48
Overseas Field Study	7	0	0	0	1	0	0	0	0	7	1	0
Overseas Online	3	4	0	0	0	0	0	0	0	3	4	0
Hiroshima, Japan (exchange)	0	5	5	0	0	0	0	0	0	0	5	5
Total International Programs	817	189	167	101	8	12	250	28	70	1,168	225	249
Total FSU Enrollment	17,833	31,508	29,516	5,477	8,529	8,107	1,223	1,028	1,137	24,533	41,065	38,760

* Main campus students are those who take their entire courseload at FSU's main campus in Tallahassee.

** Students who take one or more courses off-campus; includes off-campus facilities offering courses to Engineering, Nursing, & Social Work students among others.


*** Web-based course. Students are from out-of-state.

Source: Summer Final Student Data Course File, Spring and Fall Preliminary Student Data Course Files

Online Resource: The International Programs' website can be accessed online at <http://www.international.fsu.edu/>



Faculty and Staff



2007-2008 Lawton Distinguished Professor
Walter R. Tschinkel



Faculty Characteristics and Citations



HIGHLIGHTS

- Of 1,592.0 state-funded, filled FTE faculty positions, 31.0 percent hold the rank of Professor, 24.0 percent are Associate Professors, 20.5 percent are Assistant Professors, 0.9 percent are Instructors, and 23.6 percent are other faculty.
- A total of 2,359 persons are appointed to either full-time or part-time positions on a faculty classification; 42.1 percent are female.
- 92 percent of instructional faculty hold a doctoral, professional, or terminal degree.
- The median age for tenured faculty is 55; the eldest of these is 80, the youngest is 34. The median age for tenure-earning faculty is 37; the eldest of these is 75, the youngest is 27.
- 1,115 men and 685 women comprise Florida State University's full-time staff whose primary responsibility is instruction, research and/or public service. Minorities make up 14.9% of these 1,800 staff members. 76.5% are white and 8.6% are non-resident aliens.
- Ellen T. Zwilich (Music, 1983) and Robert Olen Butler (Fiction, 1993) are Pulitzer Prize winners on staff at Florida State University.

Members of the National Academy of Sciences to Serve on Staff at Florida State University

Lloyd M. Beidler, Biological Science
Donald L. Casper, Biological Science (currently on staff)
Paul A. M. Dirac, Physics
Zachary Fisk, Physics
Lev P. Gor'kov, Physics (currently on staff)
Louis N. Howard, Mathematics (phased retirement)

Michael Kasha, Chemistry (currently on staff)
Robert Sanderson Mulliken, Chemical Physics
J. Robert Schrieffer, Physics (currently on staff)
Melvin E. Stern, Oceanography (currently on staff)
J. Herbert Taylor, Biological Science
Harold W. Kroto, Chemistry (currently on staff)

Members of the American Academy of Arts and Sciences to Serve on Staff at Florida State University

Lloyd M. Beidler (Biological Science)
Donald L. Casper, Biological Science (currently on staff)
Zachary Fisk (Physics)
Louis N. Howard, Mathematics (phased retirement)
Frances James (Biological Science)

Michael Kasha, Chemistry (currently on staff)
J. Robert Schrieffer, Physics (currently on staff)
Melvin E. Stern, Oceanography (currently on staff)
Ellen T. Zwilich, Music (currently on staff)
Lev Gor'kov - Foreign Honorary Member, Physics (currently on staff)

Nobel Laureates to Serve on Staff at Florida State University

Konrad E. Bloch, Human Sciences
James M. Buchanan, Economics
Paul A. M. Dirac, Physics

Harold W. Kroto, Chemistry (currently on staff)
Robert Sanderson Mulliken, Chemical Physics
J. Robert Schrieffer, Physics (currently on staff)

John Simon Guggenheim Memorial Foundation Fellowship Award Winners to Serve on Staff at Florida State University:

1950 - Michael Kasha
1955 - Raymond K. Sheline
1957 - Orville Goodwin Harrold, Jr.
1958 - François Bucher
1961 - Louis Norberg Howard
1961 - Arthur Deshaies
1964 - Bruno Linder
1966 - J. Robert Schrieffer
1970 - Melvin Ernest Stern
1974 - Bertram H. Davis
1980 - Ellen T. Zwilich
1983 - Michael Ruse

1993 - Robert Olen Butler
1994 - Jill Quadagno
1994 - Donald L. D. Caspar
1999 - Kathleen M. Erndl
2000 - Richard L. Greaves
2002 - John Kelsay
2002 - Gary Taylor
2003 - David Kirby
2003 - Thomas Joiner
2005 - Mark Wingate
2005 - Dale A. Olsen

Recent Fulbright Scholars to Serve on Staff at Florida State University:

2005-06 - Richard Feiock, Public Administration
2005-06 - Elizabeth Goldsmith, Human Sciences
2005-06 - Tomi Gomory, Social Work
2005-06 - Lisa Wakamiya, Slavic Languages & Literature
2006-07 - Ralph Brower, Public Administration
2006-07 - Hee Min Kim, Political Science

2006-07 - Jeffrey Milligan - Ed. Leadership & Policy Studies
2007-08 - Tarek Abichou - Civil & Environmental Engineering
2007-08 - Jeffrey Brooks, Ed. Leadership & Policy Studies
2007-08 - James Cobbe, Economics
2007-08 - Daniel Klooster, Geography
2007-08 - Patricia Yancey Martin, Sociology

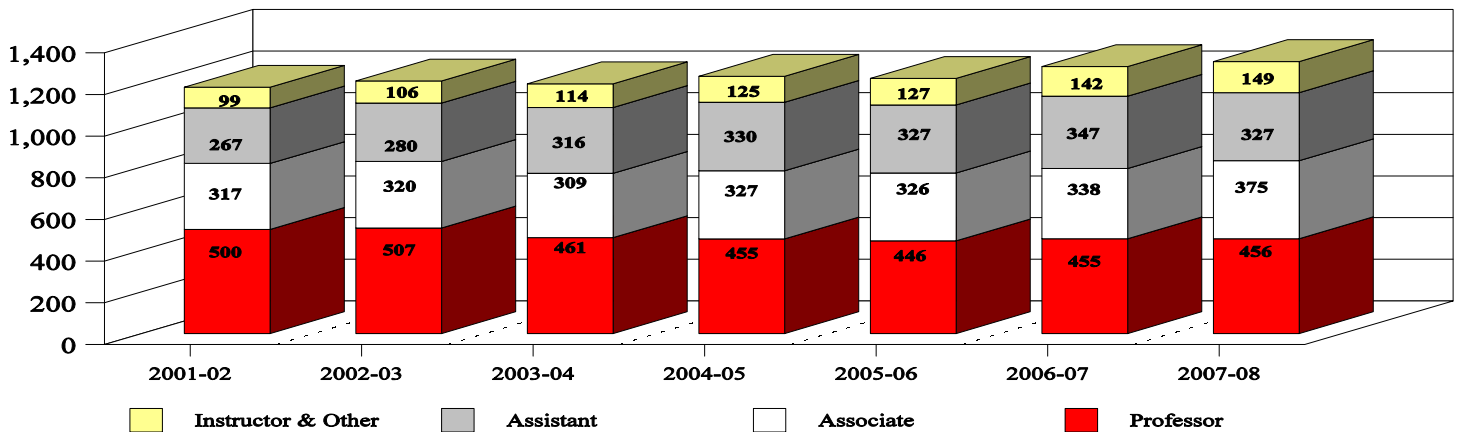
Sources: Budget and Analysis Department; Office of Faculty Recognition





Faculty Positions

Nine-Month Filled Faculty Positions by Rank
2000-01 to 2006-07



Nine-Month State Funded Filled FTE Faculty Positions

Academic Year	Professor	Associate Professor	Assistant Professor	Instructor	Other	All Ranks
2001-02	499.64	317.49	266.82	14.00	85.25	1,183.20
2002-03	506.97	320.00	280.00	14.50	91.25	1,212.72
2003-04	460.67	309.00	316.00	11.85	101.70	1,199.22
2004-05	454.52	327.00	329.50	8.00	116.50	1,235.52
2005-06	445.52	326.00	327.00	11.00	115.79	1,225.31
2006-07	454.99	338.35	347.00	12.00	130.25	1,282.59
2007-08	455.52	375.00	327.00	14.00	134.78	1,306.30

Nine- & Twelve-Month State Funded Filled FTE Faculty Positions by School/College

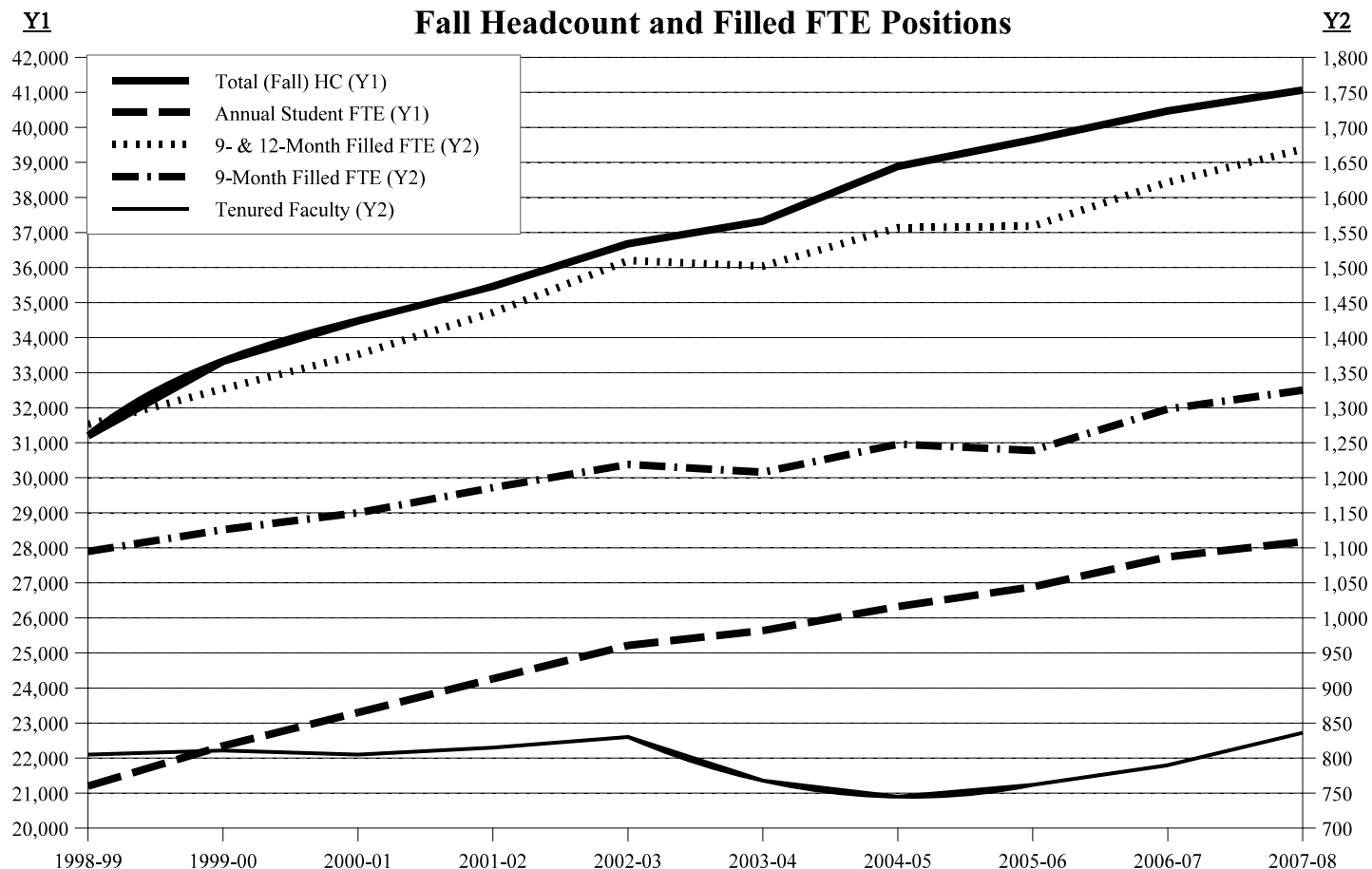
College/School							Fall 2007
	Professor	Associate Professor	Assistant Professor	Instructor	Other	All Ranks	Student FTE/ Fac. All Ranks
Arts & Sciences	182.00	137.00	101.00	11.00	82.45	513.45	28.11
Business	39.00	28.00	25.00	0.00	23.75	115.75	29.05
Education	23.00	39.00	32.00	0.00	21.64	115.64	21.15
Human Sciences	18.00	14.00	9.00	0.00	10.00	51.00	34.47
Information	7.00	5.00	12.00	0.00	5.35	29.35	18.96
Nursing	6.00	3.00	6.00	0.00	10.00	25.00	13.10
Crim. & Criminal Justice	6.00	7.00	7.00	0.00	1.00	21.00	31.46
Law	23.00	5.00	9.00	0.00	13.00	50.00	18.02
Social Sciences	49.00	27.00	40.00	3.00	8.59	127.59	25.17
Social Work	6.00	8.00	5.00	0.00	12.00	31.00	17.60
Communication	13.00	12.00	9.00	0.00	11.75	45.75	28.13
Mot. Pic., TV, & Rec. Arts	3.00	1.00	0.00	0.00	14.00	18.00	11.02
Music	35.75	31.00	19.00	0.00	6.00	91.75	12.97
Visual Arts, Theatre & Dance	31.00	32.00	25.00	0.00	17.53	105.53	12.51
Engineering	19.77	21.00	12.00	0.50	6.44	59.71	12.67
Adm., LSI, PC, Others	31.91	12.00	16.00	0.00	131.61	191.52	N/A
Total	493.43	382.00	327.00	14.50	375.11	1,592.04	20.71

Note: Faculty positions reported exclude College of Medicine

Source: Faculty Salaries Report 2007-08; Fall 2007 Preliminary SDCF for student FTE



Fall Headcount & Annual Student FTE per Filled Faculty Positions



Fall Headcount & Annual Student FTE per Filled Faculty FTE Positions

	1998-99	1999-00	2000-01	2001-02	2002-03	2003-04	2004-05	2005-06	2006-07	2007-08
Total (Fall) Headcount	31,193	33,327	34,477	35,462	36,683	37,328	38,886	39,652	40,474	41,065
Graduate (Fall) Headcount	5,685	6,215	6,367	6,317	6,488	6,344	7,456	7,926	8,174	8,529
Total (Annual) Student FTE	21,195	22,350	23,301	24,264	25,211	25,636	26,326	26,891	27,742	28,177
Graduate (Annual) Student FTE	3,915	4,305	4,425	4,558	4,551	4,729	5,086	5,023	5,432	5,527
9-Month Filled FTE Positions	1,095	1,126	1,150	1,186	1,219	1,208	1,248	1,239	1,298	1,325
Headcount per 9-month filled	28.5	29.6	30.0	29.9	30.1	30.9	31.2	32.0	31.2	31.0
Graduate HC per 9-month filled	5.2	5.5	5.5	5.3	5.3	5.3	6.0	6.4	6.3	6.4
Student FTE per 9-month filled	19.4	19.8	20.3	20.5	20.7	21.2	21.1	21.7	21.4	21.3
Graduate FTE per 9-month filled	3.6	3.8	3.8	3.8	3.7	3.9	4.1	4.1	4.2	4.2
9- & 12-Mo. Filled FTE Positions	1,276	1,327	1,376	1,436	1,510	1,502	1,557	1,559	1,622	1,669
Headcount per 9- & 12-mo. filled Fac.	24.4	25.1	25.1	24.7	24.3	24.9	25.0	25.4	25.0	24.6
Grad. HC per 9- & 12-mo. filled Fac.	4.5	4.7	4.6	4.4	4.3	4.2	4.8	5.1	5.0	5.1
Student FTE per 9- & 12-mo. filled	16.6	16.8	16.9	16.9	16.7	17.1	16.9	17.2	17.1	16.9
Graduate FTE per 9- & 12-mo. filled	3.1	3.2	3.2	3.2	3.0	3.1	3.3	3.2	3.3	3.3
Tenured Faculty	805	811	805	815	830	768	745	762	790	836
Headcount per Tenured Faculty	38.8	41.1	42.8	43.5	44.2	48.6	52.2	52.0	51.2	49.1
Grad. HC per Tenured Faculty	7.1	7.7	7.9	7.8	7.8	8.3	10.0	10.4	10.3	10.2
Student FTE per Tenured Faculty	26.3	27.6	28.9	29.8	30.4	33.4	35.3	35.3	35.1	33.7
Graduate FTE per Tenured Faculty	4.9	5.3	5.5	5.6	5.5	6.2	6.8	6.6	6.9	6.6

Source: Faculty Salaries Report, Tenure and Fringe Benefits Survey, Student Data Course Files

Note: Headcount enrollments and faculty FTE positions include the College of Medicine; 2007-08 Annual Student FTE is an estimate.

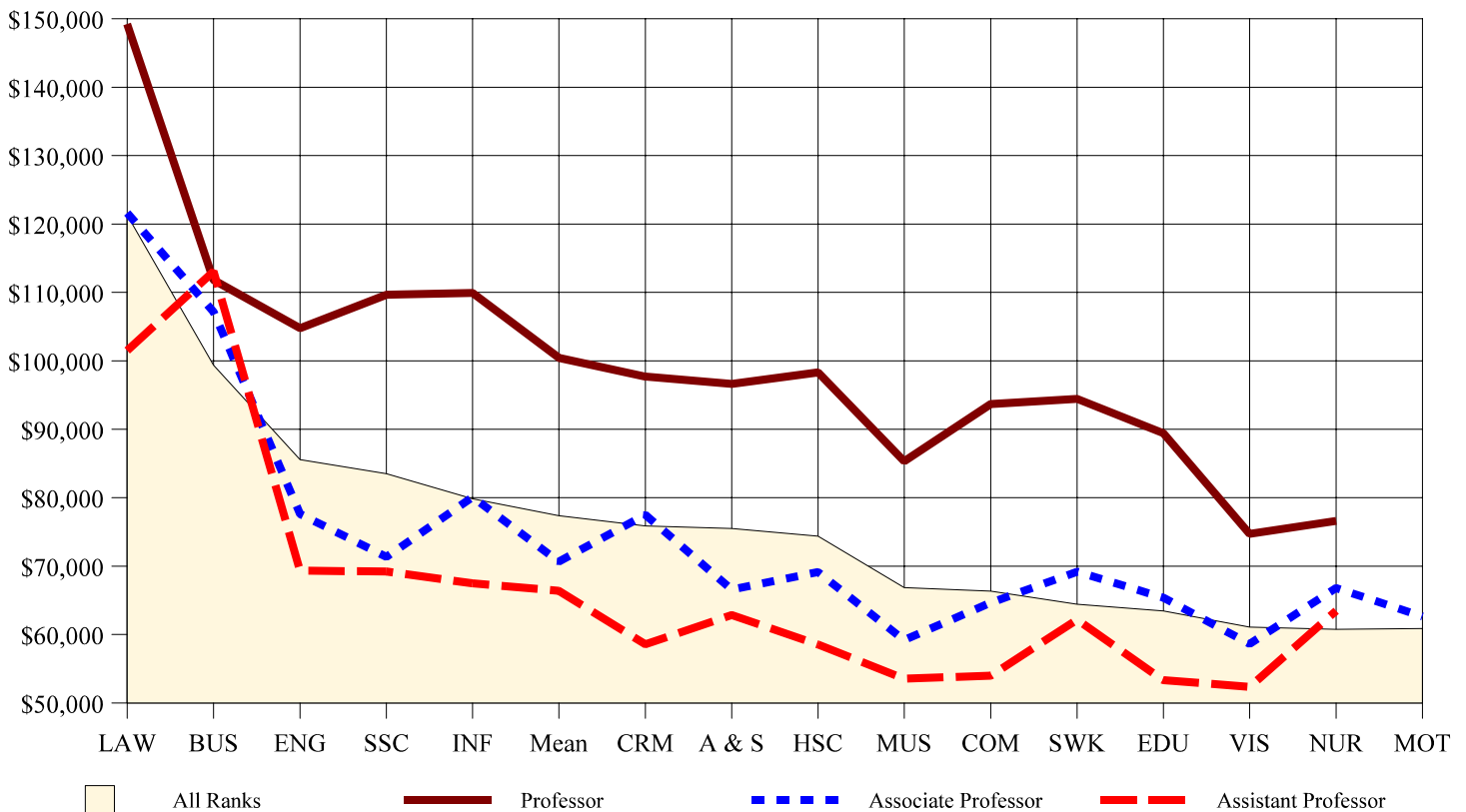




Mean Salary by Rank for Nine-Month Faculty, 2007-08

Nine-Month Filled Faculty Mean Salary, 2007-08

Professor, Associate Professor, Assistant Professor



College/School	Professor	Associate Professor	Assistant Professor	Instructor	Other	All Ranks
Arts & Sciences	\$96,640	\$66,568	\$62,859	\$30,909	\$35,946	\$75,507
Business	\$111,795	\$107,171	\$113,060		\$51,904	\$99,374
Communication	\$93,691	\$64,661	\$53,986		\$47,980	\$66,329
Criminology & Criminal Justice	\$97,691	\$77,520	\$58,577			\$75,849
Education	\$89,411	\$65,379	\$53,331		\$46,300	\$63,461
Engineering	\$104,779	\$77,639	\$69,346			\$85,558
Human Sciences	\$98,299	\$69,157	\$58,535		\$50,560	\$74,387
Information	\$109,917	\$80,108	\$67,475		\$46,258	\$79,833
Law	\$149,233	\$121,624	\$101,492		\$53,066	\$121,313
Motion Picture, TV & Rec. Arts		\$62,656			\$60,452	\$60,893
Music	\$85,334	\$59,190	\$53,543		\$51,627	\$66,835
Nursing	\$76,607	\$66,805	\$63,483		\$52,555	\$60,758
Social Sciences	\$109,673	\$71,341	\$69,210	\$29,127	\$55,912	\$83,501
Social Work	\$94,414	\$69,207	\$62,201		\$47,133	\$64,420
Visual Arts, Theatre & Dance	\$74,722	\$58,618	\$52,361		\$47,510	\$61,071
Nine-month Mean	\$100,431	\$70,661	\$66,393	\$30,527	\$49,624	\$77,373

Note: Average faculty salaries calculated on filled positions only.

Source: Faculty Salaries Report

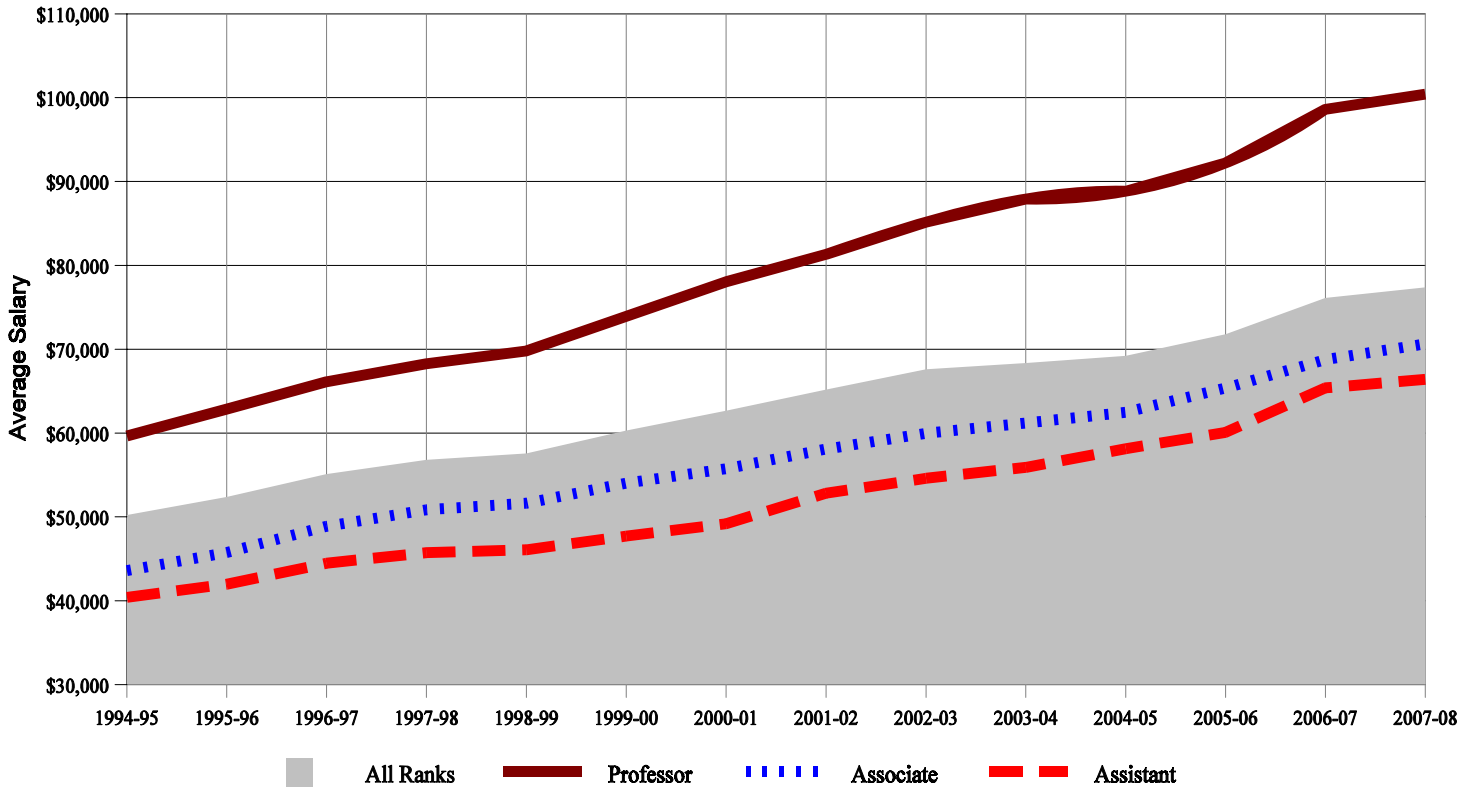


Faculty Salary Trends



Nine-Month Filled Faculty Average Salary by Rank

1994-95 to 2007-08



Nine-Month Filled Faculty Average Salary by Rank

Year	Professor	Percent Increase	Associate	Percent Increase	Assistant	Percent Increase	All Ranks	Percent Increase
1994-95	\$59,656		\$43,604		\$40,439		\$50,218	
1995-96	\$62,865	5.38%	\$45,774	4.98%	\$41,981	3.81%	\$52,382	4.31%
1996-97	\$66,142	5.21%	\$48,898	6.82%	\$44,474	5.94%	\$55,119	5.23%
1997-98	\$68,297	3.26%	\$50,870	4.03%	\$45,742	2.85%	\$56,810	3.07%
1998-99	\$69,821	2.23%	\$51,657	1.55%	\$46,105	0.79%	\$57,591	1.37%
1999-00	\$73,918	5.87%	\$54,051	4.63%	\$47,718	3.50%	\$60,302	4.71%
2000-01	\$78,061	5.60%	\$55,750	3.14%	\$49,192	3.09%	\$62,665	3.92%
2001-02	\$81,314	4.17%	\$58,108	4.23%	\$52,852	7.44%	\$65,194	4.04%
2002-03	\$85,173	4.75%	\$59,981	3.22%	\$54,627	3.36%	\$67,611	3.71%
2003-04	\$87,908	3.21%	\$61,202	2.04%	\$55,925	2.38%	\$68,366	1.12%
2004-05	\$88,853	1.07%	\$62,495	2.11%	\$58,143	3.97%	\$69,201	1.22%
2005-06	\$92,222	3.79%	\$65,384	4.62%	\$60,094	3.36%	\$71,791	3.74%
2006-07	\$98,609	6.93%	\$68,792	5.21%	\$65,410	8.85%	\$76,114	6.02%
2007-08	\$100,431	1.85%	\$70,661	2.72%	\$66,393	1.50%	\$77,373	1.65%

Note: Average faculty salaries calculated on filled positions only; does not include the College of Medicine.

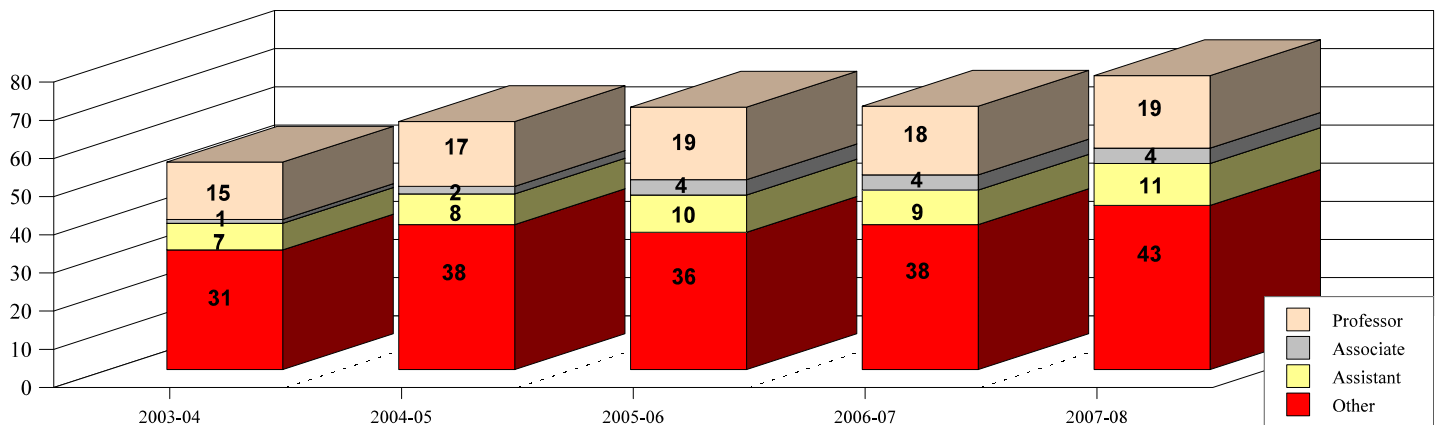
Source: Faculty Salaries Report





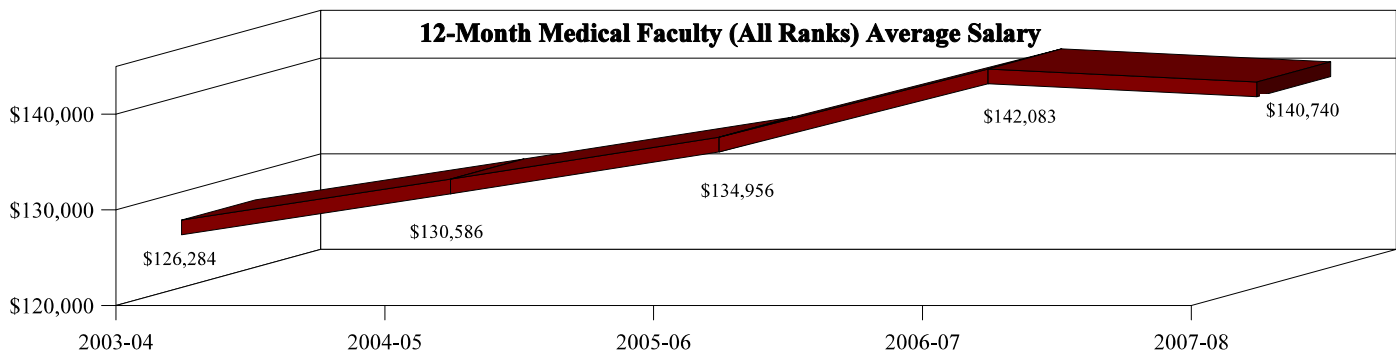
College of Medicine Faculty

Nine- & Twelve-Month Filled College of Medicine Faculty Positions by Rank



Nine- & Twelve-Month State Funded Filled FTE Faculty Positions for the College of Medicine

Year	Professor	Associate Professor	Assistant Professor	Instructor	Other	All Ranks
2003-04	15.00	1.00	7.00	0.00	31.33	54.33
2004-05	17.00	2.00	8.00	0.00	38.00	65.00
2005-06	19.00	4.00	9.75	0.00	36.00	68.75
2006-07	18.00	4.00	9.00	0.00	38.00	69.00
2007-08	19.00	4.00	11.00	0.50	42.50	77.00



College of Medicine Average Faculty Salary

9-Month Faculty		Associate Professor	Assistant Professor	Instructor	Other	All Ranks
Year	Professor	Professor	Professor			
2003-04	N/A	\$80,000	\$62,107	N/A	\$98,303	\$68,117
2004-05	\$99,300	\$81,250	\$61,844	N/A	\$97,331	\$71,157
2005-06	\$102,875	\$82,103	\$64,353	N/A	N/A	\$72,318
2006-07	\$105,961	\$84,726	\$67,442	N/A	N/A	\$75,132
2007-08	\$110,378	\$83,982	\$67,532	N/A	N/A	\$77,508

12-Month Faculty		Associate Professor	Assistant Professor	Instructor	Other	All Ranks
Year	Professor	Professor	Professor			
2003-04	\$143,362	N/A	N/A	N/A	\$118,572	\$126,284
2004-05	\$153,378	N/A	N/A	N/A	\$121,346	\$130,586
2005-06	\$159,931	N/A	\$128,500	N/A	\$123,342	\$134,956
2006-07	\$168,706	N/A	N/A	N/A	\$130,873	\$142,083
2007-08	\$168,507	N/A	\$135,000	N/A	\$136,360	\$140,740

Source: Faculty Salaries Report





Employee Raise Information - Percentages




YEAR	FACULTY	A & P	CAREER SERVICE/USPS
1982-83	7.00	7.00	7.00
1983-84	5.00	2.71	2.71
1984-85	5.85	5.00	4.29 a
1985-86	5.00	5.00	5.00 + 1.50% Merit
1986-87	7.00	5.00 b	5.00 + 1.50% Merit
1987-88	5.50	5.50 c	4.50 d
1988-89	6.50	6.50 e	4.50 d
1989-90	5.00	4.00 f	4.00 f
1990-91	3.00	3.00 f	3.99 f
1991-92 g	0.00 *	0.00	0.00
1992-93	0.00 *	0.00	0.00
1993-94 h	3.00 t	3.00	3.00
1994-95 i	4.00 t	4.00	4.00
1995-96 f	3.00 t	3.00	3.00
1996-97 f	3.00 t, p	3.00	3.00
1997-98 f	All 12-month Employees \$1,200 (if salary is ≤ \$20,000) \$1,000 (if salary is \$20,001 to \$36,000) 2.78% (if salary is ≥ \$36,001)	All 9-month Employees \$900 (if salary is ≤ \$15,000) \$750 (if salary is \$15,001 to \$27,000) 2.78% (if salary is ≥ \$27,001)	All 10-month Employees \$1,000 (if salary is ≤ \$16,666) \$834 (if salary is \$16,667 to \$30,000) 2.78% (if salary is ≥ \$30,001)
1998-99 h	Out of Unit Faculty** \$1,200 (if salary is ≤ \$20,000) \$1,000 (if salary is \$20,001 to \$36,000) 2.78% (if salary is ≥ \$36,001)	Out of Unit A&P*** \$1,200 (if salary is ≤ \$20,000) \$1,000 (if salary is \$20,001 to \$36,000) 2.78% (if salary is ≥ \$36,001)	Out of Unit USPS**** \$1,200 (if salary is ≤ \$20,000) \$1,000 (if salary is \$20,001-\$36,000) 2.78% (if salary is ≥ \$36,001)
1999-00 h	2.80 ①	2.80 (\$1,000 minimum)	2.80 (\$1,000 minimum)
2000-01 h	2.50	2.50	2.50
2001-02 i	2.50 ②	2.50 (\$600 minimum)	2.50 (\$600 minimum)
2002-03 h	2.50 ③	2.50 (\$600 minimum)	2.50 (\$600 minimum)
2003-04 j	2.00 ④	2.00 ④	2.00 ④
2004-05	0.00 ⑤	0.00 ⑤	0.00 ⑤
2005-06 k	3.60	3.60	3.60
2006-07 h	3.00	3.00	3.00
2007-08	0.00 ⑤	0.00 ⑤	0.00 ⑤

Notes:

- a 4.29% effective December 1984, or 5% effective January 1985 depending on unit.
- b Non-unit A & P, effective January 1987.
- c In-unit A & P received 5.5%, out-of-unit A & P received 4.5% raises.
- d USPS received 3% across-the-board raise effective July 1; 1.5% merit was allocated for January 1 raises; special class adjustments were given in Spring 1988 for 1987-88 and July 1, 1988 for 1988-89.
- e In-unit A & P received 6.5%, out-of-unit A & P received 4.5% raises; In-unit faculty received 2.08% discretionary, 1.20% merit, and 3.22 across the board.
- f Effective January 1
- g 3% raises for 1991-92 were to be effective January 1, 1992; financial cutbacks moved this to February 14 before being completely rescinded. On March 11, 1993, the Florida Supreme Court ruled the legislature did not have the authority to rescind the raises and that in-unit employees were due back pay for Jan. 1-June 30, 1992.
- h Effective October 1
- i Effective November 1
- j Effective December 1
- k Effective August 1 for 12-month employees; August 9 for 9-month faculty.
- t \$5,000 permanent rate adjustments were awarded to 130 faculty through the Teacher Incentive Program.
- p 9% permanent rate adjustment was awarded to 41 professors under the Professor Excellence Program.
- * Faculty promotions paid from available funds.
- ** For in-unit faculty, there is a \$500 minimum for 9-month, \$667 for 12-month; promotions; & the remaining amount of the 2.788% pool is for departmental merit. *** For in-unit A&P, there is a merit pool of 2.788%.
- **** For in-unit USPS: AFSCME employees get 3% across the board with a \$1,000 minimum; PBA steps are adjusted by the top two tiers of the three tier plan; FNA steps are going up by 3%.
- ① For in-unit faculty, there is a \$500 min. for 9-month, and \$667 min. for 12-month.
- ② Faculty average. Includes merit, minimums, and most of the cost of promotions; in-unit faculty minimums were \$600 for 9-month and \$800 for 12-month; out-of-unit faculty minimum was \$600 for 12-month
- ③ Faculty minimums were \$450 for 9-mo., \$500 for 10-mo. & \$600 for 12-mo. Cost of promotions was paid from rate & salary provided for vacant salary positions.
- ④ Faculty minimum/maximum increases were \$375/\$1,050 for 9-month, \$417/\$1,167 for 10-month, and \$600/\$1,400 for 12-month. Cost of promotions was paid from rate and salary provided for vacant salary positions. The minimum/maximum increases for A&P and Career Service/USPS employees were \$500/\$1,400.
- ⑤ \$1,000 one-time bonus

Source: Budget and Analysis Department

Online Resource: Position and rate information is available on the Budget Office website at http://www.budget.fsu.edu/pos_rate/





Sources of Doctoral Degree, Instructional Faculty



The universities listed below are those from which five or more instructional faculty earned their doctorate. Over ninety-one percent of instructional faculty at FSU have an earned doctorate. This table was last updated in March 2007.

<u>University</u>	<u>Number</u>	<u>University</u>	<u>Number</u>
Arizona State University	6	University of California - Los Angeles	18
Brown University	11	University of Chicago	22
Columbia University	16	University of Colorado - Boulder	9
Cornell University	13	University of Florida	25
Duke University	7	University of Georgia	19
Florida State University	63	University of Illinois	33
Georgia State University	5	University of Iowa	6
Harvard University	16	University of Kansas	7
Indiana University	32	University of Kentucky	8
Iowa State University	5	University of Maryland	7
Johns Hopkins University	7	University of Michigan	22
Louisiana State University	6	University of Minnesota	9
Massachusetts Institute of Technology	10	University of Nebraska	5
Michigan State University	20	University of North Carolina - Chapel Hill	24
New York University	15	University of North Carolina - Greensboro	6
North Carolina State University	5	University of Pennsylvania	11
Ohio State University	25	University of Pittsburgh	7
Pennsylvania State University	19	University of Rochester	9
Princeton University	9	University of Southern California	6
Purdue University	10	University of Tennessee	9
Rutgers University	8	University of Texas - Austin	20
Stanford University	15	University of Virginia	20
SUNY - Stony Brook	6	University of Washington	11
Texas A & M University	8	University of Wisconsin - Madison	25
University of Alabama	7	Vanderbilt University	5
University of Arizona	7	Virginia Polytechnic & State University	9
University of California - Berkeley	22	Washington University - St. Louis	5
University of California - Irvine	6	Yale University	18

Florida State University defines "Instructional Faculty" in salary surveys and studies as 9- and 12-month ranked and non-ranked faculty having one of the following job titles:

Ranked faculty titles include Eminent Scholar, Professor, Associate Professor, Assistant Professor, Instructor, or Lecturer with no administrative responsibility or with the specific administrative responsibility of chair or program director (including associate/assistant chair and associate/assistant program director).

Non-ranked faculty titles include Associate-In, Assistant-In, and Research Associate/Scholar Scientist. Faculty Administrators from the College of Medicine are included. All non-ranked faculty must teach more than one course in a given semester.

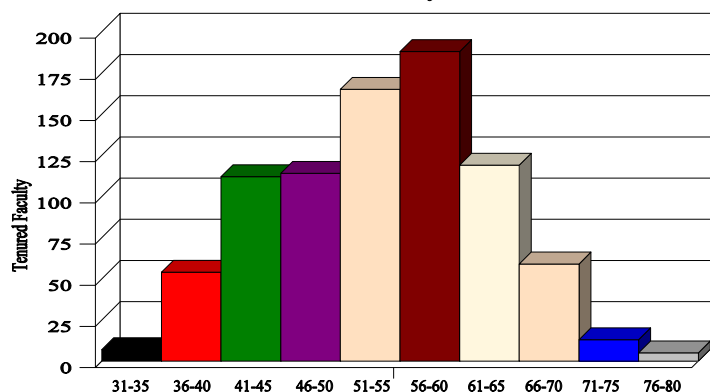
Source: Budget & Analysis



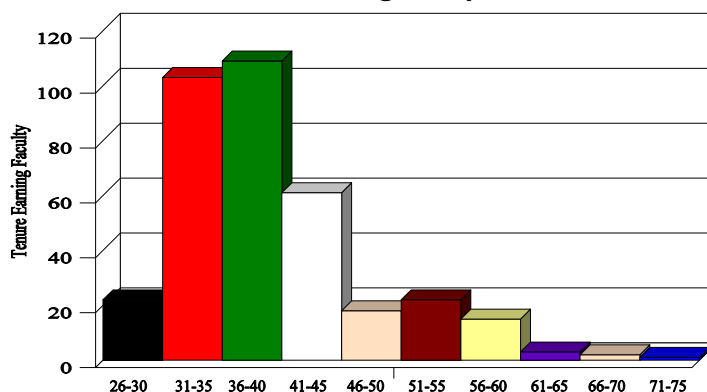
Tenured Faculty By Age, 2007-08



Tenured Faculty



Tenure Earning Faculty



Tenured Faculty	26-30	31-35	36-40	41-45	46-50	51-55	56-60	61-65	66-70	71-75	76-80	TOTAL
Arts and Sciences	0	2	25	53	52	56	51	38	24	7	1	309
Business	0	2	5	7	8	16	16	8	1	0	0	63
Communication	0	0	1	5	3	7	6	1	1	0	0	24
Criminology & Criminal Justice	0	0	3	1	0	1	2	4	1	0	0	12
Education	0	0	5	4	5	11	17	8	7	0	0	57
Engineering	0	1	2	12	5	13	4	1	1	2	0	41
Human Sciences	0	0	0	2	0	5	15	8	1	0	0	31
Information	0	0	0	1	0	5	2	1	1	0	0	10
Law	0	0	2	4	4	6	3	2	2	2	0	25
Medicine	0	0	0	0	3	1	8	3	1	0	0	16
Motion Picture, TV & Rec Arts	0	0	0	0	1	1	1	0	0	1	0	4
Music	0	1	4	4	10	9	12	10	3	0	2	55
Nursing	0	0	0	1	0	1	4	1	0	0	0	7
Social Sciences	0	1	3	11	10	14	15	11	5	1	2	73
Social Work	0	0	0	1	1	6	3	1	1	0	0	13
Visual Arts, Theatre & Dance	0	0	3	2	4	11	18	11	6	0	0	55
Other Departments and Offices*	0	0	1	4	8	2	11	11	4	0	0	41
Total	0	7	54	112	114	165	188	119	59	13	5	836

Tenure Earning Faculty	26-30	31-35	36-40	41-45	46-50	51-55	56-60	61-65	66-70	71-75	76-80	TOTAL
Arts and Sciences	6	36	44	14	4	2	1	0	0	0	0	107
Business	3	7	6	6	1	0	1	0	0	0	0	24
Communication	0	3	3	1	0	0	0	0	0	0	0	7
Criminology & Criminal Justice	1	4	1	0	0	1	0	0	0	0	0	7
Education	1	4	7	8	0	3	3	1	0	0	0	27
Engineering	1	6	6	1	1	0	0	0	0	0	0	15
Human Sciences	0	3	4	1	0	3	0	0	0	0	0	11
Information	1	0	5	2	1	2	1	0	0	0	0	12
Law	1	6	2	0	0	0	0	0	0	0	0	9
Medicine	1	2	2	3	1	2	1	0	0	0	0	12
Motion Picture, TV & Rec Arts	0	0	0	0	0	0	0	0	0	0	0	0
Music	0	0	7	13	4	3	3	0	1	0	0	31
Nursing	0	0	2	1	0	2	3	0	1	0	0	9
Social Sciences	4	18	13	3	1	1	0	0	0	0	0	40
Social Work	0	2	1	0	1	0	1	0	0	0	0	5
Visual Arts, Theatre & Dance	2	4	5	4	3	2	1	2	0	1	0	24
Other Departments and Offices*	1	8	1	4	1	1	0	0	0	0	0	16
Total	22	103	109	61	18	22	15	3	2	1	0	356

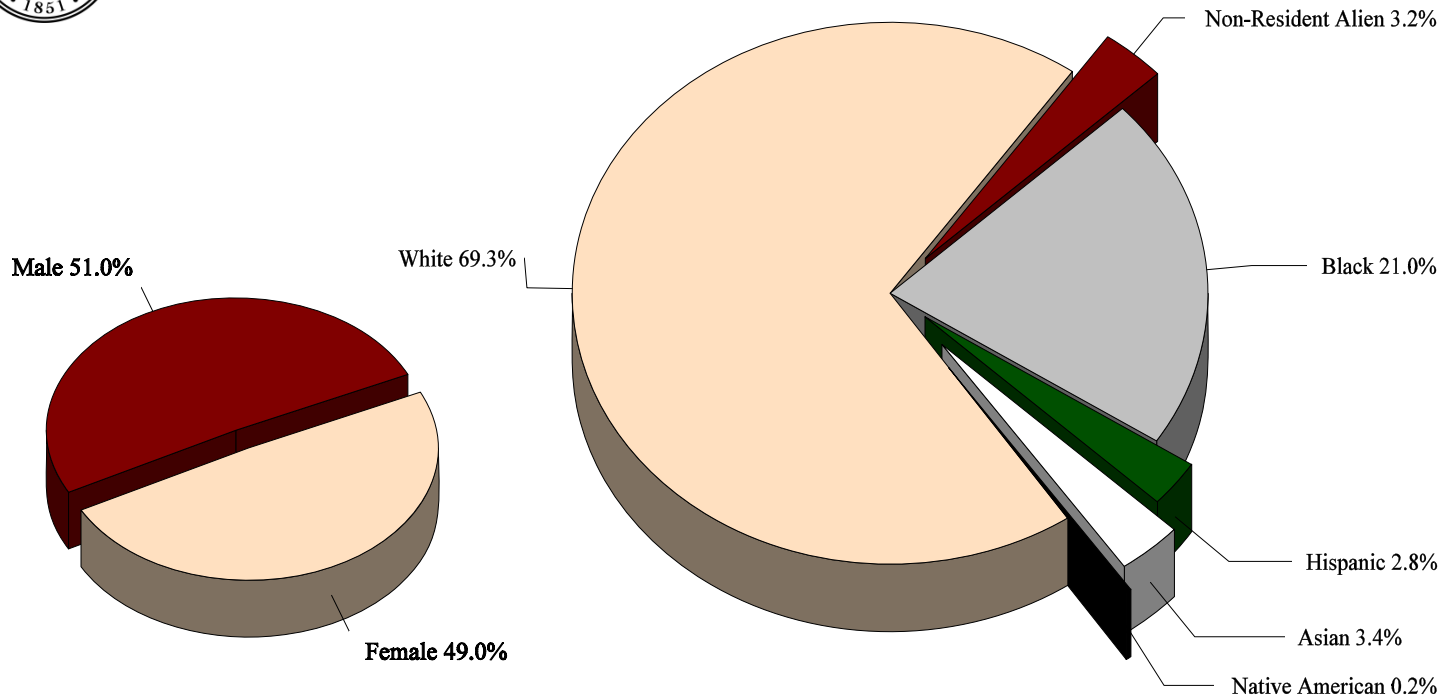
* Other departments and offices include: Computational Science & Information Tech., Grad. Studies, ISPA, LSI, National High Magnetic Field Lab., Office of the President, Office of the Provost, Office of Research, PC Campus, Student Counseling Center, and Undergraduate Studies.

Source: Budget and Analysis





Full-Time Employees by Position, Ethnicity and Gender, Fall 2007



Male Employees

	<u>Asian</u>	<u>Black</u>	<u>Hispanic</u>	<u>Native American</u>	<u>White</u>	<u>Non-Resident Alien</u>	<u>Total</u>
Exec/Administrative/Managerial	5	10	8	1	207	0	231
Faculty	95	36	32	1	842	109	1,115
Other Professionals	16	102	33	0	761	30	942
Clerical and Secretarial	1	34	1	0	52	0	88
Technical/Para-professional	5	35	6	0	114	0	160
Skilled Craft	1	81	2	2	146	0	232
Service/Maintenance	<u>2</u>	<u>276</u>	<u>5</u>	<u>0</u>	<u>103</u>	<u>0</u>	<u>386</u>
Total	125	574	87	4	2,225	139	3,154

Female Employees

	<u>Asian</u>	<u>Black</u>	<u>Hispanic</u>	<u>Native American</u>	<u>White</u>	<u>Non-Resident Alien</u>	<u>Total</u>
Exec/Administrative/Managerial	2	17	3	0	172	0	194
Faculty	33	46	24	1	535	46	685
Other Professionals	32	228	38	6	854	14	1,172
Clerical and Secretarial	10	194	16	4	396	1	621
Technical/Para-professional	3	64	3	0	70	0	140
Skilled Craft	1	2	0	0	10	0	13
Service/Maintenance	<u>2</u>	<u>174</u>	<u>4</u>	<u>0</u>	<u>26</u>	<u>0</u>	<u>206</u>
Total	83	725	88	11	2,063	61	3,031

All Employees

	<u>Asian</u>	<u>Black</u>	<u>Hispanic</u>	<u>Native American</u>	<u>White</u>	<u>Non-Resident Alien</u>	<u>Total</u>
Exec/Administrative/Managerial	7	27	11	1	379	0	425
Faculty	128	82	56	2	1,377	155	1,800
Other Professionals	48	330	71	6	1,615	44	2,114
Clerical and Secretarial	11	228	17	4	448	1	709
Technical/Para-professional	8	99	9	0	184	0	300
Skilled Craft	2	83	2	2	156	0	245
Service/Maintenance	<u>4</u>	<u>450</u>	<u>9</u>	<u>0</u>	<u>129</u>	<u>0</u>	<u>592</u>
Total	208	1,299	175	15	4,288	200	6,185

Source: IPEDS, 2007 Fall Staff Survey



Awards and Honors



FSU Professor Emerita of Chemistry Katherine "Kitty" Blood Hoffman was awarded an Honorary Doctorate of Science for distinguished contributions to the University.



Eminent Scholar Chairs



Eminent Scholar Chairs have been established for the purpose of attracting outstanding faculty to the Florida State University to provide excellence in teaching and research in a designated scholarly field. Eminent Scholar Chairs are established through contributions from the private sector and matching funds from the State of Florida. As of February 2008, the Florida State University had the following established Eminent Scholar Chairs.

Eminent Scholar Chair

Ada-Belle Winthrop-King in French
Bank of America in Banking (formerly Barnett Bank)
Ben Weider in Napoleonic and French Revolutionary Studies
Bernard F. Sliger in Engineering
DeVoe L. Moore & Family for the Study of Critical Issues in
Economic Policy and Government
Don Fuqua in Engineering and Science
Edward Ball in International Law
Eminent Scholar Chair in Family & Child Sciences
Fannie Wilson Smith in Banking
FSCW/Kingsbury in Honor and Memory of
Dr. Edward Conradi
Gus A. Stavros in Economic Education
Haywood & Betty Taylor in Business Administration
Jerry Collins in Public Administration
John & Hallie Quinn for Renewal of American Heritage
and American Free Enterprise
LeRoy Collins in Civic Education and Political Science
Lucille P. and Elbert B. Shelfer in Music
Mildred and Claude Pepper in Social Gerontology
Patty Hill Smith in Banking
Payne H. and Charlotte Hodges Midyette in Insurance

Reubin O'D. Askew in Florida Government and Politics
Rod and Hope Brim in Economics
Sir M. James Lighthill in Mathematics
and Computational Science
Syde P. Deeb in Political Science
Thomas L. Williams, Jr. in Information & Management Sciences
Tobias Simon Chair in Public Law
William H. & Lucyle T. Werkmeister in Philosophy (2 Chairs)

Embarq in Engineering (formerly Sprint)
Frank & Yolonde Fowler in Biological Sciences
Harold & Barbara Chastain in Business
Jim and Betty Ann Rodgers in Medicine
Joy S. Jinks in Community & Organizational Change
Richard W. Ervin in Law
SunTrust in Trust and Investment Management
University Eminent Scholar Chair in Physics

Burt Reynolds in Regional and Professional Theater
George R. Langford Family in Arts and Sciences
Marcus Bailey and Betty Graves Shelfer in Music Theatre
Maximillian E. and Marion O. Hoffman in Theatre
Vincent V. & Agatha Thursby
Wiley and Lucilla Housewright in Music
William R. and Lenore Mote in Fisheries Ecology
and Enhancement

Department

Modern Languages
Finance
History
Engineering

Economics/Social Sciences
Mechanical Engineering
Law
Family & Child Sciences/Human Sciences
Finance

Psychology
Economics/Education
Management
Public Administration & Policy

Social Sciences/Economics
Political Science
Music
Sociology/Aging
Finance
Risk Management/Insurance,
Real Estate & Business Law
Public Administration & Policy
Economics

Mathematics
Political Science
Information & Management Sciences
Law
Philosophy

Electrical Engineering
Biological Sciences
Business
Biomedical Sciences/Medicine
Social Work
Law
Finance
Physics

Theatre
Classics
Music/Music Theatre
Theatre
Visual Arts & Dance
Music

Biological Science

Person Filling Chair

Alec Hargreaves
James Ang
Rafe Blaufarb
Norman Thagard

Keith Ihlanfeldt
Anjaneyulu Krothapalli
Frederick Abbott
Francis D. Fincham
David Humphrey

Karl Anders Ericsson
James D. Gwartney
Pamela L. Perrewe
Mary Ellen Guy

R. Mark Isaac
Carol Weissert
Stanford Olsen
Jill Quadagno
Bong-Soo Lee
James M. Carson

Reubin O'D. Askew
David A. Macpherson

Mohammed Hussaini
William D. Berry
Joey George
Fernando Teson
Alfred Mele/Michael Ruse

Vacant
Vacant
Vacant
Vacant
Vacant
Vacant
Vacant
Vacant

Visiting - Davis Gaines
Visiting - Miriam Griffin
Visiting - Julio Augustin
Visiting - Vacant
Visiting - Vacant
Visiting - Multiple

Visiting - Robert Warner





Eppes, Daisy Parker Flory and McKenzie Professors



Eppes Professors

The Eppes professorship is named after Francis Eppes, the grandson of President Thomas Jefferson, who played a vital role in convincing the Florida Legislature to locate The Seminary West of the Suwannee, FSU's institutional predecessor, in Tallahassee. Over and above professors holding the university's Eminent Scholar chairs, the Francis Eppes Professorship is the ultimate honor, given to a few professors who are ranked at the very top of their field, who portray genuine leadership qualities and who are committed role models for their students. The Eppes professors are often deemed "Superprofessors" because of the high quality of their character, vision and intellect.

<u>Eppes Professor</u>	<u>Department</u>	<u>Date of Designation</u>
Charles R. McClure	Information Studies	August 9, 1999
Ellen T. Zwilich	Music	August 9, 1999
Gerald R. Ferris	Management	August 8, 2000
Leonard L. LaPointe	Communication Disorders	August 8, 2000
Robert O. Butler	English/Creative Writing	August 8, 2000
Suzanne Farrell	Dance	August 8, 2000
David L. Swofford	Biological Science	August 8, 2001
John T. Scholz	Political Science	August 8, 2001
Max D. Gunzburger	Mathematics	August 8, 2002
Roy F. Baumeister	Psychology	December 23, 2002
Philip Froelich	Oceanography	August 8, 2003
Harold M. Kroto	Chemistry & Biochemistry	October 1, 2004
Barbara R. Foorman	Childhood Ed, Reading & Disability Services	August 9, 2006
David C. Larbalestier	Mechanical Engineering/NHMFL	July 1, 2006

Daisy Parker Flory Alumni Professors

The award was established in 1985 to honor Dr. Daisy Parker Flory, Professor of Political Science, who was Dean of the Faculties from 1973 until her retirement in 1984. The award is given to recognize and honor faculty who have contributed to the University through their exemplary and sustained service to students, faculty, discipline/profession, and community.

<u>Daisy Parker Flory Alumni Professors</u>	<u>Department</u>	<u>Date of Designation</u>
Clifford K. Madsen	Music	1985-86
Fred Standley	English	1985-86
Patricia Y. Martin	Sociology	1989-90

McKenzie Professors

These awards, funded by Sarah P. and W. Guy McKenzie, Sr. (formally funded by the FSU Foundation), honor full-time, tenured professors who exemplify high standards of performance in teaching, research and service.

<u>McKenzie Professors</u>	<u>Department</u>	<u>Date of Designation</u>
Janet G. Burroway	English	1987
Thomas R. Dye	Government; Policy Sciences	1987
Jaako Hintikka	Philosophy	1987
Louis N. Howard	Mathematics	1987
William O. Winstead	Music	1987
Karen J. Berkley	Psychology	1989
David K. Kirby	English	1989
Christopher Hunter	Mathematics	1991





English
Mathematics
Religion
Chemistry & Biochemistry
Biological Science
Biological Science
Chemistry & Biochemistry
Psychology
Religion
Physics
English
Oceanography
Statistics
English
Physics
Modern Languages & Ling.
Physics
Psychology
Classics
Psychology
Management
Communication Disorders
Communication
Ed. Leadership & Policy Studies
Mechanical Engineering
Chemical Engineering
Industrial & Manufacturing Eng.
Nutrition, Food & Exercise Sci.
Nutrition, Food & Exercise Sci.
Motion Picture, TV & Rec. Arts
Music
Music
Sociology
Economics
Social Work
Art History





The President & Provost's Named Professorship Program



Named in 2001-2002

Bruce T. Boehrer
Allan J. Clarke
Elbio R. Dagotto
Naresh S. Dalal
William K. Dewar
William Ross Ellington
Roberto G. Fernandez
Alan R. Lang
Sharon E. Nicholson
Doron Nof
William H. Outlaw, Jr.
Stephan von Molnar
Mark D. Winegardner
Sherwood W. Wise, Jr.
Ronald E. Goldsmith
Gary R. Heald
Thomas G. Blomberg
Shridhar K. Sathe
John B. Ruhl
Roy E. Delp
John M. Geringer
Isaac W. Eberstein

Title of Named Professorship

Bertram H. Davis Professor of English
Adrian E. Gill Professor of Oceanography
Edward A. Desloge Professor of Physics
Dirac Professor of Chemistry
Pierre Welander Professor of Oceanography
Michael J. Greenberg Professor of Biological Science
Dorothy Lois Breen Hoffman Prof. of Modern Lang. & Ling.
R. Robert Browning Professor of Psychology
Heinz and Katharina Lettau Professor of Climatology
Fridtjof Nansen Professor of Oceanography
Peter H. Homann Professor of Biological Science
Robert A. Kromhout Professor of Physics
Janet G. Burroway Professor of English
Lyman D. Toulmin Professor of Geological Sciences
Richard M. Baker Professor of Marketing
Theodore Clevenger, Jr., Professor of Communication
Sheldon L. Messinger Professor of Criminology
D. K. Salunkhe Professor of Food Science
Joseph Story Professor of Law
Walter S. James Professor of Voice
Lewis V. Pankaskie Professor of Music
Charles Meade Grigg Professor of Sociology

School/College

Arts & Sciences
Arts & Sciences
Arts & Sciences
Arts & Sciences
Arts & Sciences
Arts & Sciences
Arts & Sciences
Arts & Sciences
Arts & Sciences
Arts & Sciences
Arts & Sciences
Arts & Sciences
Business
Communication
Criminology
Human Sciences
Law
Music
Music
Social Sciences

Department

English
Oceanography
Physics
Chemistry & Biochemistry
Oceanography
Biological Science
Modern Languages & Linguistics
Psychology
Meteorology
Oceanography
Biological Science
Physics
English
Geological Sciences
Marketing
Communication
Criminology & Criminal Justice
Nutrition, Food & Exercise Sciences
Law
Music
Music
Sociology

Named in 2002-2003

Howard A. Baer
R. Bruce Bickley
Philip L. Bowers
James S. Brooks
William C. Burnett
Jeffrey P. Chanton
Robert J. Contreras
Timothy A. Cross
John J. Fenstermaker
Marie E. Krafft
John R. Quine
Thomas M. Roberts
Pamela K. Coats
Marcy P. Driscoll
Adam J. Hirsch
Carolyn A. Bridger
S. Douglass Seaton
Charles E. Connerly

Title of Named Professorship

J. Daniel Kimel Professor of Physics
Griffith T. Pugh Professor of English
Dwight B. Goodner Professor of Mathematics
Grace C. and William G. Moulton Professor of Physics
Carl Henry Oppenheimer Professor of Oceanography
John Widmer Winchester Professor of Oceanography
James C. Smith Professor of Psychology
Earl Frieden Professor of Chemistry and Biochemistry
Fred L. Standley Professor of English
Martin A. Schwartz Professor of Chemistry
Charles W. McArthur Professor of Mathematics
Robert B. Short Professor of Biological Science
Robert C. Earnest Professor of Finance
Leslie J. Briggs Professor of Educational Research
David M. Hoffman Professor of Law
John Boda Professor of Music
Warren D. Allen Professor of Music
William G. & Budd Bell Prof. of Urban & Regional Planning

School/College

Arts & Sciences
Arts & Sciences
Arts & Sciences
Arts & Sciences
Arts & Sciences
Arts & Sciences
Arts & Sciences
Arts & Sciences
Arts & Sciences
Arts & Sciences
Arts & Sciences
Business
Education
Law
Music
Music
Social Sciences

Department

Physics
English
Mathematics
Physics
Oceanography
Oceanography
Psychology
Chemistry & Biochemistry
English
Chemistry & Biochemistry
Mathematics
Biological Science
Finance
Ed. Psychology & Learning Systems
Law
Music
Music
Urban & Regional Planning

Named in 2003-2004

Bettye Ann Case
Jack E. Crow
Dean Falk
Robert J. Gellately
Hunt Hawkins
Ruby E. Krishnamurti
Efstratios Manousakis
Mary E. Pohl
Amanda Porterfield
Per Arne Rikvold
Joseph B. Schlenoff
Samuel L. Tabor
David B. Whalley
Xiaolei Zou

Title of Named Professorship

Olga Larson Professor of Mathematics
John and Geraldine P. Schuler Professor of Physics
Hale G. Smith Professor of Anthropology
Earl Beck Professor of History
James M. McCrimmon Professor of English
J. Stewart Turner Professor of Oceanography
Donald Robson Professor of Physics
Laura Jepsen Professor of Anthropology
Robert A. Spivey Professor of Religion
James Gust Skofronick Professor of Physics
Leo Mandelkern Professor of Polymer Science
Norman P. Heydenburg Professor of Physics
E.P. Miles Professor of Computer Science
Jule Charney Professor of Meteorology

School/College

Arts & Sciences
Arts & Sciences
Arts & Sciences
Arts & Sciences
Arts & Sciences
Arts & Sciences
Arts & Sciences
Arts & Sciences
Arts & Sciences
Arts & Sciences
Arts & Sciences
Arts & Sciences
Arts & Sciences
Arts & Sciences
Arts & Sciences

Department

Mathematics
Physics
Anthropology
History
English
Oceanography
Physics
Anthropology
Religion
Physics
Chemistry & Biochemistry
Physics
Computer Science
Meteorology





The President & Provost's Named Professorship Program



2003-2004 (cont.)

Howard Goldstein
Robert A. Reiser
Emmanuel G. Collins
Alice-Ann Darrow
Eliza T. Dresang
Eric P. Ohlsson
Colleen L. Muscha
Thomas L. Anderson
Lynda J. Davis

Title of Named Professorship

Donald M. Baer Professor of Comm. Sciences & Disorders
Robert M. Morgan Professor of Instructional Systems
John H. Seely Professor of Mechanical Engineering
Irvin Cooper Professor of Music
Eliza Atkins Gleason Professor of Information Studies
Charles O. DeLaney Professor of Music
Don Stowell, Jr. Professor of Theatre
Jessie Lovano-Kerr Professor of Art Education
Nellie-Bond Dickinson Professor of Dance

School/College

Communication
Education
Engineering
Music
Information Studies
Music
Theatre
Visual Arts & Dance
Visual Arts & Dance

Department

Communication Disorders
Ed. Psychology & Learning Systems
Mechanical Engineering
Music Therapy
Information Studies
Music
Theatre
Art Education
Dance

Named in 2004-2005

Paul Cottle
Henry Fuelberg
Kenneth Roux
Gershon Tenenbaum
Justin Schwartz
Bryan Goff
Patrick Meighan
Frances Berry
Richard Feiock
Robert Jay Turner

Title of Named Professorship

Steve Edwards Professor of Physics
David W. Stuart Professor of Meteorology
Kurt G. Hofer Professor of Biological Science
Benjamin S. Bloom Professor of Education
Jack E. Crow Professor of Engineering
Robert T. Braunagel Professor of Music
Alfred N. Tipton Professor of Music
Frank Sherwood Professor of Public Administration
Augustus B. Turnbull Professor of Public Administration
Marie E. Cowart Professor of Epidemiology and Sociology

School/College

Arts & Sciences
Arts & Sciences
Arts & Sciences
Education
Engineering
Music
Music
Social Sciences
Social Sciences
Social Sciences

Department

Physics
Meteorology
Biological Science
Ed. Psychology & Learning Systems
Mechanical Engineering/NHMFL
Music
Music
Public Administration and Policy
Public Administration and Policy
Sociology

Named in 2005-2006

Bernd A. Berg
Neil H. Charness
Raymond R. Fleming
Harrison B. Prosper
Kenneth A. Taylor
Lori J. Walters
Kathleen Yancey
Rolf A. Zwaan
Theodore G. Chiricos
Pamela S. Carroll
Steven W. Van Sciver
Nicholas F. Mazza

Title of Named Professorship

Paul A. Dirac Professor of Physics
William G. Chase Professor of Psychology
John Francis Dugan Prof. of Modern Languages & Linguistics
Kirby Kemper Professor of Physics
Donald L. D. Caspar Professor of Biological Sciences
Harry F. Williams Professor of French
Kellogg W. Hunt Professor of English
F. C. Donders Professor of Psychology
William J. Wilson Prof. of Criminology & Criminal Justice
Dwight L. Burton Professor of English Education
John H. Gorrie Professor of Mechanical Engineering
Patricia V. Vance Professor of Social Work

School/College

Arts & Sciences
Arts & Sciences
Arts & Sciences
Arts & Sciences
Arts & Sciences
Arts & Sciences
Arts & Sciences
Arts & Sciences
Criminology
Education
Engineering
Social Work

Department

Physics
Psychology
Modern Languages & Linguistics
Physics
Biological Science
Modern Languages & Linguistics
English
Psychology
Criminology & Criminal Justice
Middle & Secondary Education
Mechanical Engineering
Social Work

Source: Office of the Dean of the Faculties





Robert O. Lawton Distinguished Professors



The Robert O. Lawton Distinguished Professor award is the highest honor faculty can bestow on a colleague. This award was first presented in 1957-58 and was known as the Distinguished Professor award until 1981 when it was renamed in honor of the late Vice President for Academic Affairs Robert O. Lawton. At that time past recipients also were designated Lawton Distinguished Professors.

Year	Recipient	Department
1957-58	William Hudson Rogers	English
1958-59	Marian Doris Irish	Government
1959-60	Anna Forbes Liddell	Philosophy
1960-61	Ernest Max Grunwald	Chemistry
1961-62	Wiley Lee Housewright	Music
1962-63	Michael Kasha	Chemistry
1963-64	Dorothy Lois Breen Hoffman	Modern Languages
1964-65	Carlisle Floyd, Jr.	Music
1965-66	Betty Monaghan Watts	Food and Nutrition
1966-67	Raymond K. Sheline	Chemistry
1967-68	Gregory R. Choppin	Chemistry
1968-69	Eugene D. Nichols	Mathematics Education
1969-70	Earl Frieden	Chemistry
1970-71	Ralph Allan Bradley	Statistics
1971-72	Lloyd Mumbauer Beidler	Biological Science
1972-73	Kellogg Wesley Hunt	English
1973-74	I. Richard Savage	Statistics
1974-75	Daniel Ralph Kenshalo	Psychology
1975-76	Richard Gordon Fallon	Theatre
1976-77	Elena Nikolaidi	Music
1977-78	Richard L. Rubenstein	Religion
1978-79	Seymour L. Hess	Meteorology
1979-80	George M. Harper	English
1980-81	Harry M. Walborsky	Chemistry
1981-82	Robert Gilmer	Mathematics
1982-83	Robert M. Gagne	Ed Research, Dev, & Foundations
1983-84	J. Herbert Taylor	Biological Science
1984-85	Leo Mandelkern	Chemistry
	Frank Proschan	Statistics
1985-86	T.N. Krishnamurti	Meteorology
1986-87	Daniel Simberloff	Biological Science
1987-88	Werner Herz	Chemistry
1988-89	Clifford K. Madsen	Music
1989-90	Richard L. Greaves	History
1990-91	Donald Robson	Physics
1991-92	Nancy Smith Fichter	Dance
	E. Imre Friedmann	Biological Science
1992-93	James C. Smith	Psychology
1993-94	Jayaram Sethuraman	Statistics
1994-95	Kurt G. Hofer	Biological Science
1995-96	Janet G. Burroway	English
1996-97	Joseph Travis	Biological Science
1997-98	De Witt Sumners	Mathematics
1998-99	Myles Hollander	Statistics
1999-00	James J. O'Brien	Meteorology & Oceanography
2000-01	Christopher K. W. Tam	Mathematics
2001-02	Nancy H. Marcus	Oceanography
2002-03	Kirby W. Kemper	Physics
2003-04	David Kirby	English
2004-05	<i>Not Awarded</i>	
2005-06	Jayne M. Standley	Music Therapy
2006-07	Alan G. Marshall	Chemistry & Biochemistry
2007-08	Walter Tschinkel	Biological Science

Source: Office of the President





University Teaching Awards



Excellence in Undergraduate Teaching Awards were first awarded in 1962-63 and were then designated as the Coyle E. Moore, Jr. Awards. They were continued as the George Miller Teaching Awards in 1966-67 and 1967-68, the Amoco/Standard Oil Foundation Awards from 1967-77, the President's Teaching Awards from 1977-78 through 1984-85, and beginning in 1985-86, they were designated as the University Teaching Awards.

The Coyle E. Moore, Jr. Award

<u>1962-63</u>		<u>1963-64</u>		<u>1964-65</u>	
James P. Jones	History	William W. Rogers	History	Katherine Hoffman	Chemistry
<u>1965-66</u>		<u>1966-67</u>		<u>1967-68</u>	
Steve Edwards	Physics	Michael J. Shaara	English	Ingrid Tiesler	Modern Languages

The George Miller Teaching Award

<u>1966-67</u>		<u>1967-68</u>	
Eva May Atwood	Modern Languages	Robley Light	Chemistry

Amoco/Standard Oil Foundation Awards

<u>1967</u>		<u>1968</u>		<u>1969</u>	
Homer A. Black	Business (Accounting)	Richard Baker, Jr.	Marketing	Harrison Chase	Geography
Donald D. Horward	History	Joann James	Modern Languages	William H. Heflin	Foreign Language Ed.
Dorothy M. Schlitt	Science Education	Robert J. Kinsky	Mathematics Education	William H. Long	Meteorology
<u>1970</u>		<u>1971</u>		<u>1972</u>	
Azzurra B. Givens	Modern Languages	Ronald J. Clark	Chemistry	Joyotpaul Chaudhuri	Government
Edward K. Mellon	Chemistry	Carolyn J. Schluck	Elementary Education	W. W. de Grummond	Classics
Charles T. Wellborn	Religion	Jerome H. Stern	English	Jeanne L. Ryan	Habilitative Science
<u>1973</u>		<u>1974</u>		<u>1975</u>	
John J. Carey	Religion	David L. Ammerman	History	William T. Lhamon	English
Marilyn P. Gombosi	Music	Janet G. Burroway	English	Hans S. Plendl	Physics
Kay Judkins	Clothing & Textiles	James C. Smith	Psychology	Robert Rubanowicz	History
<u>1976</u>		<u>1977</u>			
Eugene J. Crook	English	Richard L. Chapple	Modern Languages		
Robert Carter Morris	Physics	Leo Sandon, Jr.	Religion		
Marjorie Sparkman	Nursing	George Weaver	Psychology		

President's Teaching Awards

<u>1977-78</u>		<u>1978-79</u>		<u>1979-80</u>	
James P. Jones, Jr.	History	Sydney R. Grant	Educational Research	John R. Albright	Physics
Clifford K. Madsen	Music	Colleen J. Kirk	Music	Patricia A. Dore	Law
H. Peter Stowell	English	James C. Moore	Audiology & Speech Pathology	Kurt G. Hofer	Biological Sciences
<u>1980-81</u>		<u>1981-82</u>		<u>1982-83</u>	
Joyce L. Carbonell	Psychology	Robert C. Clark	Child., Reading, & Special Education	Janice L. Flake	Curriculum & Instruction
Mildred W. Ravenell	Law	E. Joe Nosari	Finance	Sandra W. Rackley	Communication
Patricia Rose	Art	Michael E. Rashotte	Psychology	Calvin E. Zongker	Home & Family Life
<u>1983-84</u>		<u>1984-85</u>			
Fanchon F. Funk	Educational Leadership	Edward A. Desloge	Physics		
John A. Payne	Audiology & Speech Pathology	John J. Fenstermaker	English		
William W. Rogers	History	Warren B. Nation	Marketing		





University Teaching Awards



University Teaching Awards

1985-86

Hans P. Braendlin	Modern Languages
William J. Cloonan	Modern Languages
John A. Degen	Theatre
Nancy de Grummond	Classics
Emily T. Haymes	Movement Sc. & Physical Ed.
Janet E. Kodras	Geography
Duane A. Meeter	Statistics
Robert A. Reiser	Educational Research
Michael M. Richey	Theatre
Timothy C. Verdon	Art History
Barbara W. White	Social Work

1986-87

Phillip L. Bowers	Mathematics
Victor Carrabino	Modern Languages
Doris H. Clark	Library & Information Studies
Eugene J. Crook	English
Thomas Dye	Political Science
James H. Gapinski	Economics
Glorida A. Grizzle	Public Administration
Louis Howard	Mathematics
Patricia Johnson	Human Services & Studies
David Levenson	Religion
Robert Neuman	Art History
Fred Standley	English
Jayne M. Standley	Music
Sheila O. Taylor	English

1987-88

David L. Balkwill	Biological Science
James K. Brewer	Educational Research
Amy Brown	Music
Donna Crowley	Communications
Carol Darling	Home & Family Life
John Elam	Biological Science
Nan Goggin	Studio Art
Leon Golden	Classics & Humanities
Richard Greaves	History
Sally Hansen-Gandy	Family & Child Sciences
Wolfgang Heil	Mathematics
Jeanne D. Heitmeyer	Clothing, Textiles, & Merch.
Donald Horward	History
Maxine Jones	History
Patricia Martin	Sociology
William Oldson	History
Paul Piccard	Political Science
David Quadagno	Movement Sc. & Physical Ed.
Thomas Schaefer	Accounting
Eric Walker	English
James Wyatt	Modern Languages

1988-89

Howard D. Baker	Psychology
Franklin B. Brown	Chemistry
Charles W. Ehrhart	Law
Kenneth A. Goldsby	Chemistry
Christopher Hunter	Mathematics
William R. Jones	Religion & Black Studies
George E. Judy	Theatre
Stephen P. Leach	Computer Science
William F. Marzluff	Chem. & Molecular Biophy.
Jerome H. Stern	English
James D. White	Criminology

1989-90

Michael Armer	Sociology
Stephen P. Baginski	Accounting
Karen Berkeley	Psychology
Wm. A. Christiansen	Finance
Paul R. Elliot	Biological Science
Bruce T. Grindal	Anthropology
Anita S. Hollander	Accounting
James Orcutt	Sociology
Glenn Parker	Political Science
Bruce Rengers	Nutr., Food, & Movement Sc.
Joe M. Richardson	History
Mary Shannahan	Nursing
Theodore P. Williams	Biological Science

1990-91

Thomas G. Blomberg	Criminology
Stephen E. Celec	Finance
Richard L. Hagen	Psychology
James J. Hoffman	Management
Sam W. Huckaba	Mathematics
Kathleen A. Kemp	Political Science
Dianne F. Montgomery	Social Work
Donna M. Nudd	Communication
Manuel L. Ponce	Interior Design
Terrence W. Tilley	Religion
Denise A. Tucker	Nursing
Kathryn Weathersby	History

1991-92

Jon S. Bailey	Psychology
Bruce T. Boehrer	English
John L. Bryant	Mathematics
Karen M. Burgess	Mathematics
Anne M. Bush	Art
Thomas D. Clark	Information Mgmt. Sciences
Larry C. Dennis	Physics
Phillip E. Downs	Marketing
Stephen C. Foster	Chemistry
Lorie A. Fridell	Criminology & Crim. Justice
S. E. Gontarski	English
Nancy R. Green	Nutr., Food, & Movement Sc.
Hunt Hawkins	English
Jack E. Hokanson	Psychology
David W. Kirby	English
Frank Kowalsky	Music
Judith L. Irvin	Educational Leadership
Larry W. Isaac	Sociology
Edward A. Love	Art
Betty Jo McCarty	Childhood Education
Urban B. Ozanne	Marketing
Pamela L. Perrewe	Management
Jill B. Quadagno	Sociology
Joseph A. Travis	Biological Science
Barton J. Wechsler	Public Administration
Paul L. Wilkens	Management

1992-93

Gary A. Benesh	Finance
Wendy Bishop	English
Daniel R. Boroto	Psychology
Bonnie L. Braendlin	English
E. Wayne Hill	Family, Child & Consumer Sc.
Bruce Holzman	Music
Susan I. Hruska	Computer Science
Elizabeth Jakubowski	Curriculum & Instruction
John R. Kerr	Marketing
Emma H. Kittles	Clothing, Textiles & Merch.
John P. Lunstrum	Childhood Education
Dennis D. Moore	English
Philip D. Morgan	History
Jerome S. Osteryoung	Finance
Norma C. Presmeg	Curriculum & Instruction
Anne E. Rowe	English
Diana Scott	Childhood Education
Emmanuel I. Shargel	Educational Foundations
Lee P. Stepina	Management
Jeffrey Tatum	Classics
Andre Thomas	Music
Walter R. Tschinkel	Biological Science
Bruce W. Tuckman	Educational Research
Lori J. Walters	Modern Languages
Charles H. Wolfgang	Childhood Education

1993-94

Brenda L. Cappuccio	Modern Languages
Karen Cunningham	English
Robert E. Deyle	Urban & Regional Planning
Roberto G. Fernandez	Modern Languages
Susan S. Fiorito	Clothing, Textiles & Merch.
Kate W. Gelabert	Theatre
Frances C. James	Biological Science
Neil T. Jumonville	History
K. Michele Kacmar	Management
John E. Kelsay	Religion
William E. Leparulo	Modern Languages
Rochelle A. Marrinan	Anthropology
Charles C. Ouimet	Psychology
William H. Outlaw, Jr.	Biological Science
Barbara C. Palmer	Ed. Theory & Practice
David F. Powell	Law
Thomas M. Roberts	Biological Science
Bawa S. Singh	History
Dale L. Smith	Political Science
Antoine E. Spacagna	Modern Languages
Grayson H. Wheatley	Curriculum & Instruction





University Teaching Awards



University Teaching Awards (continued)

1994-95

Paolo B. Aluffi
William J. Cloonan
Valerie J. Conner
Lynda J. Davis
John A. Degen
Steven Gey
Virginia P. Green
William R. Jones
Wallace A. Kennedy
Stephen Leach
Darrell E. Levi
Jean M. Lickson
James B. Meyer
Maxine Montgomery
Mary Ann Moore
Donald A. Nast
John D. Neill, III
William O. Oldson
John A. Payne
David M. Quadagno
Paul W. Strait
David Van Winkle
Eric C. Walker
C. Walters-Chapman
Edward Wynot, Jr.

Mathematics
Modern Languages
History
Dance
Theatre
Law
Ed. Theory & Practice
Black Studies
Psychology
Computer Science
History
Theatre
Psychology
English
Textiles & Consumer Sci.
Finance
Accounting
History
Communications
Biological Science
History
Physics
English
Family & Child Sciences
History

1995-96

H. Glenn Boggs, II
Judy K. Bowers
Robert N. Braswell
Pamela S. Carroll
Carol A. Darling
Walter Dick
Dean H. Gatzlaff
Joey F. George
Larry Gerber
Elizabeth Goldsmith
Jean Graham-Jones
Cathy W. Levenson
Christopher Lonigan
K. Myers-Pietralunga
Joe L. Mott
Sheila Ortiz-Taylor
Valentina Pichugin
Joe M. Richardson
Alvin Stauber
De Witt L. Sumners
Robert G. Turner
Frank A. Vickory
George E. Weaver
Thomas M. Welsh

Risk Management
Music
Industrial Engineering
Curriculum & Instruction
Family & Child Sciences
Educational Research
Risk Management
Information & Mgmt Sci.
Music
Textiles & Consumer Sci.
Modern Languages
Nutr., Food & Movement Sci.
Psychology
Interior Design
Mathematics
English
Modern Languages
History
Risk Management
Mathematics
Finance
Risk Management
Psychology
Dance

1996-97

Allen W. Bathke, Jr.
Annette Blackwelder
Karen M. Burgess
John L. Bryant
James E. Croft
Nancy deGrummond
Isaac W. Eberstein
Kathleen M. Erndl
Stanley E. Gontarski
Richard L. Hagen
Jeanne D. Heitmeyer
James J. Hoffman
Allen W. Imershein
David Kirby
Richard N. Mariscal
Bruce Menchetti
Gregory A. Riccardi
Shridhar K. Sathe
S. Douglass Seaton
William Snyder
Barry Solomon
Richard K. Wagner
Virginia G. Walker
David S. Warmath

Accounting
Mathematics
Mathematics
Mathematics
Music
Classics
Sociology
Religion
English
Psychology
Textiles & Consumer Sci.
Management
Sociology
English
Biological Science
Special Education
Computer Science
Nutr., Food & Movement Sci.
Music
Educational Leadership
Communication
Psychology
Communication Disorders
Neuroscience

1997-98

Doris A. Abood
Jon S. Bailey
Michael B. Bakan
Marilyn Barger
Tessa Bartholomeusz
Thomas Blomberg
Simon C. Capstick
Roy E. Delp
Kenneth A. Dodaro
Piotr G. Fajer
Lorie A. Fridell
Thomas J. Harrison
Janet E. Kodras
Victoria MacDonald
Ian W. McKeague
Sally E. McRorie
Stefan C. Norrbin
Jerome Osteryoung
Daniel J. Pullen
Robert H. Reeves
Jane L. Reimers
V. Sambamurthy
W. Jeffrey Tatum

Nutr., Food & Movement Sci.
Psychology
Music
Civil Engineering
Religion
Criminology
Physics
Music
Mathematics
Biological Science
Criminology
Electrical Engineering
Geography
Ed. Foundations & Policy St.
Statistics
Art Education
Economics
Finance
Classics
Biological Science
Accounting
Information & Mgmt. Sci.
Classics

1998-99

Winnifred Adolph
Jon Ahlquist
Michael Blaber
James Brey
Karen Clarke
Betty Dessants
Kevin Eastman
Nina Efimov
John Fenstermaker
Raymond Fleming
Jonathan Grant
Chanta Haywood
Gary Heald
Larry Isaac
Brenda Jarmon
Frank Johnson
Joseph McElrath
Timothy Moerland
Hans-Friedrich Mueller
William Outlaw, Jr.
Suzanne Parker
Richard Portman
Mark Riley
Douglas Zahn

Modern Languages
Meteorology
Chemistry
Communication
Music
History
Risk Mgmt. & Insurance
Modern Languages
English
Modern Languages
History
English
Communication
Sociology
Social Work
Psychology
English
Biological Science
Classics
Biological Science
Political Science
M.P., TV & Recording Arts
Physics
Statistics

1999-00

Margaret Baldwin
Carol Batker
Wendy Bishop
George Blakely
Shannon Burkes
William Christiansen
Allan Clarke
Billy Close
Barry Diskin
John Drew
Donald Hodges
John McMichael
David Macpherson
Robert Marshall
Ann Mullis
Jay Rayburn
Sue Reid
Samuel Rickless
Adam Sarty
Martin Schwartz
James Sickinger
Kaisheng Song
James Wooland

Law
English
English
Studio Art
Religion
Finance
Oceanography
Criminology
Risk Mgmt. & Insurance
Music
Philosophy
Mathematics
Economics
Risk Mgmt. & Insurance
Family & Child Science
Communication
Public Admin. & Policy
Philosophy
Physics
Chemistry
Classics
Statistics
Mathematics

2000-01

Ljubisa Adamovich
Paolo Aluffi
Thomas L. Anderson
R. Bruce Bickley, Jr.
William Cloonan
Pamela K. Coats
Paul D. Cottle
Donna J. Crowley
Jean Dangler
John A. Degen
Jorge Delva
Martin K. Foys

Economics
Mathematics
Art Education
English
Modern Languages
Finance
Physics
Communication Disorders
Modern Languages
Theatre
Social Work
English

2001-02

H. Glenn Boggs
Robert N. Braswell
Carolyn Bridger
Joyce Carbonell
Scottye Cash
Thomas Cornille
Jodee Dorsey
Barry Faulk
Donna Fletcher
Sam Huckaba
David F. Johnson

Risk Management/Insurance
Industrial Engineering
Music
Women's Studies/
Psychology
Social Work
Family and Child Sciences
Nutrition, Food & Exer. Sci.
English
Rec. & Leisure Services
Mathematics
English

2002-03

Barbara Allison
Albert Barcion
George Bates
Allen Bathke
Robert Clark
Patrick Dunnigan
Lloyd Epstein
Laurel Fulkerson
Elizabeth Jakubowski
Maxine Jones
Danuta Leszczynska
Jean Lickson

Family and Child Sciences
Meteorology
Biological Sciences
Accounting
Elementary Education
Music
Biological Sciences
Classics
Middle & Secondary Ed.
History
Civil Engineering
Theatre





University Teaching Awards



University Teaching Awards (continued)

2000-01 (continued)

Elizabeth Goldsmith	Textiles & Consumer Sci.
Ronald E. Goldsmith	Marketing
Ladislav Kubik	Music
Patricia Y. Martin	Sociology
Thomas S. McCaleb	Economics
James D. McLaughlin	Textiles & Consumer Sci.
Patrick Meighan	Music
Richard J. Morris	Communication Disorders
Jorge Piekarewicz	Physics
John R. Reynolds	Sociology
Don E. Schlagenhauf	Economics
Edward D. Wynot, Jr.	History
Mark T. Ziegler	Communication

2003-04

Reb Braddock	M.P., TV & Rec. Arts
Leigh Edwards	English
David Gaitros	Computer Science
Nancy Greenbaum	Chemistry & Biochemistry
Larry Isaac	Sociology
Victoria-	Educational Leadership &
Maria MacDonald	Policy Studies
Richard Morton	Accounting
Michael Peters	Chemical Engineering
Gary Smith	Finance
Mark Winegardner	English

2006-07

Doris Abood	Nutrition, Food & Exer. Sci.
Igor Alabugin	Chemistry & Biochemistry
Jon Bailey	Psychology
Billy Barbour	Panama City Campus
Frederick Davis	History
James Doran	Finance
Henry Fuelberg	Meteorology
Michele Garber	Nutrition, Food & Exer. Sci.
Elizabeth Goldsmith	Textiles & Consumer Sci.
Bruce Grindal	Anthropology
Evan Jones	Music
Edward Klatt	Medicine
Lenore McWey	Family & Child Sciences
Donna Nudd	Communication
Jorge Piekarewicz	Physics
Susan Porterfield	Nursing
Mark Riley	Physics
Pamela Robbins	History
Deana Rohlinger	Sociology
Lisa Scott	Communication Disorders
Jon Stallins	Geography
Julie Stierwalt	Communication Disorders
Thomas Welsh	Dance
Susan Wood	Middle & Secondary Ed.
Mark Zeigler	Communication

2001-02 (continued)

James P. Jones	History
Aaron Feng Lan	Modern Languages
Mark Messersmith	Art
James Orcutt	Sociology
Kislaya Prasad	Economics
Pamela Ryan	Music
David Whalley	Computer Science
James L. Wyatt	Modern Languages

2004-05

Jon Ahlquist	Meteorology
Michael Buchler	Music
Pamela Carroll	Middle & Secondary Ed.
Peter Dalton	Philosophy
Kimberly Harris	Hospitality
Frank Johnson	Psychology
David Kangas	Religion
Martin Kavka	Religion
Jeffrey Keesecker	Music
Daniel Klooster	Geography
Frank Kowalsky	Music
Vickie Lake	El. & Early Childhood Ed.
Cathy Levenson	Nutrition, Food & Exer. Sci.
Steven Mills	Family & Child Sciences
Dennis Moore	English
Linda M. Rogers	Mathematics
Michael Rychlik	Middle & Secondary Ed.
Zeina Schlenoff	Modern Languages
Matthew Shaftel	Music
James Simpson	Industrial Engineering
Michelle Stebleton	Music
Kimberly VanWeelden	Music
Paul Marty	Information
Robert Reeves	Biological Sciences

2007-08

Paolo Aluffi	Mathematics
Cheryl Beeler	Sport Mgmt, Recreation Mgmt & Physical Education
Radha Bose	Statistics
Joseph Calhoun	Economics
Billy Close	Criminology & Criminal Justice
Jerome Cronin	Marketing
Nanna Cuchens	Nursing
Norma "Jeanne" Dexter	Panama City Campus-Management
Andrew Epstein	English
Donna Fletcher	Sport Mgmt, Recreation Mgmt & Physical Education
Larry Gerber	Music
Steven Gey	Law
Frank Gunderson	Music
Sandra Halvorson	Panama City Campus-Communication
Monica Hurdal	Mathematics
Alexander Jimenez	Music
Darrin McMahon	History
Jeff Patterson	Accounting
Carolyn Piazza	Childhood Ed., Reading & Disability Services
Steven Ramsier	Statistics
Nat Stern	Law
Denise Tucker	Nursing
William Woodyard	Risk Mgmt/Insurance, Real Estate & Business Law

2002-03 (continued)

Timothy Logan	Chemistry
Bryan Loney	Psychology
Michael Meredith	Biological Sciences
Maxine Montgomery	English
Joseph Owens	Physics
Pushkala Raman	Marketing
Cristina Rios	Elementary Education
Jayne Standley	Music
Oliver Steinbock	Chem. & Biochemistry
Frank Vickory	Risk Mgmt/Insurance & Real Estate
Denise Von Glahn	Music
Peng Xiong	Physics

2005-06

Leslie Aspinwall	Middle & Secondary Ed.
Jose Blanco	Textiles & Consumer Sci.
Michael Brady	Marketing
William Christiansen	Finance
Lance deHaven-Smith	Public Admin. & Policy
Lise Diez-Arguelles	Management
Kathleen Erndl	Religion
Deborah Floyd	Childhood Ed., Reading & Disability Services
Kenneth Goldsby	Chem. & Biochemistry
Deborah Hasson	Middle & Secondary Ed.
Sally Karioth	Nursing
Jon Maner	Psychology
Alfred Mele	Philosophy
Anthony Morgan	Dance
Ricardo Navarro	Interior Design
John Parks	Music
David Quadagno	Biological Sciences
Arthur Raney	Communication
S. Slaveva-Griffin	Classics
Nora Underwood	Biological Sciences
Lisa Wakamiya	Modern Languages
James Whyte	Nursing
Thomas Wright	Music





Developing Scholar Awards



Developing Scholar Awards

1977-78

Robert L. Conn Finance
James Gapinski Economics
Daniel S. Simberloff Biological Science
Gunther Stamm Art

1978-79

Jayne M. Alley Music
Burton M. Atkins Government
Virgil L. Goedken Chemistry
James D. Orcutt Sociology
Friedrich K. Stephan Psychology
Susan B. Thomas Child Development

1979-80

Karyl J. Louwenaar Music
Randolph R. Rill Chemistry
Leo Sandon Religion
William R. Thompson Government

1980-81

Scott C. Flanagan Government
Marc E. Freeman Biological Science
Dale A. Olsen Music
Marie W. Osmond Sociology
Joseph Torgesen Psychology

1981-82

Robert W. Fichter Art
William F. Marzluff Chemistry
Glenn R. Parker Government
William E. Pelham, Jr. Sociology
H. Peter Stowell English
Robert A. Reiser Ed. Research, Development
 & Foundations

1982-83

Nancy T. de Grummond Classics
Nancy R. Green Nutrition & Food Science
Penelope E. Mason Art History
Thomas S. McCaleb Economics
Gerald W. McDonald Sociology
Joseph F. Owens, III Physics

1983-84

Meinrat O. Andreae Oceanography
Russell J. Dalton Political Science
Larry W. Isaac Sociology
Gerald P. Schatten Biological Science
Harold E. Van Wart Chemistry

1984-85

Ronald C. Braswell Finance
Allan J. Clarke Oceanography
Mark J. Martinko Management
Samuel L. Tabor Physics
Joseph Travis Biological Science

1985-86

Gregory G. Dess Management
W. Ross Ellington Biological Science
Kathleen A. Kemp Political Science
S. Douglass Seaton Music
Timothy C. Verdon Art History

1986-87

Pamela K. Coats Finance
Dennis W. Duke Physics
Melissa A. Hardy Sociology
Christopher J. Lingle Biological Science
Charles M. Tolbert Sociology

1987-88

David Balkwill Biological Science
Lawrence Dennis Physics
Marta Harley English
Sharon Nicholson Meteorology
Isaac Eberstein Center for the Study
 of Population

1988-89

George W. Bates Biological Science
Glen H. Doran Anthropology
Marcy Driscoll Educational Research
David R. Peterson Finance
Bernd A. Berg Physics & Supercomputer

1989-90

Anthony J. Arnold Geology
Pamela P. Peterson Finance
Janet E. Kodras Geography
Michael Meredith Biological Science

1990-91

Timothy A. Cross Chemistry
Sharon J. Derry Psychology
Efstratios Manousakis Physics
Phillip D. Morgan History
Amy Wetherby Communication Disorders

1991-92

William Dewar Oceanography
Marie E. Kraft Chemistry
David Levinthal Physics
Jean Mitchell Economics
Charles Ouimet Psychology

1992-93

Paul D. Cottle Physics
John E. Kelsay Religion
Pamela E. Perrewew Management
Bruce Stifel Urban & Regional Planning
W. Jeffrey Tatum Classics

1993-94

Bruce Thomas Boehrer English
N. Chandrasekaran Mechanical Engineering
Angelo M. Collins Curriculum & Instruction
Neil S. Lundberg Geology
Lori J. Walters Modern Languages

1994-95

Howard A. Baer Physics
Wendy Bishop English
Jeffrey Chanton Oceanography
Jerzy Cioslowski Chemistry
Sam Huckaba Mathematics
Robert T. Walker Geography

1995-96

Elbio Dagotto Physics
Stuart E. Dyer Biological Science
Bruce R. Locke Chemical Engineering
Joseph B. Schlenoff Chemistry
Linda Vinton Social Work

1996-97

Pedro Arce Chemical Engineering
Timothy Moerland Biological Science
Michael Overton Human Science
Harrison Prosper Physics
Justin Schwartz Mechanical Engineering

1997-98

Emmanuel Collins, Jr. Mechanical Engineering
Piotr G. Fajer Biological Science
K. Michele Kacmar Management
Adriana Moreo Physics
Christopher J. Patrick Psychology

1998-99

Paolo Aluffii Mathematics
Richard Lee Hyson Psychology
David Johnson English
Jeffrey Mondak Political Science
Peter Wainwright Biological Science

1999-00

Kathleen Erndl Religion
Elna Green History
Thomas Joiner Psychology
Evan Ringquist Political Science
Rolf Zwaan Psychology

2000-01

Michael Chapman Chemistry
Cathy Levenson Nutrition, Food &
 Exercise Science
Don Levitan Biological Sciences
Christopher Lonigan Psychology
Nathan Stoltzfus History

2001-02

Susan Blessing Physics
Michael Bakan Music
James Sickinger Classics
Michael Mascagni Computer Science
Jean Graham-Jones Modern Languages
Donald Odita Art

2002-03

Nicholas Bonesteel Physics
Darryl Dickson-Carr English
David J. Ketchen Management
Will Moore Political Science
Paul Trombley Biological Science

2003-04

Farrukh Alvi Mechanical Engineering
Vladimir Physics
 Dobrosavljevic Physics
Zuoxin Wang Psychology





Developing Scholar & University Advising Awards



Developing Scholar Awards (continued)

2004-05		2005-06		2006-07	
Jerold Pope	Music	Carol Anne Clayson	Meteorology	Richard Bertram	Mathematics
Jorge Piekarewicz	Physics	Thomas Houpt	Biological Sciences	Darrin McMahon	History
John Bertot	Information Studies	Joel Kostka	Oceanography	Laura Reina	Physics
Amy Sang	Chemistry & Biochemistry	Anuj Srivastava	Statistics	Oliver Steinbock	Chemistry & Biochemistry
David Houle	Biological Science	Daniel Vitkus	English	Gary Tyson	Computer Science
2007-08					
Gregory M. Erickson	Biological Science				
Debra Fadool	Biological Science				
Hong Li	Chemistry & Biochemistry				
Peng Xiong	Physics				
Kun Yang	Physics				

University Advising Awards

1989-90		1990-91		1991-92	
Bettye Case	Mathematics	Christy Baker	Social Work	Kenneth Goldsby	Chemistry
James Cobbe	Economics	Ann Durham	English	Sally Hansen-Gandy	Home Economics Education
Gary Fournier	Economics	Lorie Fridell	Criminology	Barbara Jones	Undergraduate Studies
Henry Fuelberg	Meteorology	Geraldine Frost	Social Sciences	Emilie Morlock	Honors & Scholars Program
Phillip Leamon	Curriculum & Instruction	Stephen Leach	Computer Science	Judith Parsons	Arts & Sciences
Lloyd Price	Communication Disorders	Deborah Perry	History	Phyllis Straus	Art
George Weaver	Psychology	Paul Piccard	Political Science	Shirley Wilder	Education
		Ruth Williams	Psychology		
1992-93		1993-94		1994-95	
Linda Forsythe	Undergraduate Studies	Jon Ahlquist	Meteorology	Melanie Booker	Biological Science
Diane Morris	Psychology	Jon Bailey	Psychology	Sue Capitani	Study Abroad Programs
Judy Waters	Criminology	Donna Bostwick	Business Administration	Linda Mahler	Undergraduate Studies
		George Buzyna	Mechanical Engineering		
		Dante Laudadio	Hospitality Administration		
		Kathleen Smith	Medical Sciences		
		Lisa Velez-Davis	Arts & Sciences		
1995-96		1996-97		1997-98	
Michelle Bushong	Computer Science	Robert Braswell	Industrial Engineering	Christine Boyd	Academic Advising Center
Sandra Lewis	Special Education	David Butler	Interior Design	Rickey Spain	Computer Science
Marina Sarg-Mendez	Psychology	Virginia Walker	Communication Disorders	Phyllis Straus	Art
1998-99		1999-00		2000-01	
Carol Bullock	Economics	Alice Earp	Undergraduate Studies	Patricia Stith	Retention Center
Jane Clendinning	Music	Susan Garis	Business		
		Deborah Perry	History		
2001-02		2002-03		2003-04	
Bonnie Greenwood	Human Sciences	Elizabeth Foster	Medicine (Psychology)	Doug Mikutel	Advising First (UG Studies)
Brett Kemker	Communication Disorders	Pamela Graham	Social Work	Nikki Raimondi	Advising First (UG Studies)
M. Kim Maddox	Social Work			Robert Reeves	Biological Sciences
Thomas McCaleb	Economics			Shridhar Sathe	Nutr., Food & Exercise Sci.
Judy Nunez	Theatre			Chiang Shih	Mechanical Engineering
				Phyllis Straus	Art
2004-05		2005-06		2006-07	
Thesla Berne-Anderson	Medicine	Nancy Benavides	Law	David Butler	Interior Design
Carol Bullock	Economics	Ann DelRossi	Social Sciences	Stephanie Cameron	English
Scott Thorp	Information	Kimberly Hicks	Business	Norma Dexter	Panama City Campus
		Deborah Perry	History	William Hudson	Multicultural Student Affairs
2007-08					
D. Craig Filar	Biological Science				
Henry Fuelberg	Meteorology				
Susan Glaser	College of Education				
Robbin Hand	Sociology				
Janice Lindsley	College of Business				
Betty Stanton	Computer Science				





University Distinguished Teacher & Research Professor Awards



University Distinguished Teacher Awards

1989-90	Ronald J. Clark Kurt G. Hofer Donald D. Horward Clifford K. Madsen Edward K. Mellon	Chemistry Biological Science History Music Chemistry
1992-93	David B. Levenson	Religion
1995-96	Eric C. Walker	English
1998-99	Dennis Moore	English
2001-02	Not Awarded	
2004-05	Charles Ouimet	Medicine
2007-08	William Christiansen	Finance
1990-91	James P. Jones William T. Lhamon Michael Rashotte William Rogers Leo Sandon	History English Psychology History Religion
1993-94	James C. Smith	Psychology
1996-97	Carol A. Darling	Family & Child Science
1999-00	Robert Reiser	Educational Research
2002-03	Shridhar K. Sathe	Nutr., Food & Exercise Sci.
2005-06	Pamela Carroll	Middle & Secondary Ed.
1991-92	Janet G. Burroway	English
1994-95	Stephen P. Leach	Computer Science
1997-98	Kenneth A. Goldsby	Chemistry
2000-01	John Fenstermaker	English/American and Florida Studies
2003-04	Karen Burgess Everage	Mathematics
2006-07	David Kirby	English

Distinguished Research Professor Awards

1991	William Harper James O'Brien Christopher Tam	Studio Art Meteorology & Oceanography Mathematics
1994	Kirby W. Kemper Charles B. Nam Ralph V. Turner	Physics Sociology History
1997	Richard Pfeffer Joseph Torgesen Steven Van Sciver	Meteorology Psychology Mechanical Engineering
2000	Stanley Gontarski Robert Holton	English Chemistry
2003	Nar S. Dalal Doron Nof Walter Tschinkel	Chemistry & Biochemistry Oceanography Biological Sciences
2006	Jeffrey Chanton John Kelsay Stephan von Molnar Richard Wagner	Oceanography Religion Physics Psychology
1992	Daniel B. Eisenberg David E. Loper Glenn R. Parker	Modern Languages Mathematics Policy Sciences
1995	John L. Bryant Marc E. Freeman Joseph F. Owens, III	Mathematics Biological Science Physics
1998	Sharon Nicholson Vasken Hagopian John Myles	Meteorology Physics Sociology
2001	Timothy Cross Allan Clarke Dale Olsen	Chemistry Oceanography Music
2004	Karen Berkley Pamela Perrewé Jayne Standley	Psychology Business Music
2007	Thomas Joiner Mark A. Riley Shridhar K. Sathe Mark Winegardner	Psychology Physics Nutr., Food & Exercise Science English
1993	Bruce L. Benson Pasquale P. Graziadei De Witt L. Summers	Economics Biological Science Mathematics
1996	Myles Hollander Frances James Melvin Stern	Statistics Biological Science Oceanography
1999	David Balkwell Barry Hirsch Alan Marshall	Biological Science Economics Chemistry
2002	John Fenstermaker Samuel Tabor Kenneth Taylor	English Physics Biological Sciences
2005	James Brooks Namas Chandra Ken Roux	Physics Mechanical Engineering Biological Sciences

Graduate Faculty Mentor Award

2004-05	Jonathan Grant Donald Horward James P. Jones Clifford Madsen James O'Brien	History History History Music Meteorology
2007-08	Henry Fuelberg Don Levitan Maricarmen Martinez Pamela Perrewé Anuj Srivastava	Meteorology Biological Science Humanities Management Statistics
2005-06	Thomas Joiner Mark Winegardner Lisa Waxman Gerald Ferris David Whalley	Psychology English Interior Design Management Computer Science
2006-07	Thomas C.S. Keller, III Tiruvallam Krishnamurti Alan R. Lang Irene Padavic Jayne Standley	Biological Science Meteorology Psychology Sociology Music





Other Faculty and University Dignitary Honors and Awards



President's Technology Awards

The President's Technology Awards were awarded annually from 1998-99 through 2001-02. Please refer to earlier editions of the Florida State University Fact Book for a listing of winners.

Robert A. Holton Award for Research Excellence

The Robert A. Holton Award for Research Excellence was awarded to Robert Holton in 2000.

President's Continuing Education Awards

The President's Continuing Education Awards were awarded annually from 1990-91 through 2003-04. Please refer to earlier editions of the Florida State University Fact Book for a listing of winners.

Honors Thesis Mentor Award

(prior to 2005-06, known as the Superior Liberal Studies Honors Teaching Awards)

<u>1994-95</u>		<u>1995-96</u>		<u>1996-97</u>	
Marie Osmond	Sociology	Anthony Arnold	Geology	David B. Levenson	Religion
<u>1997-98</u>		<u>1998-99</u>		<u>1999-00</u>	
Tessa Bartholomeusz	Religion	Colleen Kelley	Psychology	Doron Nof	Oceanography
<u>2000-01</u>		<u>2001-02</u>		<u>2002-03</u>	
Mark G. Cooper	English	Mark Zeigler	Communication	Edward Nahmias	Philosophy
<u>2003-04</u>		<u>2004-05</u>		<u>2005-06</u>	
Kenneth Goldsby	Chem. & Biochemistry	William Belford Suzanne M. Sinke	English History	Steven McClung	Communication
<u>2006-07</u>					
Joseph Hellweg Lisa Scott	Anthropology Communication Disorders				

Dr. Martin Luther King, Jr. Distinguished Service Award

<u>1986</u>		<u>1987</u>		<u>1988</u>	
William R. Jones	Black Studies	Na'im Akbar	Psychology	David L. Ammerman	History
<u>1989</u>		<u>1990</u>		<u>1991</u>	
Douglas G. St. Angelo Maxine D. Jones	Political Science History	Melvin T. Stith	Marketing	Joe M. Richardson	History
<u>1992</u>		<u>1993</u>		<u>1994</u>	
Sandra Rackley	Undergraduate Studies	Freddie Groomes	Human Resources	R. Bruce Bickley, Jr.	English
<u>1995</u>		<u>1996</u>		<u>1997</u>	
Fred Seamon	Public Administration	Andre J. Thomas	Music	Sheila Ortiz-Taylor	English
<u>1998</u>		<u>1999</u>		<u>2000</u>	
Joy M. Bowen	Student Affairs	Jawole Willa Jo Zollar	Dance	Edward Love	Sculptor
<u>2001</u>		<u>2002</u>		<u>2003</u>	
Billy R. Close	Criminology	Jenice Rankins	Nutr., Food & Exercise Sci.	Earle Lee	Boys' Choir
<u>2004</u>		<u>2005</u>		<u>2006</u>	
Roberta Christie	International Center	Angela Richardson	C.A.R.E.	Retha Bowman	Building Services
<u>2007</u>		<u>2008</u>			
Davis Houck	Communication	Jose Rodriguez	Medicine		

Source: Office of the President; Office of the Provost





Ross Oglesby Award



The Ross Oglesby Award was first given in 1973. It is presented each year on Homecoming weekend by the Garnet and Gold Key to a faculty or staff member who has given distinguished service to students and to the university.

1973	Stephen S. Winters	Dean, Basic Studies and Professor of Geology
1974	Robert O. Lawton	Special Asst. to the President & Professor of English
1975	Thomas G. Wright	Professor, Music
1976	Sara K. Srygley	Professor, Library Science
1977	Bernard F. Sliger	President
1978	Katherine B. Hoffman	Professor, Chemistry
1979	Sherrill W. Ragans	Director, Housing
1980	John J. Carey	Professor, Religion
1981	Daisy P. Flory	Dean of the Faculties
1982	Richard G. Fallon	Dean and Professor, Theatre
1983	Bobby E. Leach	Vice President, Student Affairs
1984	Merrill B. Hintikka	Associate Professor, Philosophy
1985	Sandra W. Rackley	Associate Professor, Communication
1986	James A. Hayes	Dean of Students
1987	Gilbert Lazier	Dean, School of Theatre
1988	William P. Barco	Associate Director, Alumni Affairs
1989	Sally J. Karioth	Associate Professor, Nursing
1990	Ray Solomon	Dean, College of Business
1991	Kurt G. Hofer	Professor, Biological Science
1992	Stephen MacNamara	Director, Collins Center
1993	Nancy A. Turner	Director, Oglesby Union
1994	Maxine Jones	Associate Professor, History
1995	Robert Braswell	Professor, Engineering
1996	Robert Reeves	Associate Professor, Biological Science
1997	Clifford K. Madsen	Professor, Music
1998	Kenneth A. Goldsby	Associate Professor, Chemistry
1999	Joseph Beckham	Chairman, Dept. of Educational Leadership
2000	Mark G. Striffler	Associate Director, Oglesby Union
2001	Betty Lou Joanos	Associate Director, FSU Alumni Association
2002	Max Carraway	University Registrar
2003	Reubin Askew	Alumnus and Former Governor of Florida
2004	Mark Bertolami	Director of Facilities Planning
2005	Alicia Crews	Director of Campus Recreation
2006	William Woodyard	Associate Professor, Business Law & Real Estate
2007	Mark Edenfield	FSU Police Department

Online Resource: The Garnet and Gold Key's website can be accessed online at <http://garnetandgoldkey.com/>



Honorary Degrees Awarded



<u>Year</u>	<u>Name</u>	<u>Field of Distinction</u>	<u>Doctoral Title</u>
1912	Rowena Longmire	Education	Master of Arts
1935	Ruth Bryan Owen Rhode	Public Service	Laws
1950	Henri Bonnet	International Affairs	Humane Letters
	Mark Frederick Boyd	Medicine	Science
1952	Wouter Bleeker	Science	Science
1955	William Morrison Robinson, Jr.	History	Humanities
1956	Millard Fillmore Caldwell	Public Service	Laws
	LeRoy Collins	Public Service	Laws
	William George Dodd	Education	Literature
	Spessard Lindsey Holland	Public Service	Laws
	Philip Wylie	Literature	Literature
1957	Doak Sheridan Campbell	Education	Laws
	Ernst von Dohnanyi	Music	Music
	George A. Smathers	Public Service	Laws
1959	J. Velma Keen	Business	Laws
1960	Cyril O. Houle	Education	Laws
1961	Glen T. Seaborg	Science	Science
	Vivian Ahlswed Williams	Literature	Literature
1962	Leonard J. Brass	Science	Science
	Thomas B. Swann	Business/Public Service	Laws
1963	Pablo Casals	Music	Music
	Luther H. Hodges	Public Service/Business	Laws
	Karl Zerbe	Art	Fine Arts
1964	Cecil Farris Bryant	Public Service	Laws
	Edwin A. Menninger	Science	Science
	Dorothy Barclay Thompson	Journalism	Humane Letters
1965	Arthur Statan Adams	Science/Public Service/Education	Laws
	J. J. Daniel	Law/Business	Laws
	Robert J. Van de Graaff	Science	Science
1968	Michael E. DeBaKey	Medicine	Science
	Lamar Dodd	Art & Education	Fine Arts
	Robert L. Shaw	Music	Music
1969	Lucius D. Battle	Public Service	Humane Letters
	Andres Segovia	Music	Music
1970	Alan S. Boyd	Public Service	Laws
	Audrey Wood Liebling	Literature	Humane Letters
	Gregor Piatigorsky	Music	Music
	Nelson Poynter	Public Service	Humane Letters
	Paul M. Rudolph	Architecture	Fine Arts
1971	Ed V. Komarek	Science	Science
1972	Wilbur J. Cohen	Education	Humanities
	John Mackay Shaw	Poetry	Humanities
1973	Karl Dietrich Bracher	History	Humane Letters
	William D. McElroy	Science	Science
	Allen Morris	Public Service	Humane Letters
	Julia V. Morton	Science	Science
1975	Philip Handler	Science	Humanities
	Helen Hayes MacArthur	Theatre	Humane Letters
	King Hussein I (Hashemite-Jordan)	Public Service	Humane Letters





Honorary Degrees Awarded



<u>Year</u>	<u>Name</u>	<u>Field of Distinction</u>	<u>Doctoral Title</u>
1976	Chester H. Ferguson	Education/Public Service	Humane Letters
	Stephen C. O'Connell	Education/Law	Humane Letters
1977	Mae Knight Clark	Education	Humane Letters
	Lee Strasberg	Theatre	Fine Arts
	Herbert Spencer Zim	Science/Education	Science
	Lillian Gordy Carter	Public Service	Humane Letters
1978	Michael Butler Yeats	International Affairs	Laws
	William H. Werkmeister	Philosophy	Humane Letters
	Rev. Charles K. Steele, Sr.	Public Service	Humane Letters
1979	William Styron	Literature	Literature
	B. K. Roberts	Public Service/Law	Humane Letters
1980	Burt Reynolds	Theatre	Humane Letters
1981	Roger L. Stevens	Theatre	Humane Letters
1982	Ricardo De La Espriella	Public Service	Laws
1983	Beth Walton Moor	Public Service	Humane Letters
	William C. Norris	Business/Public Service	Humane Letters
	Rafael Caldera	Public Service/Education	Humane Letters
1984	John P. McGovern	Medicine	Science
	Claude Pepper	Public Service	Humane Letters
1985	Don Fuqua	Public Service/Science	Science
1986	Daisy Parker Flory	Public Service	Humane Letters
	Joseph Papp	Theatre	Humane Letters
	Reubin Askew	Public Service	Humane Letters
1988	Toshiaki Ogasawara	Public Service	Humane Letters
	George Langford	Business/Public Service	Humane Letters
1989	G. William Miller	Finance/Public Service	Humane Letters
	D. Burke Kibler	Business/Public Service	Humane Letters
1990	Gunther Schuller	Music	Music
1991	Gus A. Stavros	Business/Public Service	Humane Letters
	Robert Edward Turner, III	Business/Public Service	Humane Letters
	Marguerite Neel Williams	Public Service	Humane Letters
	Ada Belle Winthrop-King	Modern Languages	Humane Letters
	Louise Ireland Humphrey	Public Service	Humane Letters
1992	Oscar Arias Sanchez	Public Service	Humane Letters
	Walter Lanier "Red" Barber	Public Broadcasting	Humane Letters
1993	D. Allan Bromley	Public Service	Science
	Betty Mae Jumper	Public Service	Humane Letters
1994	Simon Ostrach	Space Science/Engineering	Engineering Science
	Rosa L. Parks	Civil Rights	Humane Letters
	C. DuBose Ausley	Public Service	Humane Letters
1995	William R. Mote	Marine Science	Science
1996	Sir James Lighthill	Mathematics	Science
	Russell V. Ewald	Public Service	Humane Letters
1997	Louis J. Hector	Public Service	Humane Letters
	Ben Weider	Public Service	Humane Letters
	James M. Moran	Business	Humane Letters
	Richard W. Ervin	Public Service	Laws
	Charles B. Reed	Education	Humane Letters





Honorary Degrees Awarded



<u>Year</u>	<u>Name</u>	<u>Field of Distinction</u>	<u>Doctoral Title</u>
1998	Rod M. Brim, Sr.	Business	Humane Letters
	John Paul Stevens	U. S. Supreme Court	Laws
	Godfrey Smith	Business	Humane Letters
1999	Mart Pierson Hill	Public Service	Humane Letters
	Carl A. DeSantis	Business	Humane Letters
	Thomas F. Petway, III	Business	Humane Letters
2000	James C. Smith	Public Service	Humane Letters
2001	Ann Reinking	Dance/Theatre/Film	Fine Arts
	Reid B. Hughes	Business/Public Service	Humane Letters
2002	Charlotte Edwards Maguire	Medicine/Public Service	Humane Letters
2003	Herbert F. Morgan	Public Service	Humane Letters
2005	DeVoe L. Moore	Business/Public Service	Humane Letters
	Carlisle Floyd	Music/Opera	Humane Letters
	Jim Shore	Business/Public Service	Laws
2006	Tom Brokaw	Broadcasting & Journalism	Humane Letters
2007	Mary Lou Norwood	Service to the University	Humane Letters
	Albert J. Dunlap	Business	Humane Letters
	Mark S. Wrighton	Chemistry	Humane Letters
	Kitty B. Hoffman	Chemistry	Science
	Edward W. Rabin	Business	MBA

Source: Office of the President

The James D. Westcott Distinguished Service Medal

The President of the University having received the advice and consent of the Faculty Senate Steering Committee may award to appropriate persons The James D. Westcott Distinguished Service Medal. A recipient of the Westcott Medal will be a person whose distinguished service merits exceptional recognition and whose life and work exemplifies the Vires, Artes, and Mores, which the University seeks to nurture in its students.

<u>Year</u>	<u>Westcott Medal Recipient</u>
1989	Governor T. LeRoy Collins
1991	Representative Herbert F. Morgan
	Dr. Augustus B. Turnbull III
1995	Senator Robert M. Johnson
	Dr. Norman E. Thaggard
2003	Dr. Steve Edwards
2007	Louise Jones Gopher



Support Services



FSU's new Chemistry Building is located in the Science Center area of campus. This 168,000 square-foot facility, which consists of five floors, is scheduled to open in early 2008. The building will house portions of the university's Department of Chemistry & Biochemistry and will considerably expand research capabilities and programs in the molecular sciences.



Institutes & Research Centers



Institutes and Research Centers are entities proposed by universities, the Legislature, or the Florida Board of Education (FBOE); approved by the Board of Governors (BOG) and/or the Chancellor or a university president (depending on the type of institute/center); and established by the universities for the purpose of coordinating intra- and/or inter-institutional research, service, and training activities that supplement and extend existing departmental instruction, research, and service programs. In some instances, institutes/centers are established by law, in which case they operate in accordance not only with State University System policies, rules, and procedures, but also with state statute. The institutes and centers, along with their directors, are listed below. This list is accurate as of February 2008.

INSTITUTE OR CENTER

DIRECTOR

Provost's Office

Institute for Academic Leadership

Dr. Lawrence G. Abele

Center for Professional Development and Public Service

Center for Professional Development & Public Service
Center for Intensive English Studies

Mr. William H. Lindner
Dr. Patrick Kennell

Learning Systems Institute

Learning Systems Institute

Dr. Laura Lang

Institute of Science and Public Affairs

John Scott Dailey Florida Institute of Government (SUS)
Institute of Science & Public Affairs
Florida Resources & Environmental Analysis Center
Center for Biomedical & Toxicological Research
& Hazardous Waste Management
Center for Economic Forecasting & Analysis
Florida State Climate Center
Beaches & Shores Resource Center
Florida Conflict Resolution Consortium
Center for Prevention & Early Intervention Policy
Center for the Advancement of Human Rights
The Florida Center for Prevention Research
Institute for International Cooperative Environmental Research
Hungarian/American Joint Center for Environmental Research
Polish/American Joint Center for Environmental Research
Czech/American Joint Center for Environmental Research
Russian/American Joint Center for Environmental Research
Center for Information, Training & Evaluation Services

Dr. Jeff Hendry
Dr. Robert B. Bradley
Mr. James R. Anderson, Jr.

Dr. Roy Herndon
Dr. Thomas Lynch
Mr. David Zierden
Dr. Todd Walton, Jr.
Dr. Robert M. Jones
Dr. Mimi Graham
Dr. Terence Coonan
Dr. Steven G. Brooks
Dr. Roy Herndon
Dr. Roy Herndon
Dr. Roy Herndon
Dr. Roy Herndon
Dr. Roy Herndon
Dr. Roy Herndon
Dr. James Anderson

College of Arts and Sciences

Institute of Molecular Biophysics
Statistical Consulting Center
Geophysical Fluid Dynamics Institute
Antarctic Marine Geology Research Facility
Institute for Cognitive Sciences
Center for Materials Research & Technology
Terrestrial Waters Institute
Institute on Napoleon & the French Revolution

Dr. Tim Logan
Dr. Steve Ramsier
Dr. Carol Anne Clayson
Dr. Sherwood W. Wise
Dr. Rolf Zwaan
Dr. David Van Winkle
Dr. William Cooper
Dr. Rafe Blaufarb





INSTITUTE OR CENTER

DIRECTOR

College of Arts and Sciences (continued)

Cooperative Institute for Tropical Meteorology
 Center for Ocean-Atmospheric Prediction Studies
 Institute for Fishery Resource Ecology
 Institute on World War II & the Human Experience
 Winthrop-King Institute for Contemporary
 French & Francophone Studies
 Middle East Studies Center

Dr. Jon E. Ahlquist
 Dr. Eric Chassignet
 Dr. Felicia C. Coleman
 Dr. William Oldson

Dr. Alec Hargreaves
 Dr. Peter Garretson

College of Business

Center for Information Systems Research
 Real Estate Research Center
 Center for Insurance Research
 Center for Personnel & Human Resource Management
 Center for Banking & Financial Institutions
 Center for the Advancement of Procurement
 International Center for Hospitality Research & Development
 Marketing Institute
 Jim Moran Institute for Global Entrepreneurship
 Carl DeSantis Center for Executive Management Education

Dr. David Paradise
 Dr. Dean Gatzlaff
 Dr. Kevin L. Eastman
 Dr. Dave Ketchen
 Dr. Jeffrey Clark
 Dr. Larry Giunipero
 Dr. Woo G. Kim
 Mr. Jeffery Horton
 Dr. Jerome Osteryoung
 Dr. William P. Anthony

College of Communication

Communication Research Center
 L.L. Schendel Speech & Hearing Clinic
 Center for Hispanic Marketing Communication
 FSU Project Management Center

Dr. Barry Sapolsky
 Dr. Juliann Woods
 Dr. Felipe Korzeny
 Drs. John DuBard & Jonathan Adams

College of Criminology and Criminal Justice

Center for Criminology and Public Policy Research

Dr. Thomas Blomberg

College of Education

Center for the Study of Technology in Counseling &
 Career Development
 Melvne Draheim Hardee Center for Women in Higher Education
 Center for the Study of Values in College Student Development
 Center for Educational Research & Policy Studies

Dr. James Sampson
 Dr. Jon Dalton
 Dr. Jon Dalton
 Dr. Stephen Nettles

College of Engineering

Center for Intelligent Systems, Control & Robotics
 High Performance Materials Institute
 Sustainable Energy Science & Engineering Center

Dr. Emmanuel Collins
 Mr. Frank Allen
 Dr. Anjaneyulu Krothapalli

College of Human Sciences

Center for Marriage & Family Therapy
 Center for Retail Merchandising & Product Development
 Center on Better Health & Life for Underserved Populations
 Florida State University Family Institute
 Florida Inter-University Center for Child, Family
 & Community Studies

Dr. Robert E. Lee
 Ms. Ann Langston
 Dr. Penny Ralston
 Dr. Frank Fincham

Dr. Ann Mullis





Institutes & Research Centers



INSTITUTE OR CENTER

DIRECTOR

College of Information

Information Use Management & Policy Institute

Dr. Charles McClure

College of Medicine

Center on Terrorism & Public Health
Center of Excellence for Patient Safety
Center for Rural Health Research & Policy
Center on Medicine & Public Health

Robert G. Brooks, MD
Dr. Nir Menachemi
Mr. Art Clawson
Leslie Beitsch

College of Music

Center for Music Research
Center for Music of the Americas
Institute for Infant & Child Medical Music Therapy

Dr. John Geringer
Dr. Denise Von Glahn
Dr. Jayne Standley

College of Social Sciences

Pepper Institute on Aging & Public Policy
Center for Demography & Population Health
DeVoe L. Moore Center for the Study of Critical Issues
in Economic Policy & Government
Center for the Study of Democratic Performance
Claude Pepper Center
Florida Center for Public Management
Florida Public Affairs Center
Gus A. Stavros Center for the Advancement of
Free Enterprise & Economic Education
LeRoy Collins Institute (SUS)
Center for Civic & Nonprofit Leadership

Dr. David Macpherson
Dr. Isaac Eberstein

Dr. Keith Ihlanfeldt
Dr. William Berry
Mr. Steve MacNamara
Dr. Shawn Baldwin
Dr. Janet Dilling

Dr. James Gwartney
Mr. Jim Apthorp
Dr. Ralph Brower

College of Social Work

Institute for Social Work Research
Institute for Family Violence Studies
Trinity Institute for the Addictions
Traumatology Institute

Dr. Scott Ryan
Ms. Karen Oehme
Dr. Scott Ryan
Dr. Charles Figley

College of Visual Arts, Theatre and Dance

Maggie Alesee National Center for Choreography

Prof. Jennifer Calienes

International Programs

Florida-Costa Rica Linkage Institute (FLORICA)

Ms. Joan Cassels

Research, Office of the Vice President for

Center for Advanced Power Systems

Dr. Steiner Dale

Student Affairs, Office of the Vice President for

Florida Center for Interactive Media

Mr. Mike Ferguson

Source: Office of the Provost and Executive Vice President for Academic Affairs





Florida State University Buildings - Some Facts



BUILDINGS OF FLORIDA STATE UNIVERSITY SOME HISTORY, SOME FACTS, SOME DESCRIPTIONS

Many buildings (14 described below) remain today from the pre-Florida State University era, however none are still standing from the nineteenth century. The current university is built from a core of buildings that remain from the days of the Florida State College for Women. The oldest building on campus, Bryan Hall, was built during the days of the Florida Female College, immediately prior to the FSCW designation. A current campus map depicting all campus buildings is available on pages 128 & 129 of this book.

BRYAN HALL

Bryan Hall, the oldest existing structure on the Florida State University campus, was originally built in 1908 and named in honor of United States Senator William James Bryan. The building served as a residence hall until 1969 when a fire in the Westcott Building forced administrators to seek office space in Bryan Hall. Although some offices later returned to Westcott, others remained until the construction of the University Center made the hall available for restoration as a residence hall. The two-year renovation project was completed in January 1997 and the building was opened again as a residence hall in August 1997.

WESTCOTT BUILDING

The Westcott Building was constructed in 1909 and occupied in 1911. An auditorium was added to the building in 1917 and later named Ruby Diamond Auditorium, after Miss Ruby Diamond who attended Florida State College for Women and later became a benefactor of the University. Westcott was known as the Administration Building until 1936 when it was officially named the James D. Westcott, Jr. Memorial Building by the Board of Control, the predecessor of the Board of Regents. James D. Westcott, Jr. was born in Tallahassee in 1893 and served the State of Florida as Attorney General and as a Supreme Court Justice. The Westcott Building burned in 1969 and when it was renovated, the fourth floor, previously an attic, was added as regular office space.

REYNOLDS HALL

Reynolds Hall was constructed in 1913 and named for Melissa E. Cochrane Reynolds, the first Lady Principal of The Florida State College for Women. Reynolds Hall was one of five historic residence halls to be renovated in a multi-million dollar project. During the renovation, the historical and esthetic value of the building was preserved, in addition to providing up-to-date comfort and safety for students. Reynolds reopened in 1996 as a residence hall.

WILLIAM JOHNSTON BUILDING

Constructed in 1913, for over 60 years this building was known as the Dining Hall. When first constructed, it housed all the food operations including a bakery, creamery, and cannery. The eastern portion of the building, called the Suwannee Arcade, was the informal dining facility, while the western portion of the building contained two grand formal dining rooms with the President's private dining area above and between. At one time, all the dormitories and the infirmary were connected to the dining hall by a series of arcades, making it possible for students to reach the dining facilities and avoid any inclement weather. The Suwannee Arcade was restored and reopened in Spring 2006 as a student dining facility. The building was named in the early 1980s for William H. Johnston.

BROWARD HALL

Broward Hall was constructed in 1917 and is one of the oldest residence halls on campus. It was named for Napoleon Bonaparte Broward, the 19th governor of Florida from 1905 to 1909, during whose term the Buckman Act reorganized higher education in the state and designated the Tallahassee school as the Florida State College for Women. Broward Hall was reopened in August 1998 as a coeducational hall after being closed for two years of renovation.

FRANCIS EPPES HALL

This building was constructed in 1918 and is one of the last remaining classroom buildings on campus from the pre-FSU era. It was known simply as the Psychology Building until the university's sesquicentennial celebration in 2001, when it was named in honor of Francis Eppes. Eppes, a seven-term Tallahassee mayor and grandson of U.S. President Thomas Jefferson, led the effort to locate the Seminary West of the Suwannee River, the forerunner of FSU, in Tallahassee. Once the school opened, Eppes served 11 years on the school's board of directors, including eight years as president of the board.

REGIONAL REHABILITATION CENTER

This building was originally constructed in 1919 as the College Infirmary. As the College and Tallahassee grew, its role changed from student hospital to campus clinic, and today is remembered as the Clinic Building. In 1966, a new student health center was built and the Clinic was given to various departments for use as office space. In the mid-1970s, the building was renovated, and the back half of the building, with its connecting arcade, was demolished. Today it has been designated as the Rehabilitation Center for the Panhandle Area of Florida.





Florida State University Buildings - Some Facts



JENNIE MURPHREE HALL

This building was constructed in 1921. It was closed in 1991 for renovation, and reopened as a women's dormitory in 1993. The hall was named for Mrs. Jennie Murphree, a native of Tallahassee and the wife of Albert A. Murphree, the first president of Florida Female College. Today, the beauty of the Jacobean Revival architecture remains intact while the interior boasts state-of-the-art systems.

DODD HALL

Dodd Hall was constructed in 1923. It was the library for FSCW and then FSU until 1956 when a new modern library was constructed. It is named for William George Dodd who joined the faculty of Florida State College for Women in 1910, became the head of the Department of English and went on to serve as the Dean of the College of Arts and Sciences for Florida State University. In 1982 the main library portion of the building was renovated and named the Pepper Library in honor of Claude and Mildred Pepper. The library has since been relocated to the Claude Pepper Center, and replaced by the Werkmeister Reading Room. In 1993, the Dodd Hall Auditorium was added to the building. Inscribed over the entrance to Dodd Hall in gold letters is "The Half of Knowledge, is to Know Where to Find Knowledge."

GILCHRIST HALL

Gilchrist Hall was constructed in 1928 and named after Albert Waller Gilchrist, the 20th governor of Florida, who gave unwavering support to the Florida State College for Women as a state agency. Its gabled terra cotta roof, Gothic stonework and gently curved entrance clearly recall medieval monastic architecture. This collection is reflected in the hall's main lounge, which features an intricately carved fireplace, dark multi-toned tile flooring and grapevine motif doorway moldings. In August, 1998, Gilchrist reopened as a coeducational hall, after being closed for two years of renovation.

WILLIAMS BUILDING

This building was constructed in 1926. It was known as the History Building until 1963 when it was named in honor of Arthur Williams. Dr. Williams, historian and Bible scholar, was the only vice president that Florida State College for Women ever had. Conradi Auditorium, located in a wing of this building, is named for Augusta Conradi, wife of Dr. Edward Conradi who served as President of Florida State College for Women for 32 years. In 2001, extensive renovation of the Williams Building was completed. While the renovation resolved many of the building's notable design quirks, its historical appearance was maintained.

MONTGOMERY GYM

This building, constructed in 1938 as the physical education facility of Florida State College for Women, contains a heated indoor swimming pool, basketball court, and at the time of its completion, a bowling alley. The facility has been the home of the synchronized swimming team, The Tarpons, since its beginning. The bowling alley no longer exists but the pool, renovated in the mid-1980s, still is in operation. The building was named for Dr. Katherine Williams Montgomery, Miss Katie, as she was known to all, a 1918 graduate of FSCW. In 1920 she became an instructor of Physical Education at the College and in 1923 was named director of Physical Education. Dr. Montgomery died on October 1, 1958--the day she was to have retired officially from her duties at the Florida State University. In early 2004, major renovations to Montgomery Gym were completed.

LONGMIRE BUILDING

This building was constructed in 1938 and was known for many years as the Alumni Building. It was originally constructed as a dormitory/hotel for visitors and returning alumni. The building had a working kitchen in the basement, with a large dining room and small parlor. The large dining room and parlor were used as reception rooms by the Alumni Association. The building was named for Miss Rowena Longmire. Miss Longmire was an English professor and also served as faculty advisor to the Alumni Association of FSCW, and in 1917 was president of the Alumni Association.

LANDIS HALL

Landis Hall was completed in 1939 and was originally designated as a Seniors Hall. The building later became a coed facility. Landis Hall was named for Cary D. Landis, who was an Attorney General during the 1930s. The dormitory was renovated and reopened in fall 2006. Landis Hall sits at the south end of the courtyard known as Landis Green, with Strozier Library situated at the other end. Landis Hall is home to the FSU Honors Community. To celebrate Heritage Day in 2005, the Landis Green Legacy Fountain was unveiled. The fountain commemorates the history of the university with three sculptures representing the era between 1915-1947 and three depicting present day life on campus.

Source: Special reports; University Housing Office; Physical Plant Office

Online Resources: The University Housing Office's website can be accessed online at <http://www.housing.fsu.edu/>

FSU Facilities Planning and Construction can be accessed online at <http://www.fpc.fsu.edu/>





FSU Buildings - Gross Square Feet and Number of Rooms



This listing of buildings contains all buildings owned or leased by Florida State University as of April 2008.

Code	Building Name	Sq. Ft.	Rooms	Code	Building Name	Sq. Ft.	Rooms	Code	Building Name	Sq. Ft.	Rooms
Site 1 - Alligator Point				Site 4 - Main Campus (continued)				Site 4 - Main Campus (continued)			
0095	Alligator Pt. - Shop	829	2	0043	Deviney Hall	65,222	224	0237	Central Util. Plant Storage	150	1
0101	Alligator Pt. - Pres. Cottage	2,205	14	0044	Rogers Hall	67,964	448	0238	C.U.P. Fuel Pump Building	50	1
SITE Total		3,034	16	0045	Richards Building	25,074	46	0240	Marching Chiefs Tower	11	1
Site 2 - FSU Ball Marine Laboratory				0046	Salley Hall	117,566	664	0241	Portable Building - EHS	740	1
0262	Marine Lab-Classroom/Storage	1,327	13	0047	Law - Library	52,761	96	0249	Zone 3 Maintenance	1,613	10
0400	Marine Lab-Storage(S.W.Parts)	80	1	0048	Law - Rotunda	21,810	62	0254	Intramural Fields Facility	2,811	7
0401	Marine Lab-Storage(Livingston)	80	1	0049	Dodd Lecture Hall	10,560	29	0255	Westcott Welcome Center	279	3
0402	Marine Lab-Gear Storage	306	1	0050	Stone Building	90,565	371	0258	Gate Control Booth - Univ. Ctr	360	1
0403	Marine Lab-Office Trailer	672	4	0051	Oglesby Union - Turner Bldg.	96,150	152	0260	Askew Building	52,500	242
0405	Marine Lab-Bunk House #1	1,597	16	0052	Rovetta Building B	70,947	233	0264	History -Special Projects	1,613	17
0406	Marine Lab-Maintenance Storage	2,509	8	0053	Kellum Hall	116,943	402	0270	Child Care Center	4,068	21
0407	Marine Lab-Admin/Lib/Lab	2,548	8	0054	Housewright Music Building	101,401	284	0271	Modular 6 - Math Department	1,440	1
0408	Marine Lab-Main Lab Building	6,013	28	0055	Carothers Hall	70,398	324	0291	Civic Education Annex	2,934	33
0409	Marine Lab-Dorm North	728	8	0057	Pepper Building	38,500	124	0292	Maintenance Flammable Storage	253	1
0410	Marine Lab-Dorm South	728	8	0070	Parking Garage No. 1	352,920	137	0293	Hazardous Waste Facility	2,322	5
0411	Marine Lab-Well (Pump) House	84	1	0071	Football Observation Tower	300	3	0294	Hecht House	17,115	97
0412	Marine Lab-Electrical Vault	256	1	0072	Longmire Building	44,712	162	0296	Leadership & Civic Ed.	4,934	36
0413	Marine Lab-Paint Storage	112	1	0073	Regional Rehabilitation Center	36,320	154	0299	Women's Center	2,360	15
0414	Marine Lab-Greenhouse #1	1,152	2	0074	Landis Hall	107,444	398	0375	Bus Stop - Tenn./Academic	240	1
0415	Marine Lab-Greenhouse #2	576	1	0075	McCollum Hall	74,500	475	0376	Circus Hut Ticket Booth	55	1
0416	Marine Lab-Bunk House #2	768	10	0076	Tanner Hall	26,672	103	0377	U.C. Parking Toll Booth	126	1
0417	Marine Lab-General Storage	360	1	0077	Mendenhall Maintenance - A	75,115	180	0378	Parking Garage #2	325,500	21
0419	Marine Lab-Storage(Livingston)	200	1	0078	Mendenhall Maintenance B	18,032	39	0379	Student Services Building	57,588	181
0420	Marine Lab-Mobile Wet Lab	352	1	0079	Speicher Tennis Center	11,996	23	0385	Stiles/Smith Team Bldg.	11,228	43
0441	Marine Lab-Greenhouse A	1,440	1	0085	Cawthon Hall	93,281	318	0386	W.S./S. Concessions	677	3
0442	Marine Lab-Greenhouse B	1,440	1	0086	Alumni Welcome Center	7,044	33	0387	W.S./S. Restrooms	1,023	2
0462	Marine Lab-Modular Building	5,700	37	0087	Intensive English - 918 W.Park	4,420	22	0388	W.S./S. Ticket/Security Bldg	357	2
0464	Marine Lab-Mobile Unit	162	3	0088	Conradi Greenhouse	3,250	3	0390	Women's Soccer Pressbox/Seats	772	5
SITE Total		29,190	157	0089	Kuersteiner Music Building	94,787	402	0391	Women's Softball Pressbox/Seat	772	5
Site 4 - Main Campus				0090	Athletic Trainers Facility	1,017	3	0392	Women's Softball Home Dugout	504	2
0001	Westcott Building	115,194	482	0091	FSU Track & Training Facility	7,300	18	0393	Women's Softball Visit. Dugout	504	2
0002	Diffenbaugh Building	97,435	331	0100	Campbell Stadium	69,680	158	0394	Stavros Center	5,507	49
0003	Williams Building	68,106	280	0102	Smith Hall	104,789	424	0431	EH&S Annex	1,165	8
0004	Dodd Hall	50,052	228	0107	International Students House	8,708	52	0433	Black Student Union	1,871	19
0005	Eppes Hall	29,982	159	0112	Dorman Hall	69,868	246	0435	Bus Stop - Chieftan	240	1
0006	Kellogg Research Building	46,255	356	0113	Carraway Building	42,900	123	0436	Theatre (Fine Arts) Annex	16,355	88
0007	Fine Arts Building	115,183	270	0114	Engineering Lab Building	9,442	32	0437	E.A.P. Facility	3,277	38
0008	Bellamy Building	158,612	686	0115	Howser Stadium	32,425	87	0438	Art Teaching Labs	6,504	22
0009	Biomedical Research Facility	66,678	207	0116	Love Building	97,136	375	0440	President's Cart Storage	80	1
0010	Turnbull Conference Center	30,000	1	0117	Haskin Circus Complex	5,871	10	0443	Marriage And Family Clinic	2,248	19
0011	Shaw Telecommunications	24,028	123	0120	Track Concessions	200	1	0445	Aramark Offices	3,277	31
0012	Murphree Hall	65,797	279	0121	Harpe/Johnson Building	20,073	64	0448	Football Tower #2	100	1
0013	Reynolds Hall	71,740	231	0122	Track Press Box - Bleachers	544	2	0454	Library Tech	15,000	20
0014	Bryan Hall	34,786	224	0132	Tully Gym	131,193	169	0455	Library Tech Stacks	3,520	1
0015	Broward Hall	35,468	140	0133	Conradi Building	70,403	214	0456	Howser Ticket & Concession	2,700	11
0016	Gilchrist Hall	61,148	207	0134	Strozier Library	229,571	453	0457	Howser Bating Tunnel	8,900	1
0017	Johnston Building	105,673	346	0135	Sandels Building	66,749	263	0458	Howser Grounds Maintenance	1,469	3
0019	Shores Building	54,016	153	0141	Starbucks	1,456	7	0459	Howser North Gate	206	1
0020	Dirac Library	99,755	357	0146	Kasha Laboratory	51,570	185	0460	Scenic Studio Facility	17,916	39
0023	Rovetta - Building A	59,642	222	0193	Oglesby Union - Crenshaw Bldg.	12,580	19	0461	Recycling Center	3,772	5
0024	Art Faculty Annex	1,919	24	0194	Oglesby Union - Activities Bld	41,749	168	0463	Psychology Mobile Unit	162	3
0025	Montgomery	84,892	245	0195	Oglesby Union - Moore Aud.	8,688	18	0465	Alumni Center Facility	31,700	74
0026	Leach Center	120,800	151	0196	Oglesby Union - Davis Building	64,368	125	0467	FDLE Mail Facility	9,825	1
0028	Thagard Health Center	35,088	298	0199	Post Office Building - Union	26,556	67	0468	Campus Services Bldg.	4,588	17
0030	Central Utilities Plant	23,223	45	0202	Law - Hobby-Harrison/Cawthon	2,900	11	0469	Printing Services Facility	9,460	22
0032	Law - Roberts Hall	66,564	180	0203	Law - Caldwell (V.Gr.)	4,426	24	0470	The Lab - Building A	5,512	20
0033	Satellite Utilities Plant	6,006	2	0204	Law - Damon (V.Gr.)	3,256	23	0471	The Lab - Building B	2,720	7
0035	Hoffman Teach.Lab	79,365	112	0205	Law - Ausley (V.Gr.)	3,242	24	0473	Psychology Mobile Unit	162	3
0036	Rogers Building - Osb	54,574	252	0211	CPE - Dunwoody Street	667	4	0474	Psychology Mobile Unit	162	3
0037	Fisher Lecture Hall	12,298	41	0213	CPE - Dunwoody Street	667	7	0475	Meteorology Mobile Lab	160	1
0038	Dittmer Chemistry Lab	146,487	681	0223	University Center - Bldg. A	227,472	1,011	0476	State Storage Warehouse	16,800	21
0039	Biology Unit I	80,609	302	0224	University Center - Bldg. B	83,470	225	0477	Gazebo At Southgate Green	256	1
0040	Duxbury Hall- Nursing	61,271	203	0225	University Center - Bldg. C	243,276	912	0478	Master Craftsman Studio	6,698	18
0041	Keen Building	80,918	261	0226	University Center - Bldg. D	228,603	540	0480	State Motor Pool	1,000	1
0042	Collins Research Building	62,933	139	0232	Postal Service Storage Bldg.	150	1	0485	Bus Shelter - Stadium Dr	250	1





FSU Buildings - Gross Square Feet and Number of Rooms



Code	Building Name	Sq. Ft.	Rooms	Code	Building Name	Sq. Ft.	Rooms	Code	Building Name	Sq. Ft.	Rooms
Site 4 - Main Campus (continued)				Site 8 - Southwest Campus (continued)				Site 11 - Ocala (Appleton Museum)			
0486	M.L.Track Restrooms	2,113	5	0169	A.V.Recreation-Childcare Ctr.	6,436	21	0398	Appleton Museum Utilities Add.	1,178	4
0487	Academic Diving Facility	2,018	5	0170	Alumni Village-Maint Shed	250	4	0399	Appleton Museum Addition	25,000	53
0488	West Dining Facility	17,010	33	Var.	Alumni VI2 (Buildings 261-280)	139,552	1,000	0900	Appleton Museum - Lease #92-01	43,400	1
0490	Warehouse 3	12,300	14	0295	Farm - Property Records Whse 1	7,200	4	0901	Appleton - Mechanical (#92-01)	1,470	1
0491	Warehouse 4	7,000	24	0297	Farm - Property Records Whse 2	7,200	2	0902	Appleton - Workshop (#92-01)	1,800	1
0494	Ridgeway Building	4,800	19	0298	Farm - Housing Storage Whse	7,200	1	SITE	Total	72,848	60
0495	Ragans Hall 1 (A)	52,358	162	0300	Housing Storage Building	7,740	1	Site 12 - Leases in Florida			
0496	Ragans Hall 2 (B)	47,832	153	Var.	Alumni VI3 (Buildings 301-359)	218,790	2,158	L001	2004:102-Ringling Warehouse	17,000	1
0497	Ragans Hall 3 (C)	51,410	186	0361	Farm - Roofing Material Storag	749	4	L002	2004:103-Prevent/Early Interv	700	1
0498	Ragans Hall 4 (D)	52,358	189	0363	Nursery - Grounds Storage	3,721	9	L003	2004:104-Com, Sarasota	4,995	1
0499	Heritage Tower	4	1	0364	Nursery - Greenhouse	1,822	1	L004	2005:101-L.S.I.	2,000	1
0811	Gunter (State Geology Bldg)	10	1	0365	Nursery - Plant Storage	3,440	1	L005	2005:103-Reading Research	100	1
0819	Basketball Training Facility	59,588	111	0370	Farm - Oceanography Storage	4,080	3	L006	2005:105-L.S.I.	100	1
0833	2006:101- Varsity Plaza	2,500	2	0373	Golf Practice Lab Facility	1,808	6	L008	2005:107-Autisim, P.C.	100	7
4000	Cage Wash Facility	11,791	31	0380	Northwest Regional Data Center	21,408	50	0845	City Centre Building	8,000	164
4004	Psychology Dept. Building	74,260	293	0382	Nursery Building 1	390	3	0927	1994:101-MFA(Appleyard)	9,999	1
4005	Psychology Dept. Auditorium	6,613	12	0383	Nursery Building 2	96	1	0928	1994:105-BFA(Railroad Sq)	10,001	1
4006	Parking Garage #3	513,030	4	0384	Nursery Building 3	100	1	0929	1994:105-BFA Dk Rm (Rr Sq.)	969	1
4007	King Life Sci. Building	179,969	497	0395	Nursery Building 4	50	1	0932	1996:102-Prev/Interv(Lafayette)	4,726	1
4008	Chemical Sciences Laboratories	161,428	588	0434	Nursery Building - Office	840	5	0934	1995:110-Teach&Learn(Cross Ck)	3,000	1
4009	Classroom Facility	107,938	132	0492	Business Services Warehouse	8,055	11	0937	1996:106-Exec. Whrs.(Gaines)	10,001	1
4011	Student Success Building	47,250	197	0493	Controller Warehouse	6,690	1	0940	1996:108-Conf. Resolu(Ip-Shaw)	2,854	1
4012	President's House	13,000	2	8001	L.M. Fields Control Bldg.	6,341	23	0941	1998:102-Maglab Duplx(Honeysuk	1,453	1
4013	Satellite Utilities Plant No.2	7,600	6	8002	L.M. Fields Maintenance Bldg.	5,200	16	0944	1998:105-Center For Autism	150	47
4014	Parking Garage #4	367,763	58	8003	L.M. Fields Softball Control	4,219	18	0945	Stadium Place - Training Ctr.	10,000	35
4020	Residence Hall 5/ Wildwood So.	77,781	15	8008	Marine Sci Training Ctr	8,510	1	0948	2003:110-Film School	7,501	1
4021	Residence Hall 6/ Wildwood No.	77,754	14	8009	Marine Sci Training Ctr Mech	2,622	1	0949	2000:101-Maglab Apts(Jeff Pt.)	1,176	1
4023	Residence Hall 8/ Degraff East	78,399	15	8050	FHP Academy	42,900	1	0950	2000:102-Human Rights(426 Jeff	2,001	1
4024	Residence Hall 9/ Degraff West	77,859	14	8051	FHP Dorm	26,822	1	0952	2000:104-Antropology(Varsity)	15,070	39
4025	Parking Garage #5	500,000	1	SITE	Total	888,382	5,268	0953	2000:105-Autism Ctr.(625 Adams	5,772	20
4114	Ogzeb	2,888	17	Site 9 - Sarasota (Ringling Museum)				0954	2000:106-Healthy Baby(Quincy)	1,181	1
4461	Waste Management Shed	50	1	0450	Ctr. For The Performing Arts	134,089	367	0956	2000:108-Tobacco Ctr(Storage)	76	1
SITE	Total	9,471,251	24,309	9001	Ringling-Art Museum	129,742	153	0957	2000:109-Hlth/Hmn(Ip-Morgan236	2,307	1
Site 5 - Mission Road Station				9002	Ringling-Ca'D/Zan	30,691	1	0960	2000:112-Music(Rr Sq-1023 Comm	361	1
0215	Mission Road - Mabry Bldg. 1	623	5	9003	Ringling-Circus Museum	53,824	49	0963	2001:103-Fla Nat Inv(1018 Thms	7,227	32
0217	Mission Road - Mabry Bldg. 2	1,327	3	9004	Ringling-Grounds Bldg.	5,181	12	0967	2001:107-Hlth Equity(355B Monr	2,701	1
0230	Mission Road - New Greenhouse	5,082	4	9005	Ringling-Caretaker's House	1,743	15	0968	2001:108-Lsi Ptc(7200 City Ctr	7,019	1
0366	Mission Road - Greenhouse	5,226	4	9006	Ringling-North Gatehouse	375	5	0971	2002:101-Coaps (Ip-Johnson)	10,979	1
0367	Mission Road - Main House	10,190	44	9007	Ringling-Pumphouse	639	1	0972	2002:102-Earth Srf Ctr(Ip-Shaw	3,737	1
SITE	Total	22,448	60	9010	Ringling-West Wing	36,853	106	0973	2002:103-Read Rsh(7250 Cc)	3,154	1
Site 7 - FSU Reservation				9011	Ringling-Banyan Cafe	5,298	1	0974	2002:104-Alcohol Pol(Ip-Morgan	406	1
0276	Reservation-Garage	225	1	9014	Ringling-Pumphouse #2	143	1	0975	2002:105-Fla Inc Net(1125 Cc)	1,299	1
0277	Reservation - Gate House	40	0	9018	Ringling-Utilities Plant	2,629	2	0976	2002:106-Pop.Study(Miami)	1,474	1
0278	Reservation-Cabin 3	1,680	11	9019	Ringling-Asolo Visitor Srv Cnt	50,306	138	0977	2002:107-Erp Off.(Ip-Shaw)	14,001	1
0280	Reservation-Cabin 1	1,680	11	9020	Ringling-Tibbals Learning Ctr.	35,793	71	0978	2002:114-Head Start(Quincy)	2,001	1
0281	Reservation-Bath House	2,658	1	9021	Ringling-Conser/Curat/Collect	73,000	137	0979	2002:109-C.O.M. (Orlando)	4,501	1
0282	Reservation-Cabin 4	4,427	11	9022	Ringling-Facilities Admin.	2,500	11	0981	2002:111-CBTR/IICER(IP-Morgan)	449	1
0284	Recreation Building	4,427	2	SITE	Total	562,806	1,070	0982	2002:112-CBTR/IICER(IP-Morgan)	476	1
0285	Reservation-Cabin 5	1,200	1	Site 10 - Panama City Branch Campus				0983	2002:113-CBTR/IICER(IP-Morgan)	3,001	1
0286	Reservation-Cabin 6	1,767	5	0817	P.C.- Student Gov. Center Annx	2,160	11	0984	2002:115-LSI-Read.RSH(7600 CC)	386	1
0287	Reservation-Cabin 7	1,767	6	0818	P.C.- Faculty Annx. A	2,160	15	0985	2002:116-Ctr Civic Ed	3,556	25
0288	Reservation-Boat House	1,640	1	1001	P.C.- Quad 1 (Maintenance)	2,512	32	0986	2002:117-Inst.Gov(300 Woodcres	3,361	1
SITE	Total	21,511	50	1002	P.C.- Quad 2 (Office)	2,512	26	0987	2002:118-Healty Equity(Quincy)	2,001	1
Site 8 - Southwest Campus				1003	P.C.- Quad 3 (Office/Class)	2,512	32	0988	2002:119-C.O.M. (Tallahassee)	4,951	1
0018	Public Broadcast Center	56,574	183	1004	P.C.- Tractor Storage	240	1	0989	2002:120-LSI Read RSH(4TH CC)	1,160	1
0056	Opera Scene Shop	6,100	3	1005	P.C.- Barron Bldg.	27,600	90	0990	2003:101-Beachs&Shores (Ip)	3,511	1
0058	Golf Course - Driving Range	144	1	1006	P.C.- Faculty Bldg. (B North)	9,681	54	0991	2003:102-Educ.Serv.Prog.(Ip)	192	1
0059	Golf Course - Restroom	120	2	1007	P.C.- Technology Bldg(B South)	27,741	56	0992	2003:103-Ed.Serv.Prog (Ip)	337	1
0061	Storage Bldg.- Mag Lab	4,981	2	1008	P.C.- Bay Building (Bldg. C)	13,340	25	0993	2003:104-C.O.M.,Pensacola	4,951	1
0062	Middleton Golf Center	30,326	95	1009	P.C.- Auditorium	4,716	18	0994	2003:105-Jjeep Woodcrest	7,061	1
0063	Golf Course - Maintenance	4,500	7	1010	P.C.- Wfsg-Tv Transmit/Storage	1,600	4	0995	2003:106-Tobacco Ctr.(Ip)	180	1
0064	Farm - Theater Scene Storage	4,910	7	1012	P.C.- Bland Conference Center	3,550	10	0996	2003:116-LSI 2nd Fl.	1	1
0065	Farm - Radiation Storage	5,136	5	1013	Student Gov. - Annex B	2,404	19	0997	2003:117-LSI 4th Fl.	565	1
0066	Farm - Lab Animal Resources	5,631	18	1014	Administrative Services Center	18,250	70	0998	2003:114-C.O.M., Gainesville	2,984	1
0067	Farm - Storage Bldg.	1,517	1	1015	Holley Academic Center	27,755	1	SITE	Total	219,215	418
0068	Farm - Animal Pen	2,461	1	SITE	Total	148,733	464				
Var.	Alumni VII (Buildings 150-168)	221,751	1,594								





FSU Buildings - Gross Square Feet and Number of Rooms



Code	Building Name	Sq. Ft.	Rooms	Code	Building Name	Sq. Ft.	Rooms	Code	Building Name	Sq. Ft.	Rooms
Site 13 - Southern Technology Innovation Park				Site 25 - Various Locations				Site 25 - Various Locations (continued)			
0804	I.P. - Sliger (Bernard F.) #1	38,380	138	0500	Florida Capitol Building	0	1	0571	Wakulla Springs Hotel	0	0
0805	I.P. - Morgan (Herb) #2	34,380	121	0501	Tampa, Florida	0	1	0572	Wakulla Springs Laundry	0	0
0813	I.P. - Johnson (Robert M.)	30,000	69	0502	Los Alamos Lab	1	1	0573	Wakulla Springs Staff House	0	0
0814	I.P. - Shaw (Frank) Bldg.	30,000	97	0503	Boulder, Colorado	0	1	0574	Wakulla Springs Concess	0	0
0832	Centennial Building	100	1	0504	John C. Riley House	0	1	0575	Wakulla Springs Pavillion	0	0
SITE Total		132,860	426	0505	Whitfield Building	0	1	0576	Port-Au-Prince (AID)	0	0
Site 14 - Medical School				0506	Brooksville, FL	0	0	0578	Botswana - Africa	0	0
4001	C.O.M. -Thrasher Bldg.	155,913	514	0507	Pineview Elementary School	0	0	0579	Indonesia - Asia	0	0
4002	C.O.M. -Research Bldg	132,302	439	0508	State Motor Pool	0	0	0580	DNR - Innovation Park	0	0
4003	C.O.M. -Auditorium	10,877	10	0509	Art Craft Printing Building	0	0	0581	Tahiti - French Polynesia	0	0
4400	P.I.M.S. - Modular Unit 1	1,440	1	0510	Carlton Building (State)	0	0	0582	Frank TV Tower	1	1
SITE Total		300,532	964	0511	Warehouse Art Department	0	0	0583	Majette TV Tower	0	0
Site 15 - Overseas Program				0512	Park 20 West	0	0	0584	Warm Mineral Springs	0	0
0801	Overseas Prog. - Florence, Ita	2	1	0513	415 Canal Street	0	0	0585	Turlington Building	1	4
0802	Overseas Prog. - London, Eng.	2	13	0514	Collins Building (State)	0	0	0586	Channel-6 TV Tower	1	1
0806	Overseas Prog. - Switzerland	2	1	0515	Knott Building (State)	0	0	0588	Florida A&M University	1	1
0807	Overseas Prog. - Costa Rica	2	1	0516	Florida Atlantic University	1	1	0589	State Marine Lab - Biology	0	0
0815	Overseas Prog. - Vietnam	2	1	0517	Koger Center (Lafayette Bldg)	0	0	0590	Quincy-Shanks High School	1	1
0816	Overseas Prog. - Russia	2	1	0518	Costa Rica (Bio Field Studies)	0	0	0591	Something Country	0	0
SITE Total		12	18	0519	John's Building (State)	0	0	0592	Ferminational Accelerator Lab	1	2
Site 16 - Classes - Off Main Campus				0520	University of Central Florida	1	1	0593	Leon County School Board	0	0
0808	Classes In Leon	100	1	0521	Property Records Bldg. 521	1	1	0595	City Tower	1	1
0809	Classes Out Of Leon	100	1	0522	Leon County Public Library	0	0	0596	CERN Lab	1	1
0835	Neighborhood Health Services	1,000	3	0523	Peru - South America	0	0	0598	Belize - Central America	0	0
SITE Total		1,200	5	0524	Winewood Country Club	0	0	0599	Guinea - Africa	0	0
Site 17 - FAMU/FSU College of Engineering				0525	South Bronough - Criminology	0	0	0600	Infinity Software Development	0	0
0527	FAMU/FSU Engineering Bldg. 2	96,667	186	0526	Tall Timbers	0	0	0601	Gwen Cherry Child Development	0	0
0577	FAMU/FSU College of Engineering	116,366	324	0528	Alumni Affairs	0	0	0602	Nepal - Asia	0	0
SITE Total		213,033	510	0529	Fletcher Building	1	1	0603	Upchurch	0	1
Site 18 - Innovation Park				0530	Larson Building (State)	0	0	0604	Frank M. Golsen Elementary	0	1
0022	Mag Lab - General Science	220,966	587	0531	Stanford University	0	0	0605	WOYS Station	0	1
0069	Mag Lab - OPMD (Utilities)	77,417	100	0532	St. Augustine - Anthropology	0	0	0606	Children's Medical Services	0	4
0269	Mag Lab - NMR Building	34,938	63	0533	Norfolk, Virginia	0	0	0607	Iata Institute	0	0
0824	Research Foundation East	85,000	319	0534	Grolan, Connecticut	0	0	0608	Spanish Linkage Program	0	0
0825	Research Foundation West	85,000	371	0535	Mayport	0	0	0609	Families in Touch - Soc. Sci.	0	0
0849	CAPS Storage/Lab Building	4,805	1	0536	Mill Street-Education Storage	0	0	0610	City Water Tank	0	0
0854	Materials Research (Bldg. 3)	47,250	1	0537	Charleston, SC	0	0	0611	Dept. of Transportation	0	0
SITE Total		555,376	1,442	0538	Twin Towers-Apalachee Parkway	0	0	0612	Industrial Engineering Lease	0	0
Site 19 - Gadsden County (Critchfield Hall)				0539	Washington University	0	0	0613	City Water Tank - Carrabelle	0	1
0466	Critchfield Hall (Recording)	14,400	56	0540	Property Records Bldg. 540	1	1	0614	Nassau County School Board	0	1
SITE Total		14,400	56	0541	Pennington Building-Education	0	0	0615	Northwood Mall	0	1
Site 20 - Southwood (FSU Research School)				0542	Wymore Career Education Ctr.	0	0	0616	Telex Carrier Hotel	0	0
2001	FSUS Community Store Front 1	1	52	0543	Woodcrest Office Park	1	13	0617	Indian River Community College	0	0
2002	FSUS Community Store Front 2	0	52	0544	Tallahassee Community College	0	0	0618	McKennon Hall/Daytona Beach CC	0	0
2003	FSUS High & Middle School 3	1	119	0545	Theatre Storage-Monroe Street	0	0	0619	NBI Properties Tower	100	0
2004	FSUS High & Middle School 4	1	119	0546	Leon County Civic Center	1	10	0620	Wetherell Residence	5,000	0
2005	FSUS Primary School 5	1	61	0547	Gulf Coast Community College	0	0	SITE Total		5,119	59
2006	FSUS Primary School 6	1	68	0548	Classroom Bldg. Bay Co. School	0	0	Site 26 - Immokalee			
2007	FSUS Media Center 7	1	11	0550	Tyndall Air Force Base	0	0	2600	Immokalee Clinic	42,706	71
2008	FSUS Gymnasium 8	1	48	0551	Cedars Executive Center	0	0	SITE Total		42,706	71
2009	FSUS Auditorium 9	1	68	0552	Holland Building (State)	0	0	Site 27 - U.S. National Forest - Apalachicola			
2010	FSUS Administration 10	1	30	0553	Office Plaza (NWRDC)	0	0	0144	TV Tower	1	1
2011	FSUS Portable #1	840	10	0554	925-D Miccosukee Road	0	0	0147	ETV Transmitter Building 1	1,460	11
2012	FSUS Portable #2	850	1	0555	Antartica (Biology)	0	0	0449	ETV Transmitter Building 2	2,040	3
2013	FSUS Building 13	930	5	0556	Heritage Park Clubhouse	0	0	SITE Total		3,501	15
SITE Total		2,629	644	0557	University of West Florida	0	0	Site 30 - Panama Canal Center			
Site 21 - Kleman Plaza				0558	Primera Casa	0	0	0803	Panama Campus - Main Building	11,304	42
2000	Challenger Learning Center	29,763	1	0559	Kate Sullivan Elementary	0	0	0841	Panama Campus Gym	1,650	2
SITE Total		29,763	1	0560	Hartsfield Elementary	0	0	0842	Panama Campus Library	1,575	5
Site 22 - Panama City Off-Campus				0561	Shands Hospital	0	0	0843	Panama Campus Science Facility	1,650	5
0828	Chipola - Bldg.Q	100	10	0562	Florida International Univ.	1	1	0844	Colegio Intl. Del Caribe	150	1
0830	GCCC - Pool	100	1	0564	Dozier School for Boys	1	1	SITE Total		16,329	55
0831	GCCC - Academic Facilities	1,000	3	0565	Supreme Court Building	1	1	ALL UNIVERSITY TOTAL			
0834	Bristol	1,000	1	0566	Commonwealth Building (DEP)	0	0			12,773.07	36,374
SITE Total		2,200	15	0567	University of Florida	0	0				
Site 23 - Heritage Grove				0568	R. A. Gray Building (State)	0	0				
Vario	Heritage Grove (Buildings 1-14)	14,000	221	0569	Winchester Building	0	0				
SITE Total		14,000	221	0570	University of South Florida	0	0				

Source: University Space Management Systems as of April 2007

Online Resource: The University Space Management Systems' website can be accessed online at <http://www.sua.fsu.edu/>





Florida State University Site and Acreage Holdings



Florida State University Sites

<u>Site Number</u>	<u>Name of Site</u>	<u>Total Gross Square Ft.</u>	<u>E&G Gross Square Ft.</u>	<u>Buildings Owned</u>	<u>Buildings Not Owned</u>
1	Alligator Point	3,034	3,034	2	0
2	FSU Ball Marine Laboratory	29,241	29,241	25	1
3	Cascade Lake	0	0	0	0
4	Main Campus	9,436,070	4,838,439	202	4
5	Mission Road Station	22,448	22,448	5	0
6	Plant Street	0	0	0	0
7	FSU Reservation	21,471	0	10	0
8	Southwest Campus	888,382	227,758	137	0
9	Sarasota (Ringling Museum)	562,806	562,806	16	0
10	Panama City Branch Campus	154,129	154,129	16	2
11	Ocala (Appleton Museum)	72,848	72,848	2	3
12	Leases in Florida	219,215	119,386	0	57
13	Southern Technology Innovation Park	132,860	0	0	5
14	Medical School	300,532	300,532	3	1
15	Overseas Program	12	12	0	6
16	Classes - Off Main Campus	1,200	200	0	3
17	FAMU/FSU College of Engineering	213,033	213,033	0	2
18	Innovation Park	555,376	555,376	7	0
19	Gadsden County (Critchfield Hall)	14,400	14,400	1	0
20	Southwood (FSU Research School)	2,629	0	0	13
21	Kleman Plaza	29,763	0	0	1
22	Panama City Off-Campus	2,200	200	0	4
23	Heritage Grove	14,000	0	0	14
25	Various Locations	5,120	5,100	1	115
26	Immokalee	42,706	42,706	1	0
27	U.S. National Forest - Apalachicola	3,501	3,501	3	0
30	Panama Canal Center	16,329	0	0	5
Totals		12,743,305	7,743,305	431	236

Florida State University Acreage Holdings

<u>County</u>	<u>Location/Description</u>	<u>Acres</u>
Leon County	Main campus	451.6
	Seminole Reservation	61.5
	Mission Road	13.7
	Southwest Campus	621.4
	Cascade Lake	79.4
	Plant Street	1.0
	Innovation Park	32.5
	Southwood (FSU Research School)	50.4
	Heritage Grove	37.7
	Alligator Point	23.5
Franklin County	Turkey Point (FSU Ball Marine Lab)	78.0
	Panama City Campus	25.6
Bay County	Immokalee	9.4
Collier County	Critchfield Hall Recording Studio	2.0
Gadsden County	Sarasota (Ringling Museum)	56.9
Sarasota County	Overseas, leases and other locations	0.9
Total All Locations		1,545.5

Source: University Space Management Systems as of February, 2008

Online Resource: The University Space Management Systems' website can be accessed online at <http://www.vpfa.fsu.edu/sua/>





University Libraries



The mission of the University Libraries is to support and enhance the learning, teaching, research, and service activities of the Florida State University by providing organized access to quality information in all formats, promoting information literacy, preserving information and engaging in collaborative partnerships to disseminate ideas to advance intellectual discovery. In support of this mission the libraries collections contain more than 3.4 million volumes, of which more than 451,000 are available electronically as e-books. The library subscribes to more than 107,000 current serials including academic journals, professional and trade journals, and major newspapers from around the country and the globe in both paper and electronic formats. The Libraries also subscribe to more than 350 databases, many of which are available for searching anytime or anyplace internet is available. Research assistance is offered by professional librarians in person, over the telephone, via e-mail and through live Internet chat sessions. Basic library and information literacy instruction sessions are available to classes and groups upon request. Materials not available at the libraries may be requested through interlibrary loan.

The FSU Libraries include 8 libraries on campus: The Robert Manning Strozier Library, Paul A. M. Dirac Science Library, Mildred and Claude Pepper Library, Warren Allen Music Library, Harold Goldstein Library and Information Studies Library, College of Law Library, College of Medicine Medical Library, and the College of Engineering Library. Library materials and services are also available at the FSU Panama City Campus, as well as International Programs study centers in London, Florence, and Panama, and a collection of art and related materials at the John and Mable Ringling Museum of Art in Sarasota, Florida.

	<u>2002-2003</u>	<u>2003-2004</u>	<u>2004-2005</u>	<u>2005-2006</u>	<u>2006-2007</u>
Volumes in Library	2,620,296	2,738,779	2,889,810	2,947,702	3,442,420
Volumes Added (net)	34,537	68,483	14,822	57,892	41,998
Total Microforms	9,029,029	9,057,015	8,057,015	9,094,077	9,106,394
Periodicals and Serials Subscriptions	19,309	38,271	42,076	51,896	107,243
Audio Visual Materials	73,519	75,304	75,848	77,103	260,289
Electronic Resources:					
e-books	83,055	243,627	245,993	334,571	451,737
Databases	275	296	300+	300+	350+
Electronic Journals	17,469	26,965	29,485	145,490	98,851
Staff Salaries (including Student Assistants)	\$5,577,608	\$5,468,150	\$5,465,262	\$6,903,278	\$7,696,922
Expenditures for Books and Related Materials	\$6,903,905	\$6,600,699	\$6,892,381	\$7,650,054	\$6,840,347
Binding	\$138,846	\$56,485	\$70,013	\$70,475	\$39,338
Other Operating Expenditures	\$1,397,129	\$1,557,739	\$2,947,469	\$460,142	\$621,157
Total Library Expenditures	\$14,017,488	\$13,683,043	\$15,375,125	\$15,083,949	\$14,398,764
Library Expenditure per Student	\$382.13	\$366.56	\$395.39	\$380.41	\$355.76
Library Expenditures as a Percentage of University Totals (% of E&G)	3.80%	3.58%	3.63%	3.41%	3.09%

Note: Includes figures for all university libraries.

Source: Strozier Library

Online Resource: The University Libraries' website can be accessed at <http://www.lib.fsu.edu/>





Academic and Professional Program Services (APPS)



The Center for Professional Development and the Office for Distributed and Distance Learning merged into one, comprehensive service unit -- **Academic and Professional Program Services (APPS)** -- to better serve faculty, students, and staff at the University, and students of all ages in the local, state, national, and international communities.

Professional Program Services

Continuing Education Units (CEUs) and Teacher Recertification. In conjunction with the University's academic departments, APPS coordinates degree and certificate programs for non-traditional, part-time students. Programs can be found throughout Florida and some are delivered via distance technologies. Opportunities for teacher recertification and continuing education units (CEUs) are provided throughout the year.

Non-Credit Programs. APPS develops, promotes, and administers non-credit programs and certifications in traditional classroom settings and online. Lifelong learners can remain current in their fields and fulfill licensing and continuing education requirements through career skills development. Examples of current courses are: Certified Financial Planner Online, Continuing Legal Education Online, Seminole Strength Conditioning, Test Preparation, and Writing Certificate Programs.

Technology Training. APPS offers industry certified training programs, which can be customized to individual learner or employer needs. Course offerings may include Desktop Certification; Desktop Publishing; MCSA Training; Project Management; Technical Training; Web Publishing, and Webmaster Certification Online.

Academic Program Services

APPS supports the University's mission to extend education statewide by offering courses and degree programs online and at many off-campus sites around the state.

Faculty. Support is provided to faculty members in their use of technologically mediated innovations in teaching, and takes the form of projects to develop degree programs and workshops to help them develop web-based components for their residential classes and fully online courses for either on- or off-campus delivery. Assistance is provided through the Blackboard Educational Portal, the Center for Teaching and Learning (CTL), and the Center for Assessment and Testing (CAT).

On-Campus Students. Access and use of FSU's educational portal and learning management system (campus.fsu.edu) is provided with both onsite and online contacts for technical support and resources for learning via the web, as well as instruction in using the learning management system and its many tools.

Distance Students. Guidance is provided to students and departmental staff, from application and acceptance to any of the online degree programs, to orientation to the University, which addresses scheduling of courses, instruction on navigating course websites, and other tools necessary for their success. Students receive individualized attention from instructors, and some courses have mentors who guide students through course work and monitor their progress. Online bachelor's degree-completion programs are available in Computer Science/Software Engineering, Nursing, and Interdisciplinary Social Science. Students with an AA from a Florida community college or its equivalent, as assessed by FSU Admissions staff, and who have met the Liberal Studies requirement, can complete their bachelor's degrees online. The master's programs that are offered entirely (or mostly) online or via other technology include: Business Administration, Communication Disorders, Criminology and Criminal Justice, Educational Leadership, Information Studies, Instructional Systems, Management Information Systems, Mathematics Education, Nursing, Physical Education, Risk Management/Insurance, Science Education, Social Work, and Special Education.

Center for Teaching and Learning (CTL). Faculty members can further their planning, teaching, and technology skills through workshops, classroom observations, and individual consultations. Graduate teaching assistants (TAs) are aided in improving their academic leadership and teaching skills through the Program for Instructional Excellence (PIE). Orientations, workshops, panel discussions, videotaping sessions, and individual consultations are designed to prepare graduate students for the range of responsibilities they will have as new instructors.





Academic Program Services (continued)

Educational Portal and Learning Management System (Blackboard) Support. This unit oversees all learning system maintenance and upgrades, technology training on upgrade enhancements, the academic help desk, and development of applications to further enhance the portal infrastructure for faculty, student, and staff use.

Center for Assessment and Testing (CAT). Faculty services include mark-sense scanning; test scoring and analysis; administering of University and department faculty evaluation instruments (SPOT, e-SUSSAI); and technical support for data collection and analysis in research. Student services include administering test taking for many national and state testing programs (e.g., CLAST, FTCE, ACT, SAT, LSAT, CLEP, and TOEFL); and providing proctored testing for distance-learning students.

APPS Annual FTE & Student Credit Hours

	<u>Undergraduate</u>	<u>Graduate</u>	<u>Total</u>
2006-07 Fundable FTE	41.73	589.76	631.49
2006-07 Student Credit Hours (Fundable & Non-Fundable)	4,616	21,446	26,062

APPS Degree and Certificate Programs Offered, 2007-08

<u>SCHOOL/COLLEGE AND MAJOR</u>	<u>DEGREE(S)</u>	<u>LOCATION</u>
<u>College of Arts & Sciences</u>		
American & Florida Studies	BA, MA	Tallahassee
History, The Teaching Track	MA	Tallahassee
Computer Science/Software Engineering	BS	Web-based
History, Concentration in War & Society	MA	Tallahassee
Historical Administration & Public History	MA	Tallahassee
Women's Studies (Interdisciplinary BA in Humanities)	BA	Tallahassee
Publishing and Editing (English Dept)	Grad. Certificate	Tallahassee
<u>College of Business</u>		
Business Administration	MBA	Web-based
Management (Management Information Systems)	MIS	Web-based
Risk Management/Insurance	MS	Web-based
<u>College of Communication</u>		
Communication Disorders	MS	Web-based
<u>College of Criminology and Criminal Justice</u>		
Criminology	MS	Web-based
Criminology & Criminal Justice	BS	Tallahassee
<u>College of Education</u>		
Educational Leadership	MS, Ed. S	Tallahassee & web-based
Event Management	Grad. Certificate	Web-based
Human Performance Technology (Instr. Systems)	Grad. Certificate	Web-based
Instructional Systems	MS	Web-based
Instructional Systems/Human Resource Development	MS	Web-based





Academic and Professional Program Services (APPS)



APPS Degree and Certificate Programs Offered, 2007-08 (continued)

<u>SCHOOL/COLLEGE AND MAJOR</u>	<u>DEGREE(S)</u>	<u>LOCATION</u>
<u>College of Education (continued)</u>		
Mathematics Education	MS	Web-based
Online Instructional Development	Grad. Certificate	Web-based
Physical Education	MS	Web-based
Program Evaluation	MS, Grad. Certificate	Tallahassee
Science Education	MS	Web-based
Special Education	MS	Web-based
<u>College of Information</u>		
Information Studies	MA, MS	Web-based
School Library Media Leadership	Grad. Certificate	Web-based
Leadership & Management	Grad. Certificate	Web-based
Reference Services	Grad. Certificate	Web-based
Web Design	Grad. Certificate	Web-based
Youth Services	Grad. Certificate	Web-based
<u>College of Nursing</u>		
Nursing (Online RN to BSN)	BS	Web-based
Nursing	MS	Web-based
Family Nurse Practitioner	Grad. Certificate	Web-based
Nursing Educator	Grad. Certificate	Web-based
<u>College of Social Sciences</u>		
Aging Studies	MS, UG & Grad. Certificate	Tallahassee
Emergency Management	Grad. Certificate	Tallahassee
Health Services Administration & Policy	Grad. Certificate	Tallahassee
Human Resources Management (Public Admin.)	Grad. Certificate	Tallahassee
Interdisciplinary Social Sciences	BS	Web-based
Public Administration	MPA, Grad. Certificate	Tallahassee
Public Financial Management	Grad. Certificate	Tallahassee
Urban & Regional Planning	MS	Tallahassee
<u>College of Social Work</u>		
Social Work	MSW	Tallahassee & web based
Social Work	MSW	Gainesville & part web-based
Social Work	MSW	Jacksonville & part web-based
Leadership in Executive & Administrative Development in Social Work (LEAD)	Grad. Certificate	Web-based

Source: Academic and Professional Program Services (APPS)

Online Resource: Professional Program Services' website can be accessed at <http://learningforlife.fsu.edu>.

Online Resource: Academic Program Services' website can be accessed at <http://online.fsu.edu>.

Online Resource: Center for Assessment and Testing's website can be accessed at <http://learningforlife.fsu.edu/cat>

Online Resource: Center for Teaching and Learning's website can be accessed at <http://learningforlife.fsu.edu/ctl>





Division of Student Affairs



The Division of Student Affairs collaborates with students, faculty, and staff to create welcoming, supportive and challenging environments that maximize opportunities for student learning and success. Through high quality programs, the Division facilitates student development, celebrates differences, and promotes civic and global responsibility. The programs and services offered by units within the Division of Student Affairs are outlined below.

Office

Office of the Vice President

Campus Recreation

Career Center

Center for Academic Retention and Enhancement (CARE)

Center for Leadership and Civic Education

Child Development Programs

Dean of Students Department

Flying High Circus

International Center

Office of Multicultural Affairs

University Housing

Services/Programs

Advocacy for students, and administration and management of the Student Affairs activities, budgets, and other personnel services.

Provides quality recreational programs, facilities and services to students and the university community through Intramural Sports, Aquatics, Fitness, Extramural Sports Clubs, Outdoor Pursuits, the Dr. Bobby E. Leach Center, the Reservation waterfront recreation area, the Rec SportsPlex and Tully Gymnasium.

Provides students with assistance in major choice and career planning through the following services:
Self-exploration, assessments and major and career advising
Internship/co-op, mock interview and job shadow opportunities
Job search assistance, graduate school application support, on-campus interviews and mentoring/networking opportunities
Research and development support through the Center for the Study of Technology in Counseling and Career Development
Additional Career Center services include SDS 3340, a career planning course for credit, Career Portfolio, an online, skills-management tool and SeminoleLink, an online job bank.

Provides outreach, social and academic support services to students and potential students who are unique because of atypical circumstances. The Center primarily supports first generation college students and others who face socio-economic challenges. Programming empowers scholars to persist unto graduation and to promote a healthy regard for diversity.

At Florida State University, leadership, community involvement and civic responsibility are integral elements of a liberal arts education. The Center for Leadership & Civic Education enhances the education of students for responsible citizenship and effective leadership. The Center encourages students to become involved in community service and civic activities, as well as broaden their academic experience through service learning courses. The Center for Leadership & Civic Education promotes this vision by providing leadership and civic involvement opportunities for both students and faculty.

Provides child care and educational experiences for students' children from six weeks to eleven years of age, as well as sites for training and research for faculty and students. Programs are administered by University Housing.

Provides programs, services, and advocacy for:
Student Rights and Responsibilities
Greek Affairs
New Student and Family Programs
Victim Advocate Program
Withdrawal Services
Student Disability Resource Center

A student development activity that provides unique performance opportunities for students and public relations for the University. The Circus features a variety of acts ranging from high wire to juggling.

Provides orientation, immigration advising and support services for international students and their dependents, and immigration services to international faculty and staff. Major programs are the International Friends Program, Global Ambassadors, Global Gatherings luncheon series, International Women's Group, English Conversation Clubs, and an annual International Bazaar. The Beyond Borders International Cultural Exchange Program with the University of Costa Rica, University of the West Indies, and Studentenwerk-Dresden (Germany) is coordinated by the International Center staff.

The mission of the Office of Multicultural Affairs at Florida State University is to create a welcoming environment that is inclusive of all students. To that end, the Office of Multicultural Affairs provides advocacy, support services, and culturally based programs that educate students on diversity and multiculturalism and empowers them to be agents of social change in an increasingly diverse and global community.

On-campus housing and programming services for traditional undergraduates, graduate students, and students with dependents.



Division of Student Affairs



Office

Oglesby Union

Services/Programs

Student services available in the Oglesby Union:

Art Center/Oglesby Gallery	Florida State LEAD Center
ATM's	Lost and Found
Club Downunder	Moore Auditorium
Clubs and Organizations	Post Office
Computer Lab	SAFE Escort/Police Substation
Crenshaw Lanes – Bowling and Billiards	Student Activities Center
Food Court	Student Government Agencies
FSU Computer Store	Student Government Assoc. offices
FSView/Florida Flambeau Office	Union Ballrooms, meeting & conference rooms
Guest Services	Union Board
Information Center	Union Copy Center
Kaplan Education Center	Union Production
Krentzman Lounge/Info. Desk	

Student services available in the Student Life Center:

Cyber Café with video games	Counseling Office
Movie Theatre - Student Life Cinema	Information Desk
Congress of Graduate Students Offices	Housing Office

Student services available in the Student Services Building:

Conference Rooms - 2 nd floor	Park Avenue Diner
--	-------------------

Student Government Association

Provides direct student services and activities through financial support of student organizations and through the following Student Government agencies, bureaus, affiliated projects, and funding boards:

Alumni Village Child Development Center	Law School Allocations Committee
American Indian Student Union	Medical School Council
Asian-American Student Union	Multicultural Student Assembly
Black Student Union	Music School Allocations Committee
Business School Allocations Committee	Off-Campus Housing
Center for Participant Education	Office of Legislative Affairs
Congress of Graduate Students	Pride Student Union
Environmental Service Program	SAFE Connection
FSU First Responder Unit	Sports Club Distribution Council
FSU Service Corps	Starlight Childcare Center
Greek Council Funding Board	Student Allocations Committee
Hispanic/Latino Student Union	Student Broadcast Center
Institute for Conservative Studies	Student Legal Services
Inter-Residence Hall Council	Student Publications
Jewish Student Union	Women's Center
	WVFS V-89 Radio Station

Thagard Student Health Center

Provides primary, out-patient health care to students through the following clinics and services:

Allergy Clinic	Laboratory
First Responders Unit	Nutrition Counseling
General Medical	PAR (Partnership for Alcohol Responsibility)
Gynecology	Physical Therapy
Health Enhancement and Wellness Program	Psychiatric Services
Healthy Campus 2010 Committee	Travel Clinic
HIV Clinic	Urgent Care Clinic
Immunization/Measles	X-ray
Insurance Information	

The University Counseling Center

Provides the following services to students: individual, couples and group counseling, psychological assessment, crisis intervention, skills workshops, outreach presentations, peer education and consultations on mental health and wellness issues.

Source: Office of the Vice President for Student Affairs

Online Resource: The Office of the Vice President for Student Affairs' website can be accessed online at <http://www.studentaffairs.fsu.edu/>





Intercollegiate Athletics



The "Seminoles" is the official designation of Florida State University men's and women's athletic teams. The symbol of university athletics at FSU is Chief Osceola. The official colors are Garnet and Gold. Florida State competes in the Atlantic Coast Conference (ACC) for all sports. The University named Randy Spetman as its Athletic Director in February 2008.



Florida State University Seminoles



2006-07 ACC and NCAA Team Results

Baseball (*Mike Martin*): ACC - Atlantic Division Champions; NCAA Regional
Basketball - Men (*Leonard Hamilton*): ACC - tied 8th; NIT Quarterfinals
Basketball - Women (*Sue Semrau*): ACC - tied 3rd; NCAA Third Round
Cross Country - Men (*Bob Braman*): ACC - 2nd; NCAA - 30th
Cross Country - Women (*Bob Braman*): ACC - 4th; NCAA - 21st
Football (*Bobby Bowden*): Emerald Bowl Champions
Golf - Men (*Trey Jones*): ACC - tied 4th; NCAA - finals
Golf - Women (*Debbie Dillman*): ACC - 3rd; NCAA Regional
Soccer (*Mark Krikorian*): ACC - 2nd; NCAA - College Cup (Final Four)
Softball (*JoAnne Graf*): ACC - 4th; NCAA Regional
Swimming & Diving - Men (*Neil Harper/Patrick Jeffrey*): ACC - 2nd; NCAA - 17th
Swimming & Diving - Women (*Neil Harper/Patrick Jeffrey*): ACC - 2nd; NCAA - 17th
Track & Field - Men (*Bob Braman*): ACC - 1st (Indoor & Outdoor); NCAA - National Champions (Outdoor), 2nd (Indoor)
Track & Field - Women (*Bob Braman*): ACC - 3rd (Outdoor), 4th (Indoor); NCAA - 14th (Outdoor), tied 15th (Indoor)
Tennis - Men (*Dwayne Hultquist*): ACC - 6th; NCAA Second Round
Tennis - Women (*Jennifer Hyde*): ACC - 5th; NCAA Second Round
Volleyball (*Todd Kress*): ACC - 4th

All-time Team National Champions (NCAA champion except where noted)

1951 - Men's Gymnastics
1952 - Men's Gymnastics
1955 - Men's Volleyball (awarded by the US Volleyball Association - USVA)
1957 - Men's Volleyball (awarded by the USVA)
1958 - Men's Volleyball (awarded by the USVA, unofficial sport at FSU in 1958)
1981 - Softball (awarded by the Association of Intercollegiate Athletics for Women - AIAW)
1981 - Women's Golf (awarded by the AIAW)
1982 - Softball (awarded by the AIAW)
1984 - Women's Track (Outdoor)
1985 - Women's Track (Indoor)
1993 - Football
1999 - Football
2006 - Men's Track (Outdoor)
2007 - Men's Track (Outdoor)

2006-07 Individual National Champions

Walter Dix (Men's Track) - 100-meter
Walter Dix (Men's Track) - 200-meter
Ricardo Chambers (Men's Track) - 400-meter
4x100 Relay (Men's Track) - Greg Bolden, Michael Ray Garvin, Walter Dix, Charles Clark
Terry Horner (Men's Swimming & Diving) - 1-meter diving





2006-07 Coach of the Year Honors

Bob Braman: ACC, East Region, South District, and NCAA Division I National Men's Coach of the Year
Ken Harden: ACC, East Region, and NCAA Division I National Men's Sprints/Hurdles Coach of the Year
Jennifer Hyde: South Region Coach of the Year
Neil Harper: ACC Men's Swimming & Diving Coach of the Year
Mike Martin: ACC Baseball Coach of the Year

2006-07 Player of the Year Honors

Walter Dix: NCAA South District, NCAA East Region, and NCAA Division I National Men's Track Athlete of the Year
Bryan Henry: ACC Baseball Pitcher of the Year
Terry Horner: ACC Diver of the Year
Susan Kujiken: NCAA South Region Cross Country Athlete of the Year
Tony Thomas, Jr.: ACC Baseball Player of the Year
India Trotter: Florida Soccer Player of the Year

2006-07 Rookie of the Year Honors

Terry Horner: ACC Swimming and Diving Freshman of the Year
Monica Montez: ACC Softball Freshman of the Year
Myron Rolle: ACC Freshman Defensive Player of the Year

2006-07 All-American Honors (athletes mentioned on any team by any publication are listed)

Baseball: Tony Thomas, Jr., Bryan Henry, Buster Posey, Mark Hallberg, Jason Stidham
Basketball - Men: Al Thornton
Cross Country - Men: Andrew Lemoncello
Cross Country - Women: Susan Kujiken
Football: Buster Davis, Myron Rolle, Everette Brown, Brandon Warren, Geno Hayes
Golf - Men: Jonas Blixt, Matt Savage
Golf - Women: Caroline Westrup
Soccer: Selin Kuraay, India Trotter, Katrin Schmidt, Kelly Rowland
Softball: Veronica Wootson
Swimming & Diving - Men: Terry Horner, Kyle Young, Ed Denton, Steve Roof, Alex Kennon
Swimming & Diving - Women: Lauren Brick, Romy Altmann, Lauren Sparg, Christie Raleigh, Abbie King
Track & Field - Men: Greg Bolden, Tywayne Buckanon, Ricardo Chambers, Charles Clark, Walter Dix, Michael Ray Garvin, Luke Gunn, Andrew Lemoncello
Track & Field - Women: Kandia Batchelor, Susan Kujiken, Barbara Parker, India Pettus, Keyla Smith, Alyce Williams, Aycia Williams
Volleyball: Makini Thompson

2006-07 Academic Highlights for Student Athletes

200 student athletes made the 2007 ACC Honor Roll.
26 student athletes made the 2006-07 President's List (4.0 GPA).
165 student athletes made the 2006-07 Dean's List (3.5 or higher).
The FSU Women's Cross Country team, along with athletes Debbie Huss, Tom Lancashire and Andrew Lemoncello were named to the NCAA Division I All-Academic team.
An NCAA post-graduate scholarship was awarded to Alex Kennon (Men's Swimming)
Arthur Ashe Jr. Sports Scholars: Myron Rolle (Football), Javier Garcia-Tunon (Track), Hubert Mitchell (Track), Naikeya Heath (Track), Kandia Batchelor (Track), Alicia Gladden (Women's Basketball)
Student athletes at FSU completed more than 5,300 hours of community service – the most ever for a single year.
The Women's Golf team won the coveted Athletic Director's Cup for Service for their efforts in community service.

Source: Florida State University Sports Information Office

Online Resource: The Florida State Athletic Department's website can be accessed online at www.seminoles.com





Florida State University Ensembles



Bands:

Florida State Winds This graduate student wind ensemble with flexible instrumentation performs large chamber works and also features guest soloists. The group tours and performs on and off campus at conferences and special events.

Campus Band The Campus Band is open to all students with interest and experience. It meets weekly during both semesters, responding to students' interests and abilities while rehearsing and performing a wide and diverse literature.

Concert Band The Concert Band is devoted to the rehearsal, study, and performance of important band literature.

Marching Chiefs The Marching Chiefs is a marching band of approximately 450 students that performs at all home football games and traditionally travels to two or three out-of-town games during the football season.

Chiefly Brass Chiefly Brass is a 60-member basketball pep band and spirit group.

Wind Symphony The Wind Symphony meets during the fall semester and is composed of upper level and graduate personnel. The Wind Symphony performs in tandem with the Symphonic Band.

Symphonic Band Although made up essentially of music majors, the Symphonic Band is open to all university students by comprehensive auditions. Two performances are scheduled each semester in addition to tours and frequent appearances at national conventions or conferences.

Harmonie Harmonie is composed of undergraduate students who are interested in the study and performance of chamber music.

Wind Orchestra The Wind Orchestra engages in professional level study of wind literature important to contemporary performing practices.

Choral:

Chamber Choir The Chamber Choir is a highly select group of graduate and upper level undergraduate students performing repertoire particularly suitable for a 24- to 32-voice mixed choir both accompanied and a cappella.

Choral Union The Choral Union is open to any student enrolled in the University who wishes to sing. Both accompanied and a cappella selections are included in its repertoire. Public concerts are presented throughout the year.

Madrigal Singers The Madrigal group is composed of approximately 12 to 15 members chosen from the University Singers. The Madrigal Singers perform for various organizations within Tallahassee and the surrounding area during the Christmas season.

Men's Chorus The Collegians, the FSU men's glee club, is open to students enrolled in the University. Public concerts are presented throughout the year, including off-campus performances.

University Singers The University Singers is a select group of primarily undergraduate music majors. Their activities include public concerts, both on and off campus, as well as frequent tours and performances at professional conferences.

University Chorale/Tallahassee Community Chorus This ensemble is a large mixed ensemble that specializes in the music written for a large chorus and orchestra. The chorus is open to all students and the general public.

Women's Glee Club The FSU Women's Glee Club is open to students enrolled in the University. Public concerts are presented throughout the year, including off-campus performances.

Orchestras:

University Symphony The University Symphony Orchestra consists of 100-plus members who perform the standard symphonic repertoire in a series of six concerts in Tallahassee and on tours both within Florida and throughout the Southeast.

University Philharmonia Membership in the University Philharmonia includes first- and second-year string students and is open to all other instrumentalists through competitive auditions.

Chamber Orchestra The Chamber Orchestra is a select organization of faculty members and the most advanced graduate and upper-level undergraduate students. Two concerts are presented yearly, both of which utilize College of Music faculty members as soloists.

Opera Orchestras Opera Orchestras are formed for the three fully staged operas that are presented each year.

Jazz Ensembles:

Jazz Ensembles The College of Music has three large performing Jazz Ensembles. The top FSU Jazz Ensemble is a nationally acclaimed ensemble drawn from a select group of graduate and undergraduate students, many majoring in Jazz Studies.

The Jazz/Pop Ensembles The College of Music Jazz/Pop Vocal Ensemble performs in a variety of settings, and emphasis is placed on comprehensive use of musical and stage skills which culminate in dynamic public performances of jazz and popular vocal music.

Chamber Music (Jazz Combos) Small jazz ensembles historically have ranged from traditional New Orleans-style ensembles to modern or contemporary jazz ensembles. These ensembles are featured in a variety of performances that members and faculty schedule.

Other Ensembles:

Chamber Music Various chamber ensembles are organized throughout the year for musicians involved in performing chamber literature.

Opera The FSU Opera presents fully staged productions, featuring students in principal roles, chorus, orchestra, and technical support.

Early Music Ensembles Approximately twelve ensembles that specialize in music written before 1650.

Music Theatre A joint program of the College of Music & School of Theatre to produce a major musical each fall among other performances.

Special Ensembles A wide variety of chamber groups and special ensembles offer students additional opportunities to perform.

Source: FSU Band and Ensemble Web Page



Appendix



The Rovetta Business Building is home to
FSU's College of Business

Florida State University

Degree Program Inventory (March 2008)

DCU Approved Degree Program	Approved Levels						Major Code	B	M	A	S	D	P
	B	M	A	S	D	P							
<u>Architecture & Environmental Design</u>													
Urban and Regional Planning		M			D		329720	-	040301	-	-	040301	-
Urban and Regional Planning / Public Administration					Joint Degree	Urban and Regional Planning / Public Administration	327777	-	040301	-	-	-	-
Urban and Regional Planning / International Affairs					Joint Degree	Urban and Regional Planning / International Affairs	327779	-	450901	-	-	-	-
<u>Area and Ethnic Studies</u>													
American and Florida Studies	B	M				American Studies	115915	050102	050102	-	-	-	-
Asian Studies	B	M				Asian Studies	321710	050103	050103	-	-	-	-
						Asian Studies/Business	321711	050103		-	-	-	-
Russian & East European Studies	B	M				Russian & East European Studies	328710	050105	050105	-	-	-	-
Latin-American & Caribbean Studies	B					Latin-American & Caribbean Studies	118010	050107	-	-	-	-	-
					-----removal pending-----	Latin-American & Caribbean Studies/Business	118011	050107	-	-	-	-	-
Middle Eastern Studies	B					Middle Eastern Studies	115220	050108	-	-	-	-	-
French and Francophone Studies	B					French and Francophone Studies	117116	050124	-	-	-	-	-
Italian Studies		M				Italian Studies	117164	-	050126	-	-	-	-
African-American Studies	B					African-American Studies	328110	050201	-	-	-	-	-
<u>Mass Communication</u>													
Communication	B	M			D								
					----- pending deletion-----	Mass Media Studies**	410102	090199	-	-	-	-	-
						Media Production**	410103	090199	-	-	-	-	-
						Advertising**	410105	090199	-	-	-	-	-
					----- pending deletion-----	Communication Studies**	410107	090199	-	-	-	-	-
						Mass Communication	410111	-	090199	-	-	090199	-
					-----removal pending at M-----	Speech Communication	410112	-	090199	-	-	090199	-
					-----removal pending at M-----	Communication Theory and Research	410114	-	090199	-	-	090199	-
						Media/Communication Studies**	410115	090199	-	-	-	-	-
						Public Relations**	410120	090199	-	-	-	-	-
Offered on the Panama City Campus only						Professional Communication	410125	090199	-	-	-	-	-
					-----removal pending-----	Rhetorical and Communication Theory	410131	-	090199	-	-	-	-
					-----removal pending-----	Policy and Political Communication	410132	-	090199	-	-	-	-
						Integrated Marketing and Management Communication	410133	-	090199	-	-	-	-
					-----removal pending at M-----	Interactive and New Communication Technologies	410134	-	090199	-	-	-	-
Offered on the Panama City Campus only						Corporate and Public Communication	410135	-	090199	-	-	-	-
						Media and Communication Studies	410136	-	090199	-	-	-	-
						Communications, NFA	419999	090199	-	-	-	-	-
						Communication, NFA, Upper Division	419998	090199	-	-	-	-	-
Offered on the Panama City Campus only						Communication, Prerequisites Incomplete	410197	090199	-	-	-	-	-
<u>Computer and Information Sciences</u>													
Computer Science	B	M			D	Computer Science**	116610	110101	110101	-	-	110101	-
					---temporarily suspended at M---	Computer & Network Systems Administration	116620	-	110101	-	-	-	-
						Software Engineering**	116630	110101	110101	-	-	-	-
						Information Security	116640	-	110101	-	-	-	-
						Computer Science, NFA	116699	110101	-	-	-	-	-
<u>Education</u>													
Educational Leadership and Policy		M		S	D	Educational Leadership/Administration	220604	-	130401	-	130401	130401	-
						Educational Policy, Planning and Analysis	220605	-	130401	-	130401	130401	-
					---temporarily suspended at M,S,D---	Adult Education	220612	-	130401	-	130401	130401	-
Higher Education		M		S	D	Higher Education	220602	-	130406	-	130406	130406	-
					---temporarily suspended at M,S,D---	Institutional Research	220606		130406		130406	130406	-
Instructional Systems		M		S	D								
					---temporarily suspended at S---	Instructional Systems	220307	-	130501	-	130501	130501	-
						Open and Distance Learning	220313	-	130501	-	-	-	-
						Performance Improvement and Human Resource Devel	220317		130501				
Research & Evaluation Methods		M		S	D	Program Evaluation	220601	-	130601	-	130601	130601	-
Measurement & Statistics		M		S	D	Measurement & Statistics	220301	-	130603	-	130603	130603	-
Foundations of Education		M		S	D	History & Philosophy of Education	220608	-	130901	-	130901	130901	-
						Sociocultural and International Development Ed Studie	220609	-	130901	-	130901	130901	-
						Social Science & Education	220610	-	130901	-	130901	130901	-
						Social, Historical and Philosophical Foundations of Ed	220613	-	130901	-	130901	130901	-
Special Education				S	D	Special Education	220704	-	-	-	131001	131001	-
Mental Disabilities	B	M		S		Mental Disabilities**	220705	131006	131006	-	131006	-	-
						Mental Disabilities - Mapping	220765	131006	-	-	-	-	-

Florida State University

Degree Program Inventory (March 2008)

DCU Approved Degree Program	Approved Levels						Major Code	Major						
	B	M	A	S	D	P		B	M	A	S	D	P	
Education (continued)														
Visual Disabilities	B	M		S					-	-	-	-	-	-
	-----temporarily suspended at S---						Visual Disabilities**	220706	131009	131009	-	131009	-	-
							Visual Disabilities - Mapping	220766	131009	-	-	-	-	-
Emotional Disturbances / Learning Disabilities	B	M		S			Emotional Disturbances / Learning Disabilities**	220707	131011	131011	-	131011	-	-
							Emotional Disturbances/Learning Disabilities - Mapping	220767	131011	-	-	-	-	-
Counseling & Human Systems		M		S										
	-----pending deletion---						Counseling & Human Systems	220304	-	131101	-	131101	-	-
	-----temporarily suspended at M---						School Psychology	220305	-	131101	-	131101	-	-
							Career Counseling	220314	-	131101	-	131101	-	-
							Mental Health Counseling	220315	-	131101	-	131101	-	-
	-----temporarily suspended at M,S---						School Counseling	220316	-	131101	-	131101	-	-
Counseling Psychology & Human Systems					D		Combined Program-Counseling Psychology & School Psychology	220309	-	-	-	-	131101	-
Adult Education		M		S	D		Adult Education	220607	-	131201	-	131201	131201	-
	temporarily suspended at M,S,D													
Elementary Education	B	M		S	D		Elementary Education**	220701	131202	131202	-	131202	131202	-
							Elementary Education - Mapping	220761	131202	-	-	-	-	-
Early Childhood Education	B	M		S	D		Early Childhood Education**	220702	131210	131210	-	131210	131210	-
							Early Childhood Education - Mapping	220762	131210	-	-	-	-	-
Art Education	B	M		S	D		Art Education	420711	131302	131302	-	131302	131302	-
English Education	B	M		S	D		English Education	220202	131305	131305	-	131305	131305	-
							English Education - Mapping	220262	131305	-	-	-	-	-
Multilingual / Multicultural Education	B	M		S	D		Multilingual / Multicultural Education	220201	131306	131306	-	131306	131306	-
	--temporarily suspended at B,M,S,D---						Multilingual / Multicultural Education - Mapping	220261	131306	-	-	-	-	-
	--temporarily suspended													
Health Education	B	M					Health Education	220206	131307	131307				
	--temporarily suspended						Health Education - Mapping	220266	131307	-				
	--temporarily suspended						Community Health Education	220207	131307	-				
	--temporarily suspended						Community Health Education - Mapping	220267	131307	-				
Family & Consumer Sciences Education	B	M					Family & Consumer Sciences Education	255340	131308	131308	-	-	131308	-
	-----temporarily suspended at M---													
Mathematics Education	B	M		S	D		Mathematics Education	220205	131311	131311	-	131311	131311	-
							Mathematics Education - Mapping	220265	131311	-	-	-	-	-
							Secondary Mathematics Education	220208	131311	-	-	-	-	-
							Secondary Mathematics Education - Mapping	220268	131311	-	-	-	-	-
							Middle Grades Mathematics Education	220209	131311	-	-	-	-	-
							Middle Grades Mathematics Education - Mapping	220269	131311	-	-	-	-	-
Music Education	B*	M			D		Music Education**	447250	131312	131312	-	-	131312	-
							Choral Music Education**	447251	131312	-	-	-	-	-
							Instrumental Music Education**	447252	131312	-	-	-	-	-
Physical Education	B	M		S	D		Physical Education	220403	131314	131314	-	131314	131314	-
	--temporarily suspended at D--						Physical Education - Mapping	220463	131314	-	-	-	-	-
							Sports Management	220405	131314	-	-	-	-	-
							Sports Management - Mapping	220465	131314	-	-	-	-	-
							Sports Administration	220406	-	131314	-	-	131314	-
Reading Education		M		S	D		Reading Education / Language Arts	220703	-	131315	-	131315	131315	-
Science Education	B	M		S	D		Science Education	220204	131316	131316	-	131316	131316	-
							Science Education - Mapping	220264	131316	-	-	-	-	-
Social Sciences Education	B	M		S	D		Social Science Education	220203	131317	131317	-	131317	131317	-
							Social Science Education - Mapping	220263	131317	-	-	-	-	-
Secondary Science and/or Mathematics Teaching	B*	M					Secondary Science and/or Mathematics Teaching	112210	131395	-	-	-	-	-
							Science Teaching	112211	-	131395	-	-	-	-
							Education, NFA	229999	139999	-	-	-	-	-
							Education, Upper Division, NFA	229998	139999	-	-	-	-	-
Engineering														
Biomedical Engineering		M			D		Biomedical Engineering	556080	-	140501	-	-	140501	-

Florida State University

Degree Program Inventory (March 2008)

DCU Approved Degree Program	Approved Levels						Major	Code	B	M	A	S	D	P	
	B	M	A	S	D	P									
<u>Engineering (continued)</u>															
Chemical Engineering	B*	M			D		Chemical Engineering	556010	140701	140701	-	-	-	140701	-
							Chemical - Environmental Engineering	556011	140701	-	-	-	-	-	
							Chemical - Bioengineering	556012	140701	-	-	-	-	-	
							Chemical - Materials Engineering	556013	140701	-	-	-	-	-	
							Chemical - Biomedical Engineering	556014	140701	-	-	-	-	-	
Civil Engineering	B*	M			D		Civil Engineering	555010	140801	140801	-	-	-	140801	-
							Environmental Engineering-Civil	555020	140801	-	-	-	-	-	
Computer Engineering	B*						Computer Engineering	558020	140901	-	-	-	-	-	
Electrical Engineering	B*	M			D		Electrical Engineering	558010	141001	141001	-	-	-	141001	-
Mechanical Engineering	B*	M			D		Mechanical Engineering	554010	141901	141901	-	-	-	141901	-
							Computational Materials Science and Mechanics	554011	-	-	-	-	-	141901	-
Industrial Engineering	B*	M			D		Industrial Engineering	557010	143501	143501	-	-	-	143501	-
							Engineering Management	557011	-	143501	-	-	-	-	-
							Global Manufacturing	557012	-	143501	-	-	-	-	-
							Engineering, Undecided	559995	149999	-	-	-	-	-	-
							Engineering, NFA	559999	149999	-	-	-	-	-	-
<u>Foreign Languages</u>															
East Asian Languages & Cultures	B						Chinese Language and Culture	117170	160399	-	-	-	-	-	-
							Japanese Language and Culture	117171	160399	-	-	-	-	-	-
							Chinese and Japanese	117172	160399	-	-	-	-	-	-
							Chinese/Business	117173	160399	-	-	-	-	-	-
							Japanese/Business	117174	160399	-	-	-	-	-	-
Slavic		M					Slavic	117150	-	160400	-	-	-	-	
Russian	B						Russian	117130	160402	-	-	-	-	-	
							Russian / Business	117131	160402	-	-	-	-	-	-
							Russian and Spanish	117132	160402	-	-	-	-	-	-
German	B	M					German	117120	160501	160501	-	-	-	-	-
							German / Business	117121	160501	-	-	-	-	-	-
							German and Russian	117122	160501	-	-	-	-	-	-
							German and Spanish	117123	160501	-	-	-	-	-	-
							German and Italian	117124	160501	-	-	-	-	-	-
							German Studies	117125	-	160501	-	-	-	-	-
French	B	M			D		French	117110	160901	160901	-	-	-	160901	-
							French / Business	117111	160901	-	-	-	-	-	-
							French and Russian	117112	160901	-	-	-	-	-	-
							French and Spanish	117113	160901	-	-	-	-	-	-
							French and German	117114	160901	-	-	-	-	-	-
							French and Italian	117115	160901	-	-	-	-	-	-
Italian	B						Italian	117160	160902	-	-	-	-	-	
							Italian / Business	117161	160902	-	-	-	-	-	-
							Italian and Russian	117162	160902	-	-	-	-	-	-
							Italian and Spanish	117163	160902	-	-	-	-	-	-
Spanish	B	M			D		Spanish	117140	160905	160905	-	-	-	160905	-
							Spanish/Business	117141	160905	-	-	-	-	-	-
Classics	B	M			D		Classics	111910	161200	161200	-	-	-	161200	-
							Classical Civilizations	111911	161200	161200	-	-	-	-	-
							Classics & Religion	111912	161200	-	-	-	-	-	-
							Classical Archaeology	111913	161200	161200	-	-	-	-	-
							Greek & Latin	111915	161200	161200	-	-	-	-	-
Greek	B	M					Greek	111920	161202	161202	-	-	-	-	
Latin	B	M					Latin	111930	161203	161203	-	-	-	-	
<u>Home Economics/Human Sciences</u>															
Human Sciences	B				D		Human Sciences	250010	190101	-	-	-	-	190101	-
							Exercise Science	254489	190101	-	-	-	-	-	-
							Athletic Training/Sports Medicine	254490	190101	-	-	-	-	-	-
							General Human Sciences	255350	190101	-	-	-	-	-	-
Family and Child Sciences	B	M					Family and Child Sciences	255315	190701	190701	-	-	-	190101	-
							Family Relations	255312	-	190701	-	-	-	190101	-
							Child Development	255320	190701	190701	-	-	-	190101	-
							Consumer Economics	252050	-	190701	-	-	-	190101	-
							Housing	252060	190701	190701	-	-	-	190101	-
							Family and Child Sciences, Prerequisites Incomplete	255397	190701	-	-	-	-	-	-

Approved Levels							Major								
DCU Approved Degree Program	B	M	A	S	D	P	Name of Major	Code	B	M	A	S	D	P	
Home Economics/Human Sciences (continued)															
Clothing, Textiles, & Merchandising	B	M													
							-----removal pending at D-----	Clothing & Textiles	252010	190901	190901	-	-	190101	-
							-----removal pending at D-----	Apparel Design & Technology	252020	190901	190901	-	-	190101	-
								Apparel Design	252025	-	-	-	-	190101	-
							-----removal pending at D-----	Merchandising	252030	190901	190901	-	-	190101	-
								Retail Merchandising	252035	-	-	-	-	190101	-
							-----removal pending at D-----	Textiles	252040	190901	190901	-	-	190101	-
								Textile Product Development	252045	-	-	-	-	190101	-
Law															
Law						P	Law	313410	-	-	-	-	-	220101	
							Law (Business)	313411	-	-	-	-	-	220101	
							Law (Economics)	313412	-	-	-	-	-	220101	
							Law (International Affairs)	313413	-	-	-	-	-	220101	
							Law (Public Administration)	313414	-	-	-	-	-	220101	
							Law (Urban & Regional Planning)	313415	-	-	-	-	-	220101	
							Law (Social Work)	313416	-	-	-	-	-	220101	
							Law (Library and Information Studies)	313417	-	-	-	-	-	220101	
American Law for Foreign Lawyers	M						American Law for Foreign Lawyers	313420	-	220202	-	-	-	-	
Letters															
English	B	M			D										
							-----not published at B-----	English	114210	230101	230101	-	-	230101	-
							-----not offered-----	Linguistics-----	114211	230101	230101	-	-	230101	-
								Literature	114212	230101	230101	-	-	230101	-
							-----removal pending-----	Creative Writing	114215	230101	230101	-	-	230101	-
								English / Business	114217	230101	-	-	-	-	-
								Creative Writing with an Emphasis in Business	114218	230101	-	-	-	-	-
Creative Writing		M					Creative Writing (MFA)	114216	-	230501	-	-	-	-	-
Liberal/General Studies															
Humanities	B	M			D		Humanities	115910	240103	240103	-	-	240103	-	
							Women's Studies	115912	240103	-	-	-	-	-	-
Library & Information Studies															
Library & Information Studies		M		S	D										
							-----temporarily suspended-----	Library Studies	236510	-	250101	-	250101	250101	-
								Information Studies	236520	-	250101	-	250101	250101	-
Information Studies	B						-----removal pending-----	Information Studies	236520	110401	-	-	-	-	-
Information Technology	B							Information Technology	236530	110103	-	-	-	-	-
								Information Technology, Prerequisites Incomplete	236597	110103	-	-	-	-	-
Life Sciences															
Biological Sciences	B	M			D		Biological Science	111110	260101	260101	-	-	260101	-	
							Biological Science, Prerequisites Incomplete	111197	260101	-	-	-	-	-	-
Biomedical Sciences					D		Biomedical Sciences	620100	-	-	-	-	260102	-	
Biochemistry	B						Biochemistry	111612	260202	-	-	-	-	-	-
Molecular Biophysics					D		Molecular Biophysics	117710	-	-	-	-	260206	-	
							Biochemistry, Molecular & Cell Biology	117711	-	-	-	-	260206		

Florida State University

Degree Program Inventory (March 2008)

DCU Approved Degree Program	Approved Levels						Major Code	Major						
	B	M	A	S	D	P		B	M	A	S	D	P	
<u>Multi/Interdisciplinary Study (continued)</u>														
Aging Studies	M													
	-----temporarily suspended at M -----						Aging Studies	326549	-	301401	-	-	-	-
Neuroscience	(removal pending)						Neuroscience—Movement Science	254470	-	-	-	-	302401	-
							Neuroscience - Nutrition Science	254475	-	-	-	-	302401	-
							Neuroscience - Biology	111150	-	-	-	-	302401	-
							Neuroscience - Psychology	118440	-	-	-	-	302401	-
<u>Parks, Recreation, Leisure & Fitness</u>														
Recreation and Leisure Services Admin.	B	M					Recreation and Leisure Services Administration + Recreation and Leisure Services Admin - Mapping	220404 220464	310301 310301	310301	-	-	-	-
Exercise Science	B	M		S	D		Exercise Science	254455	310505	-	-	-	-	-
	-----temporarily suspended at S -----						Exercise Physiology	254450	-	310505	-	310505	310505	-
	(removal pending)						Motor Behavior	254460	-	310505	-	310505	310505	-
<u>Philosophy, Religion, & Theology</u>														
Philosophy	B	M			D		Philosophy	117610	380101	380101	-	-	380101	-
Religion	B	M			D		Religion	118610	380201	380201	-	-	380201	-
							Religion & Classics	118611	380201	-	-	-	-	-
<u>Physical Sciences</u>														
Meteorology	B	M			D		Meteorology	116910	400401	400401	-	-	400401	-
Chemistry	B	M			D		Chemistry	111610	400501	400501	-	-	400501	-
	(removal pending at B level)						Analytical Chemistry	111611	400501	400501	-	-	400501	-
							Biochemistry	111612	-	400501	-	-	400501	-
	(removal pending at B level)						Inorganic Chemistry	111613	400501	400501	-	-	400501	-
	(removal pending at B level)						Nuclear Chemistry	111614	400501	400501	-	-	400501	-
	(removal pending at B level)						Organic Chemistry	111615	400501	400501	-	-	400501	-
	(removal pending at B level)						Physical Chemistry	111616	400501	400501	-	-	400501	-
							Environmental Chemistry	111617	400501	-	-	-	-	-
Chemical Physics		M			D		Chemical Physics	117810	-	400508	-	-	400508	-
Chemical Science	B						Chemical Science	111620	400599	-	-	-	-	-
Geology	B	M			D		Geology	114710	400601	400601	-	-	400601	-
Oceanography		M			D		Oceanography	116110	-	400607	-	-	400607	-
							Biological Oceanography	116111	-	400607	-	-	400607	-
							Chemical Oceanography	116112	-	400607	-	-	400607	-
							Geological Oceanography	116113	-	400607	-	-	400607	-
							Physical Oceanography	116114	-	400607	-	-	400607	-
Physics	B	M			D		Physics	118110	400801	400801	-	-	400801	-
Physics, Interdisciplinary	B						Physics—Biology	118121	400899	-	-	-	-	-
	-----removal pending-----						Physics - Biology-Premed.	118122	400899	-	-	-	-	-
	-----removal pending-----						Physics—Health Physics	118125	400899	-	-	-	-	-
							Physics - Biophysics	118127	400899	-	-	-	-	-
	-----removal pending-----						Physics—Management	118132	400899	-	-	-	-	-
	-----removal pending-----						Physics—Environmental Science	118142	400899	-	-	-	-	-
							Physics - Oceanography	118144	400899	-	-	-	-	-
							Physics - Geology	118146	400899	-	-	-	-	-
	-----removal pending-----						Physics—Education	118150	400899	-	-	-	-	-
	-----removal pending-----						Physics—Music Technology	118160	400899	-	-	-	-	-
	-----removal pending-----						Physics—Philosophy	118165	400899	-	-	-	-	-
							Physics - Computer Science	118185	400899	-	-	-	-	-
	-----removal pending-----						Physics—Government	118195	400899	-	-	-	-	-
Geophysical Fluid Dynamics					D		Geophysical Fluid Dynamics	117510	-	-	-	-	409999	-
<u>Psychology</u>														
Psychology	B	M			D		Psychology **	118410	420101	420101	-	-	420101	-
	-----temporarily suspended at D-----						General Experimental Psychology	118411	420101	-	-	-	-	-
	-----removal pending-----						Psychobiology	118409	-	420101	-	-	420101	-
	-----temporarily suspended at M, D-----						Clinical Psychology	118412	-	420101	-	-	420101	-
	-----temporarily suspended at M-----						Cognitive Psychology	118414	-	420101	-	-	420101	-
	-----temporarily suspended at M-----						Developmental Psychology	118415	-	420101	-	-	420101	-
	-----temporarily suspended at M-----						Social Psychology	118416	-	420101	-	-	420101	-
<u>Life Sciences</u>														
Neuroscience							Neuroscience-Psychology	118440	-	-	-	-	302401	-
Educational Psychology		M		S	D		Psychology, NFA	118499	420101	-	-	-	-	-
							Learning & Cognition	220306	-	421801	-	421801	421801	-
							Sports Psychology	220312	-	421801	-	-	421801	-

Florida State University

Degree Program Inventory (March 2008)

DCU Approved Degree Program	Approved Levels						Major Code	B	M	A	S	D	P
	B	M	A	S	D	P							
<u>Protective Services</u>													
Criminology	B	M			D		349410	430104	430104	-	-	430104	-
							349411	-	430104	-	-	-	-
Criminology / Social Work					Joint Degree		347773	-	430104	-	-	-	-
Criminology / Public Administration					Joint Degree		347775	-	430104	-	-	-	-
							349497	430104	-	-	-	-	-
Computer Criminology	B						349412	430199	-	-	-	-	-
							116660	430199	-	-	-	-	-
<u>Public Administration and Services</u>													
Public Administration		M			D		325110	-	440401	-	-	440401	-
Urban & Regional Planning / Public Administration					Joint Degree		327777	-	040301	-	-	-	-
Pub. Admin./ Health Policy Research					-----temporarily suspended at M-----		327778	-	440401	-	-	-	-
Public Administration / Social Work					Joint Degree		327772	-	440401	-	-	-	-
Public Administration / Criminology					Joint Degree		327775	-	440401	-	-	-	-
Social Work	B	M			D		338910	440701	440701	-	-	440701	-
							338911	440701	-	-	-	-	-
Social Work / Criminology					Joint Degree		337773	-	440701	-	-	-	-
Social Work / Public Administration					Joint Degree		337772	-	440701	-	-	-	-
Social Work / Business Administration					Joint Degree		337774	-	440701	-	-	-	-
							338997	440701	-	-	-	-	-
<u>Social Sciences</u>													
Social Science	B	M					328810	450101	450101	-	-	-	-
Anthropology	B	M			D		110510	450201	450201	-	-	450201	-
Demography		M					328910	-	450501	-	-	-	-
Economics	B	M			D		322210	450601	450601	-	-	450601	-
							322211	450601	-	-	-	-	-
							322299	450601	-	-	-	-	-
Geography	B	M			D		324610	450701	450701	-	-	450701	-
							324620	450701	-	-	-	-	-
					-----not published at M-----		324630	-	450701	-	-	-	-
Geographic Information Science		M					324640	-	450702	-	-	-	-
International Affairs	B	M					329910	450901	450901	-	-	-	-
Urban and Regional Planning / International Affairs					Joint Degree		327779	-	450901	-	-	-	-
Political Science	B	M			D		324910	451001	451001	-	-	451001	-
							324911	-	451001	-	-	-	-
Sociology	B	M			D		329010	451101	451101	-	-	451101	-
							329011	-	451101	-	-	-	-
<u>Visual and Performing Arts</u>													
Dance	B*	M					422810	500301	500301	-	-	-	-
							422812	-	500301	-	-	-	-
							422899	500301	-	-	-	-	-
American Dance Studies		M					422811	-	500399	-	-	-	-
Interior Design	B	M					422610	500408	500408	-	-	-	-
							422612	-	500408	-	-	-	-
							422696	500408	-	-	-	-	-
							422699	500408	-	-	-	-	-
Graphic Design	B	M					420630	500409	500409	-	-	-	-
							420698	500409	-	-	-	-	-
Theatre	B*	M			D		428010	500501	500501	-	-	500501	-
					-----not offered at D-----		428015	-	500501	-	-	-	-
							428020	500501	500501	-	-	-	-
							428025	-	500501	-	-	-	-
					-----removal pending-----		428030	500501	-	-	-	-	-
							428035	-	500501	-	-	-	-
							428040	-	500501	-	-	-	-
							428045	-	500501	-	-	-	-
							428050	-	500501	-	-	-	-
							428060	-	500501	-	-	-	-
							428080	500501	-	-	-	-	-
							428099	500501	-	-	-	-	-
							428098	500501	-	-	-	-	-

Florida State University

Degree Program Inventory (March 2008)

DCU Approved Degree Program	Approved Levels						Major Code	B	M	A	S	D	P	
	B	M	A	S	D	P								
Visual and Performing Arts (continued)														
Motion Picture, Television & Recording Arts	B	M					Motion Picture, TV. & Recording Arts++	400101	500602	500602	-	-	-	-
							Motion Picture, TV. & Recording Arts, NFA	409999	500602	-	-	-	-	-
Studio Art	B	M					Studio Art++	420610	500702	500702	-	-	-	-
							Studio Art, NFA	420699	500702	-	-	-	-	-
History & Criticism of Art	B	M			D		Art History	420810	500703	500703	-	-	500703	-
Arts Administration		M					Arts Administration - Art	420712	-	500704	-	-	-	-
							Arts Administration - Music	447208	-	500704	-	-	-	-
Music - Liberal Arts	B	M					Music - Liberal Arts++	449300	500901	500901	-	-	-	-
							Jazz and Contemporary Media++	449301	500901	-	-	-	-	-
							Jazz	449320	500901					
Music History & Literature	B	not published at B-----					Music History++	447230	500902	-	-	-	-	
Music Performance	B*	M			D		Piano Pedagogy++	447209	500903	500903	-	-	-	-
							Music Performance++	447210	500903	500903	-	-	500903	-
							Brass++	447211	500903	500903	-	-	500903	-
							Harp++	447212	500903	500903	-	-	500903	-
							Organ++	447213	500903	500903	-	-	500903	-
							Percussion++	447214	500903	500903	-	-	500903	-
							Piano++	447215	500903	500903	-	-	500903	-
							Strings++	447216	500903	500903	-	-	500903	-
							Voice++	447217	500903	500903	-	-	500903	-
							Woodwinds++	447218	500903	500903	-	-	500903	-
							Harpsichord++	447219	500903	500903	-	-	500903	-
							Jazz Studies	447221	-	500903	-	-	-	-
							Guitar++	447222	500903	-	-	-	-	-
							Choral Conducting	447280	-	500903	-	-	-	-
							Instrumental Conducting	447281	-	500903	-	-	-	-
							Accompanying	447285	-	500903	-	-	-	-
							temporarily suspended at M--	447290	500903	500903	-	-	-	-
							<i>Music, Undecided</i>	449995	500903	-	-	-	-	-
							<i>Music, NFA</i>	449999	500903	-	-	-	-	-
							Music Theory and Composition	B	M			D		Music Composition++
Music Theory	447270	500904	500904	-	-	500904								
Musicology		M			D		Musicology	447271	-	500905	-	-	500905	-
Opera Production		M					Opera	447240	-	500908	-	-	-	-
Health Professions & Related Sciences														
Communication Sciences and Disorders	B	M	A		D		Communication Sciences and Disorders***	418510	510204	510204	510204	-	510204	-
							Communication Sciences and Disorders, NFA	418599	510204	-	-	-	-	-
Athletic Training	B						Athletic Training+	254491	510913	-	-	-	-	-
							Athletic Training, NFA	254499	510913	-	-	-	-	-
Medicine						P	Medicine	621201	-	-	-	-	-	511201
Marriage and Family Therapy					D		Marriage and Family Therapy	255360	-	-	-	-	511505	-
							Marriage & Family Sociology	320020	-	-	-	-	511505	-
							Marriage & Family Social Work	338920	-	-	-	-	511505	-
Nursing	B*	M					Nursing+	247310	511601	511601	-	-	-	-
							Nursing MN	247311	-	511601	-	-	-	-
							Nursing (RN-BSN)	247312	511601	-	-	-	-	-
							Nursing - Mapping	247362	511601	-	-	-	-	-
							Nursing, NFA	249999	511601	-	-	-	-	-
Public Health		M					Public Health	326120	-	512201	-	-	-	-
Art Therapy		M					Art Therapy	420713	-	512301	-	-	-	-
Music Therapy	B*	M					Music Therapy++	447260	512305	512305	-	-	-	-
Rehabilitation Counseling	B	M		S	D		Rehabilitation Services	220709	512310	-	-	-	-	-
							Rehabilitation Services - Mapping	220769	512310	-	-	-	-	-
							Rehabilitation Counseling	220708	-	512310	-	512310	512310	-
Food & Nutrition	B	M					Dietetics	254410	513101	513101	-	-	190101	-
							Food & Nutrition	254420	513101	513101	-	-	190101	-
							Food & Nutrition Science	254440	513101	513101	-	-	190101	-
							Nutrition & Food Science	254445	-	513101	-	-	190101	-
Health Policy Research		M					Health Policy Research	326110	-	510999	-	-	-	-
Public Administration / Health Policy Research						Joint Degree	Public Administration / Health Policy Research	327778	-	440401	-	-	-	-

Florida State University

Degree Program Inventory (March 2008)

DCU Approved Degree Program	Approved Levels						Major Code	B	M	A	S	D	P	
	B	M	A	S	D	P								
<u>Business and Management</u>														
Business Administration	B	M			D									
B offered at Panama City Campus only. --temporarily suspended at D--							Business Administration**	211310	520101	520101	-	-	520101	-
							Accounting	211311	-	-	-	-	520101	-
							Finance	211312	-	-	-	-	520101	-
							Management Information Systems	211313	-	-	-	-	520101	-
							Management	211314	-	-	-	-	520101	-
							Marketing	211315	-	-	-	-	520101	-
							Risk Management & Insurance	211316	-	-	-	-	520101	-
							Entrepreneurship & Small Business Management**	211320	520101	-	-	-	-	-
Business Administration / Social Work						Joint Degree	Business Administration / Social Work	217774	-	520101	-	-	-	-
							Business, Upper Division, Undecided	219995	520101	-	-	-	-	-
							Business, Conditional	219996	520101	-	-	-	-	-
							Business, Prerequisites Incomplete	219997	520101	-	-	-	-	-
							Business, NFA	219999	520101	-	-	-	-	-
Management	B	M					Management**	216610	520201	520201	-	-	-	-
	-----temporarily suspended at M-----						Hospitality and Tourism	216611	-	520201	-	-	-	-
	-----temporarily suspended-----						Human Resource Management**	216612	520201	-	-	-	-	-
	-----removal pending-----						Management Information Systems-----	216614	-	520201	-	-	-	-
							Risk Management / Insurance	216615	-	520201	-	-	-	-
Accounting	B	M					Accounting**	210110	520301	-	-	-	-	-
							Assurance Services	210111	-	520301	-	-	-	-
							Accounting Information Systems	210112	-	520301	-	-	-	-
							Taxation	210113	-	520301	-	-	-	-
							Corporate Accounting	210114	-	520301	-	-	-	-
Finance	B	M					Finance**	214310	520801	520801	-	-	-	-
Hospitality Administration	B						Hospitality Administration**	215710	520901	-	-	-	-	-
							Professional Golf Management**	215711	520901	-	-	-	-	-
Multinational Business	B						Multinational Business Operations**	219510	521101	-	-	-	-	-
Management Information Systems	B	M					Management Information Systems**	216514	521201	521201	-	-	-	-
Actuarial Science	B						Actuarial Science	116820	521304	-	-	-	-	-
Marketing	B	M					Marketing**	216710	521401	521401	-	-	-	-
	-----temporarily suspended at M-----													
Real Estate	B						Real Estate**	216220	521501	-	-	-	-	-
Risk Management - Insurance	B						Risk Management-Insurance**	216210	521701	-	-	-	-	-
<u>History</u>														
History	B	M			D		History	115210	540101	540101	-	-	540101	-
History and Philosophy of Science		M					History & Philosophy of Science	115310	-	540104	-	-	-	-
<u>Undecided/Undeclared</u>														
Undecided							Undecided	920001	-	-	-	-	-	-
Exploratory Categories							Science, Technology and Engineering	920010	-	-	-	-	-	-
							Creative Arts, Humanities, and Letters	920111	-	-	-	-	-	-
							Education and Teaching	920112	-	-	-	-	-	-
							Communication, Human Services, & Social Sciences	920113	-	-	-	-	-	-
								-	-	-	-	-	-	-
Special Student							Special Student	920002	-	-	-	-	-	-
* An exception to the 120 credit-hour limitation.														
** Limited access and limited enrollment (capped).														
*** Communication Sciences and Disorders has Teacher Education standards.														
+ Limited access and limited enrollment (capped) by specialized accreditation or licensure requirement.														
++ Limited access and limited enrollment by audition or portfolio review (special talent).														
Degree Programs at FSU	101	114	1	26	73	2	Fields offered at FSU	206	223	1	38	154	9	

Appendix B
Page 1
Campus Map
2007-08 Map

Appendix B
Page 2
Campus Map
Map Key

Glossary of Terms

Academic Year - Usually, consecutive fall and spring semesters, currently August through April; sometimes, however, summer semester is included in the term "academic year." In Florida, the summer term precedes fall and spring semesters in the school year.

Administrative and Professional (A&P) - A pay plan for middle and upper level administrative and professional positions. This pay plan category combines administrative employees, who are responsible for formulating, interpreting and implementing policies that affect the activities of the University, with professional employees, whose responsibilities are on a recognized level of comparability with the instruction and research personnel of the University.

Articulation Agreement - The articulation agreement between all 28 Florida junior/community colleges and the eleven state universities enables students to complete an associate in arts degree at any Florida community college and be admitted automatically into available upper division programs for the last two years of course work at any of the eleven state universities.

Board of Education, State - Board consisting of the Commissioner of Education and seven appointed members. This Board oversees Florida's education from kindergarten through graduate school (K-20) and the 13-member Boards of Trustees for each of the 11 public universities. See page 9 for a complete list of the board members.

Board of Governors, Florida - Board consisting of 17 members, 14 of whom are appointed by the Governor. In addition to the 14 members appointed by the Governor, the Board of Governors automatically includes the Commissioner of Education, the Chair of the Advisory Council of Faculty Senates and the President of the Florida Student Association. The statewide Board of Governors coordinates the State University System and supports the role of the 11 individual University Boards of Trustees. See page 9 for a complete list of the board members.

Board of Trustees, Florida State University - A 13-member board which governs Florida State University. It is composed of 12 appointed members and FSU's student body president. The trustees are appointed by the Governor, subject to confirmation by the Senate, and serve for staggered four-year terms. The board of trustees performs duties as assigned by law or by rule of the Florida Board of Education. See page 8 for a complete list and brief biography of the board members.

CIP (Classification of Instructional Programs) Discipline Code - These codes represent a nationally used, common taxonomy for the classification of higher education degree programs. The CIP classification describes content of the programs at three levels with each providing varying levels of detail. A directory of the CIP codes can be found online at <http://nces.ed.gov/pubs2002/cip2000/>

Common Course Numbering System - Developed in 1978, the common course numbering system is a statewide system of prefixes and numbers for courses offered by all postsecondary and participating private institutions in Florida. Its purpose is to make transferring easier by identifying equivalent courses, all of which carry the same prefix and last three digits; the title of the course may vary at different institutions.

Contracts and Grants (C&G) Budget - A budget entity which deals primarily with sponsored research activities and federally-funded educational grants. Also called Sponsored Research budget.

Credit Hour - College credit is the type of credit assigned to courses or course equivalent learning that is part of an organized and specified program leading to a graduate, baccalaureate, or associate degree. One (1) college credit is based on the learning expected from the equivalent of fifteen (15) fifty-minute periods of classroom instruction. Credits for such things as laboratory instruction, internships, and clinical experience are determined by the institution based on the proportion of direct instruction to the laboratory exercise, internship hours, clinical practice hours (Source: 6A-10.033 (1)(a), FAC).

Division of Colleges and Universities - Organization created to oversee the eleven state public universities and their 13-member Boards of Trustees. The Division of Colleges and Universities reports to the Board of Education.

Educational and General (E&G) Budget - A budget entity which provides instructional programs leading to formal degrees, and for research and public service programs.

Faculty - This category includes all individuals in the educational program who hold the title of Professor, Associate Professor, Assistant Professor, and Instructor, including those with titles preceded by the term "visiting," "adjunct," "clinical," or any other designation. The collective bargaining agreement currently in force includes in the faculty population all Developmental Research School (university lab school) personnel, all University Librarian classifications, staff physicists, and the President.

Fiscal Year - A 12-month period running from July 1 through the following June 30.

Florida Endowment Trust Fund for Eminent Scholars - The Trust Fund established in the State Treasury for Eminent Scholars provides the opportunity for each state university to match and receive challenge grants to create endowments for selected eminent scholars to occupy Chairs within the university.

Glossary of Terms

FTIC (first-time-in-college) - An entering freshman, or a first-year student. Any student entering with fewer than 12 hours of college credit is classified as an FTIC.

Full-time Equivalent (FTE) Student Calculation Factors - Under the semester system, the factors for calculating the number of student FTE's generated are as follows:

Fall and Spring Terms:	15 undergraduate student credit hours equal 1 FTE; 12 graduate student credit hours equal 1 FTE.
Summer Term:	10 undergraduate student credit hours equal 1 FTE; 8 graduate student credit hours equal 1 FTE.

Full-Time Equivalent (FTE) Employee - A numerical designator for an appointment based on 100% for full time. An FTE for a full-time employee is 1.00. (Two people each serving in half-time faculty positions would equal, together, one FTE faculty position.)

Full-Time Equivalent (FTE) Student - A measure of student enrollment based on the number of student credit hours for which students enroll. See definition of *Full-time Equivalent FTE Student Calculation Factors* for other FTE equivalencies.

Full-Time Filled Position - A position in which a person or persons are appointed at a total FTE of 1.00.

Full-Time Student - Generally classified as an undergraduate student taking 12 hours or more in the fall or spring, 9 hours or more in the summer; or a graduate student taking 9 hours or more in the fall or spring, 6 hours or more in the summer.

Instructional Activity File (IAF) - An automated file prepared each term which contains specific data on course section, enrollment and credit hours.

Instruction and Research Data File (IRDF) - A file generated from the Personnel Activity Reporting System (PARS) file which contains detailed data on course section, enrollment, and credit hours, as well as funding and demographic information on instructors.

IPEDS (Integrated Postsecondary Education Data System) - IPEDS is the core postsecondary education data collection program in the U.S. Department of Education's National Center for Education Statistics (NCES). It was designed to help NCES meet its mandate to report full and complete statistics on the condition of postsecondary education in the United States. It is a single, comprehensive data collection system developed to encompass all institutions and organizations whose primary purpose is to provide postsecondary education. IPEDS is built around a series of interrelated surveys to collect institution-level data in such areas as enrollment, program completions, faculty and staff, and financing.

Major Code - A six-digit number assigned to an area of study designated as the student's major field. (The diploma given by the University indicates the degree awarded and the approved degree program.)

Major Field of Study - Students are classified as majors according to their selection of a primary field of study. This field must be selected from approved degree programs and university approved majors within each degree program.

Occupation Code - A four-digit code which indicates the title and general description of the position to which a person is appointed. Occupation codes range from 0001 to 9179 and 9199 to 9499 for regular salaried positions. The range 9180-9198 is reserved for student related titles. Graduate assistants, post doctorates and fellows are appointed to classifications within this range. All codes within this latter range are paid through OPS funds. Faculty, A&P and USPS may be appointed on OPS in the entire range of occupation codes; this, however, is limited primarily to faculty appointments.

Operating Budget - An expenditure plan developed for each fiscal year. The plan must conform to the annual allocation/appropriation and list estimated expenditures by budget category for the year.

Other Personal Services (OPS) - This is one of two sources of salary funds. Persons paid from OPS are performing temporary work of some nature. There is no continuing obligation on the part of the state toward persons on OPS appointments.

Preliminary Headcount Enrollment - The enrollment taken from the official data files of the university as of the end of the 28th calendar day of the term. This figure includes all students, fundable and non-fundable, who are on the Student Data Course File.

State Fundable Student Credit Hours - Those student credit hours for which the University receives funding by the state.

Student - A person who has actively entered into a relationship with an academic program of the University in an officially recognized capacity.

Glossary

Student Classification Level (from Student Data Course File) - Students are classified on division levels as follows:

Lower Division:	A student who has earned fewer than 60 semester credit hours (90 quarter hours), or a student who has not been admitted to upper division.
Upper Division:	A student who has earned 60 semester credit hours (90 or more quarter hours), or has an AA degree, or is working toward an additional bachelor's degree.
Beginning Graduate:	A graduate student who has been formally admitted to a graduate degree program and is not an advanced graduate student.
Advanced Graduate:	A graduate student who has been formally admitted to a recognized doctoral or post-master's degree program and who has accumulated 36 semester credit hours (54 or more quarter hours) toward his/her degree program, or has a master's degree.
Unclassified:	A student waiting to be admitted to a degree program, or not seeking a degree.

Student Course Loads (FSU Bulletin) - Students are classified on the basis of semester hours earned as follows:

Freshman:	Zero to 29 semester hours (0-35 quarter hours)
Sophomore:	30 to 59 semester hours (minimum of 36 quarter hours)
Junior:	60 to 89 semester hours and all lower division requirements (a minimum of 84 quarter hours)
Senior:	90 semester hours (minimum of 132 quarter hours)
Graduate:	Any student admitted to a graduate program
Unclassified:	Any student not yet admitted to a degree program, including: Special Non-Degree Seeking without Baccalaureate Degree Special Non-Degree Seeking with Baccalaureate Degree Provisional Transient High School Students

Student Credit Hours - A measure which is equal to the product of the number of students enrolled in a course section times the number of credit hours for the course section. Student Credit Hours for which the University receives funding by the state are called State Fundable Student Credit Hours (SFSCH). Not all SCH are fundable - for instance, credit hours produced by some fee waivers and by students enrolled for audit are not state fundable.

Lower Level SCH:	Hours generated by courses numbered between 1000 and 2999.
Upper Level SCH:	Hours generated by courses numbered between 3000 and 4999.
Graduate I Level SCH:	Hours generated by courses numbered between 5000 and 8999 and not Graduate II courses.
Graduate II Level SCH:	Hours generated by courses numbered between 5000 and 8999 and student's classification level is Advanced Graduate and degree level sought is Advanced Master's, Specialist or Doctorate and student program category is an authorized Doctoral degree program.
Graduate III Level SCH:	Hours generated by courses numbered between 5000 and 9999 and course section type is M (Medical).

Student Data Course File (SDCF) - An automated file prepared each term which lists specific data on all students and student enrollments.

Student Headcount Enrollment - The actual number of individual students enrolled at a specified time regardless of whether the students are attending full-time or part-time.

Tenure - The condition attained by a faculty member through highly competent scholarly activities which assures the faculty member security of employment and immunity from reprisals or threats due to an intellectual position or belief which may be unpopular, and which guarantees annual reappointment for that faculty member until voluntary resignation, retirement, or removal for adequate cause.

University Support Personnel System (USPS) - A pay plan and personnel system for classified employees to include the following positions: professional, paraprofessional, administrative, clerical, secretarial, technical, skilled crafts, service or maintenance duties.